


❧ Book of Traceable Heraldic Art ❧


Volume 5: Shapes & Symbols



A traditional symbol of ancient Egypt. May be blazoned a "crux ansata." Considered a Step From Core Practice (SFCP).

Default posture: crosswise. No proper coloration.

Source: Pennsic Traceable Art Archives. Artist: Ian Raven of Tadcaster.




A traditional symbol of ancient Egypt. May be blazoned a "crux ansata."

Considered a Step From Core Practice (SFCP).

Default posture: crosswise. No proper coloration.

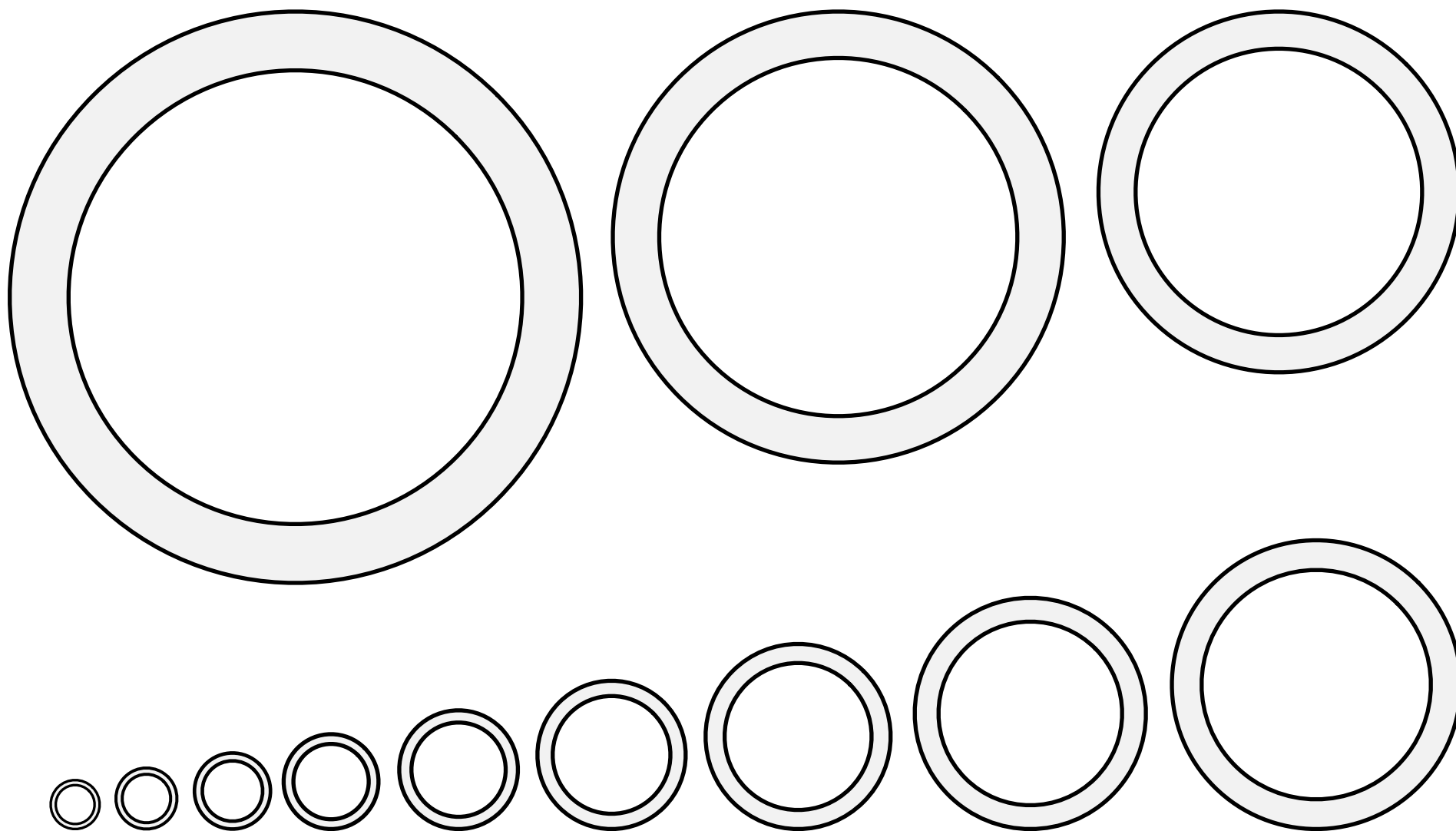
Source: Pennsic Herald's Point Artists. Artist: Unknown.



A traditional symbol of ancient Egypt. May be blazoned a "crux ansata." Considered a Step From Core Practice (SFCP).

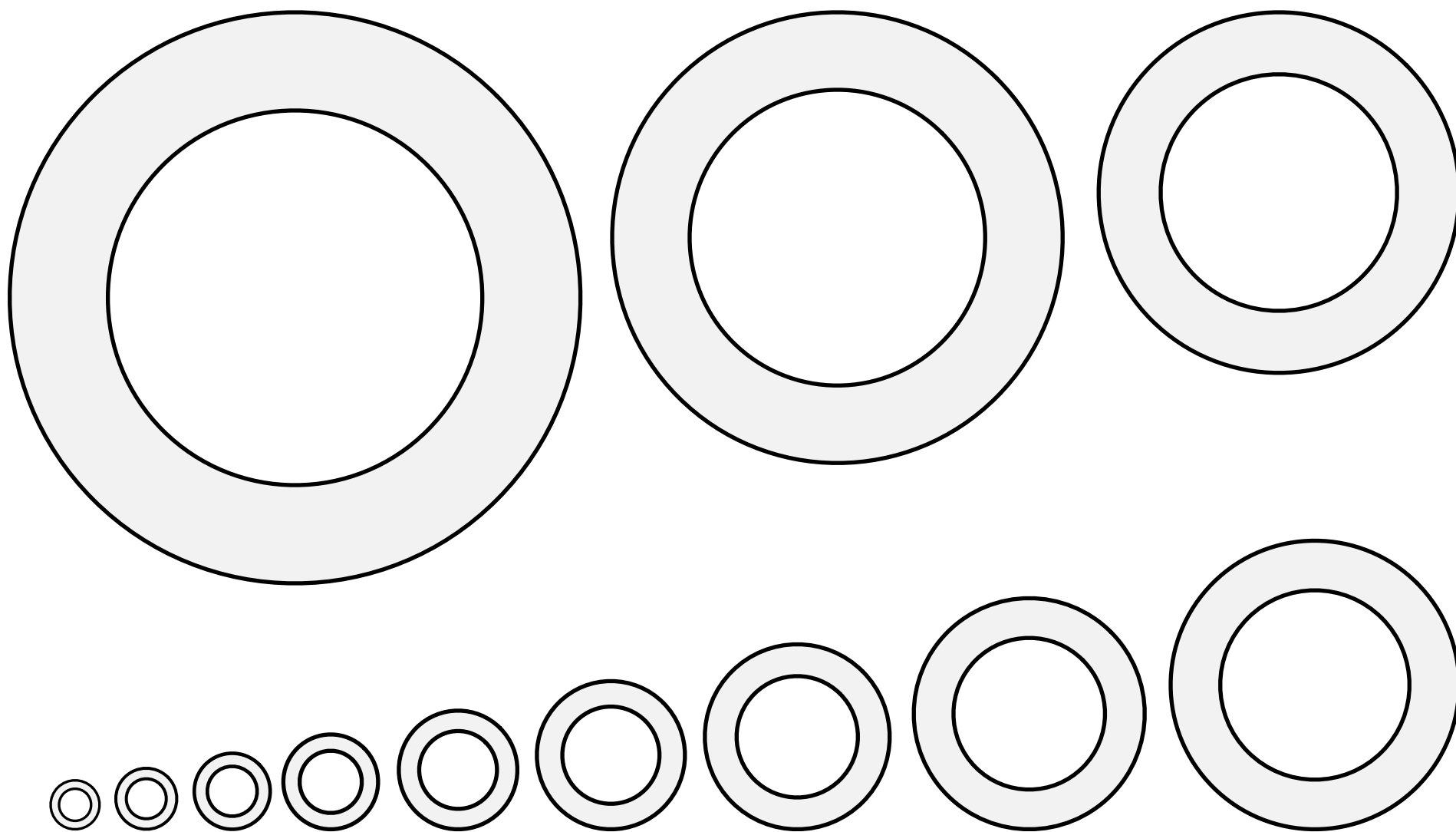
Default posture: crosswise. No proper coloration.

Source: OpenClipArt. Artist: Paxed.



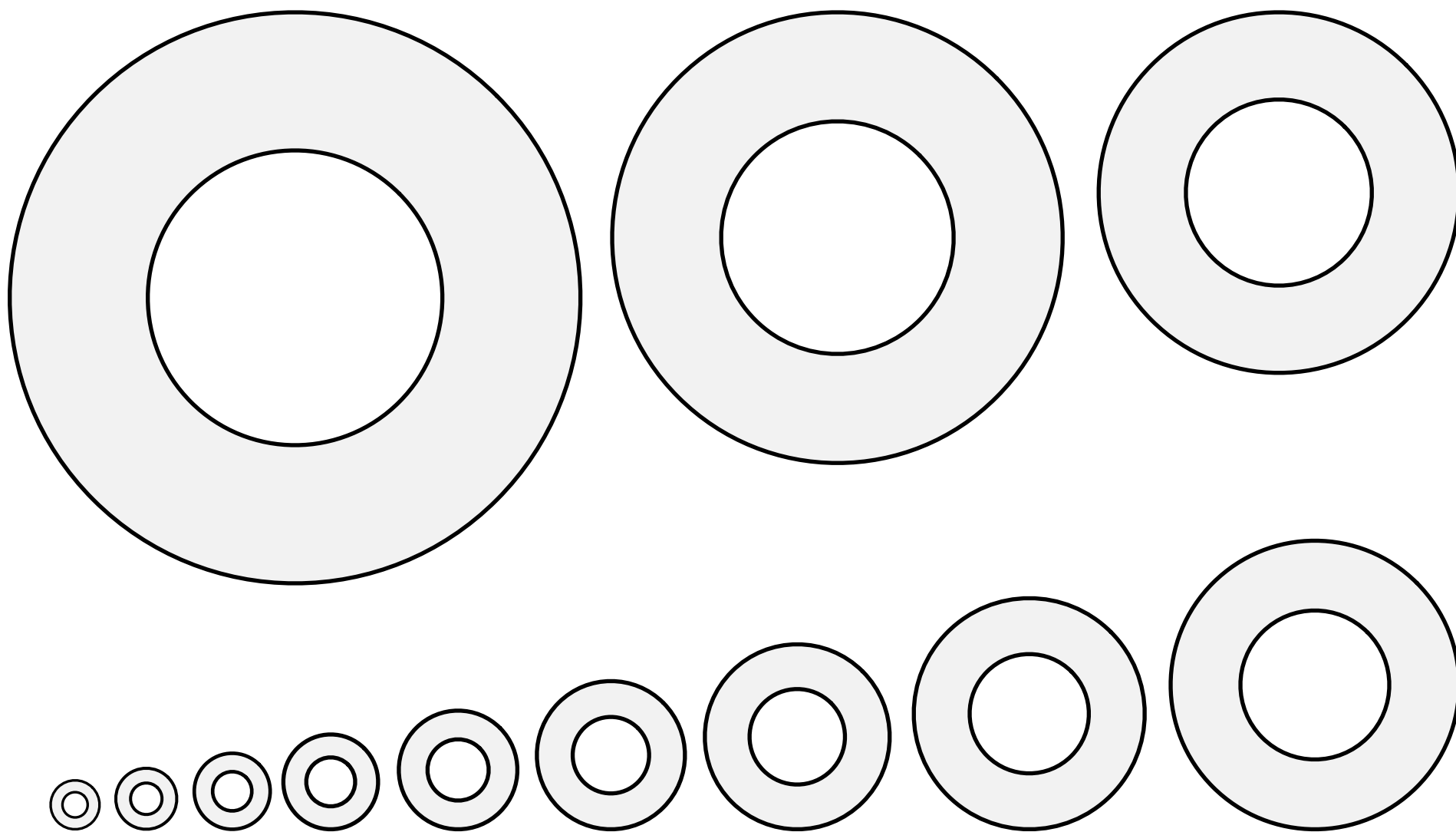
A ring. Can also be blazoned a roundel voided.

Annulet (1) 🦉 5.5



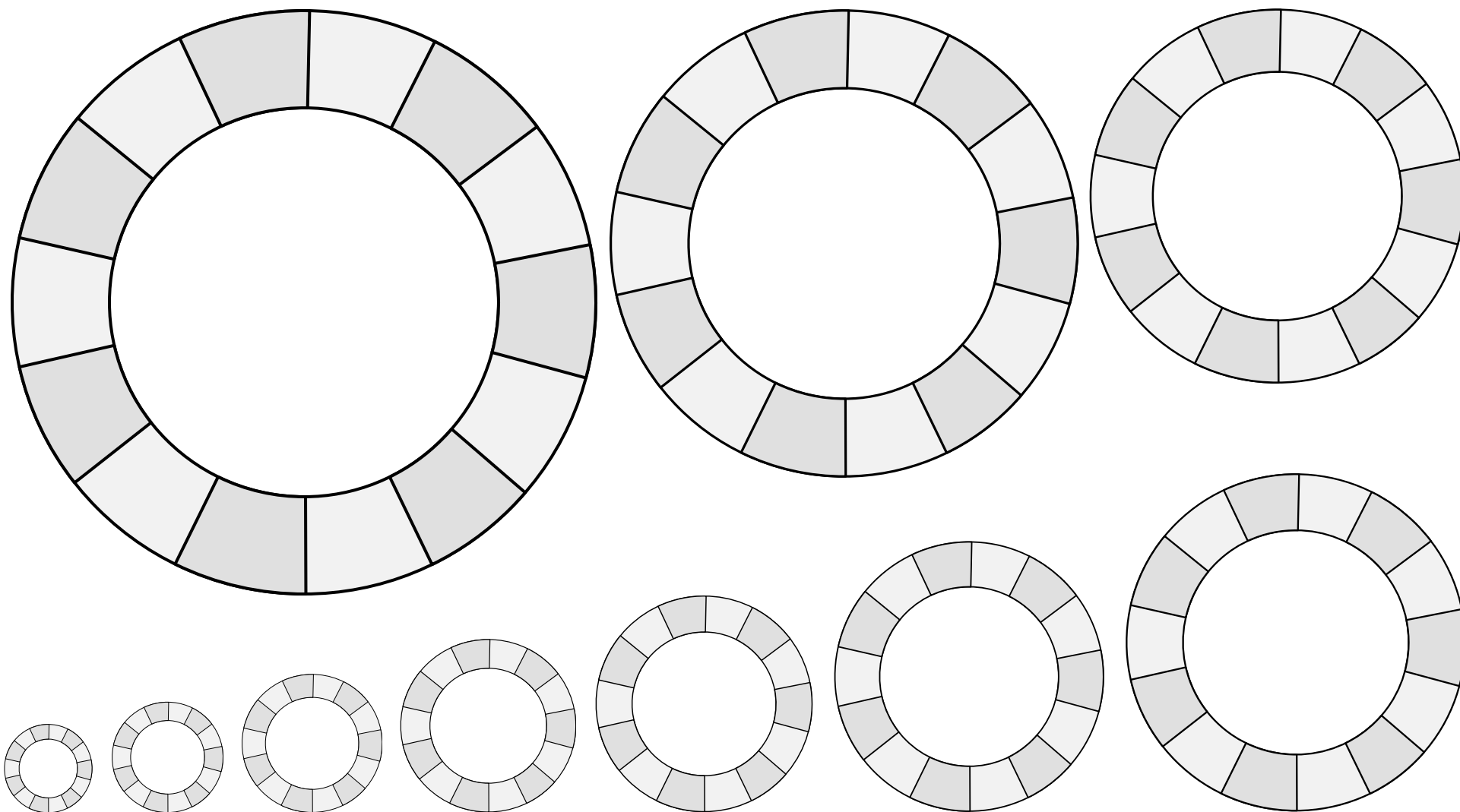
A ring. Can also be blazoned a roundel voided.

Annulet (2) 🦉 5.6



A ring. Can also be blazoned a roundel voided.


Annulet (3) 🦉 5.7



A ring. Can also be blazoned a roundel voided.

Source: BnF MS Allemand 304.

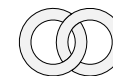
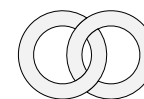
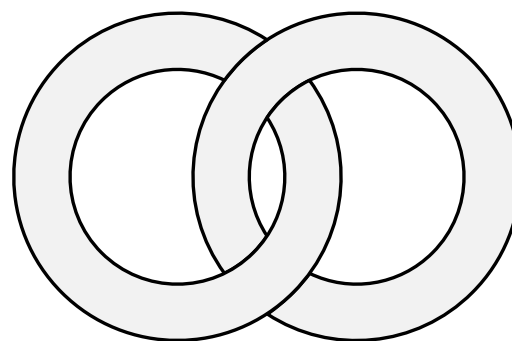
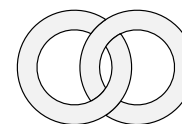
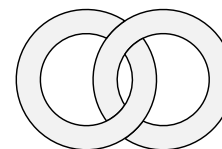
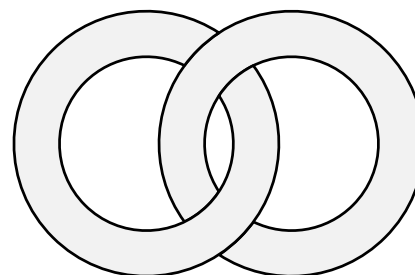
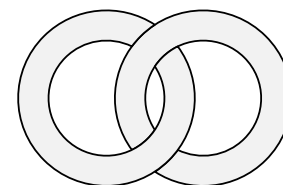
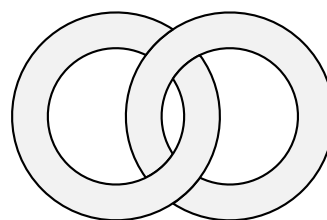
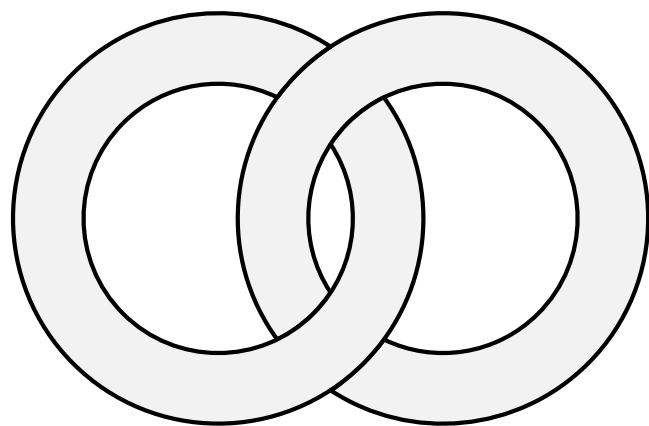
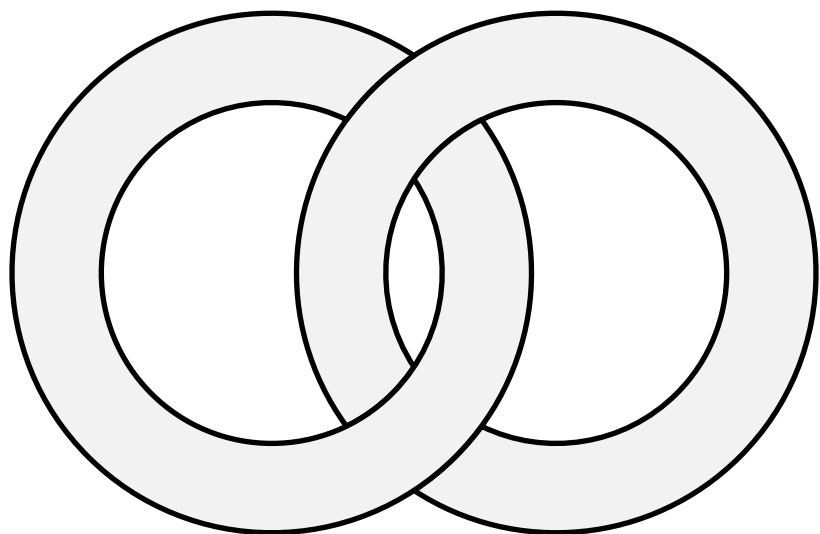
Artist unknown. (Page 742.)



A ring. Can also be blazoned a roundel voided.

Source: Sammelband Mehrerer Wappenbücher. Artist unknown. (Folio 14r.)

Annulet Fleury ♣ 5.9

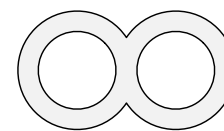








Two intertwined rings.

Source: A Glossary of Terms Used in Heraldry.

Artist: James or Irene Parker.

Annulets, Two, Braced  5.10




Two conjoined rings.

Source: A Glossary of Terms Used in Heraldry.

Artist: James or Irene Parker.

Annulets, Two, Conjunct 🦉 5.11




Three intertwined rings.

Source: Viking Answer Lady SVG Images For Heraldry.

Artist: Gunnvör silfrhárr.

Annulets, Three, Interlaced 🐉 5.12

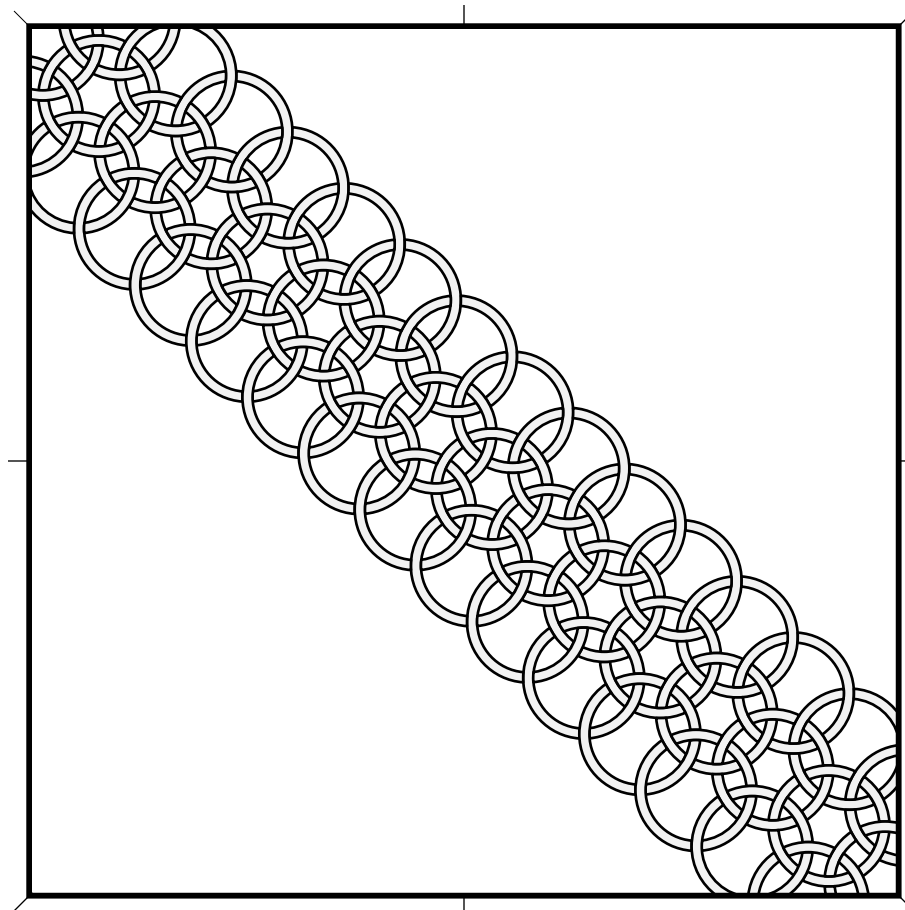
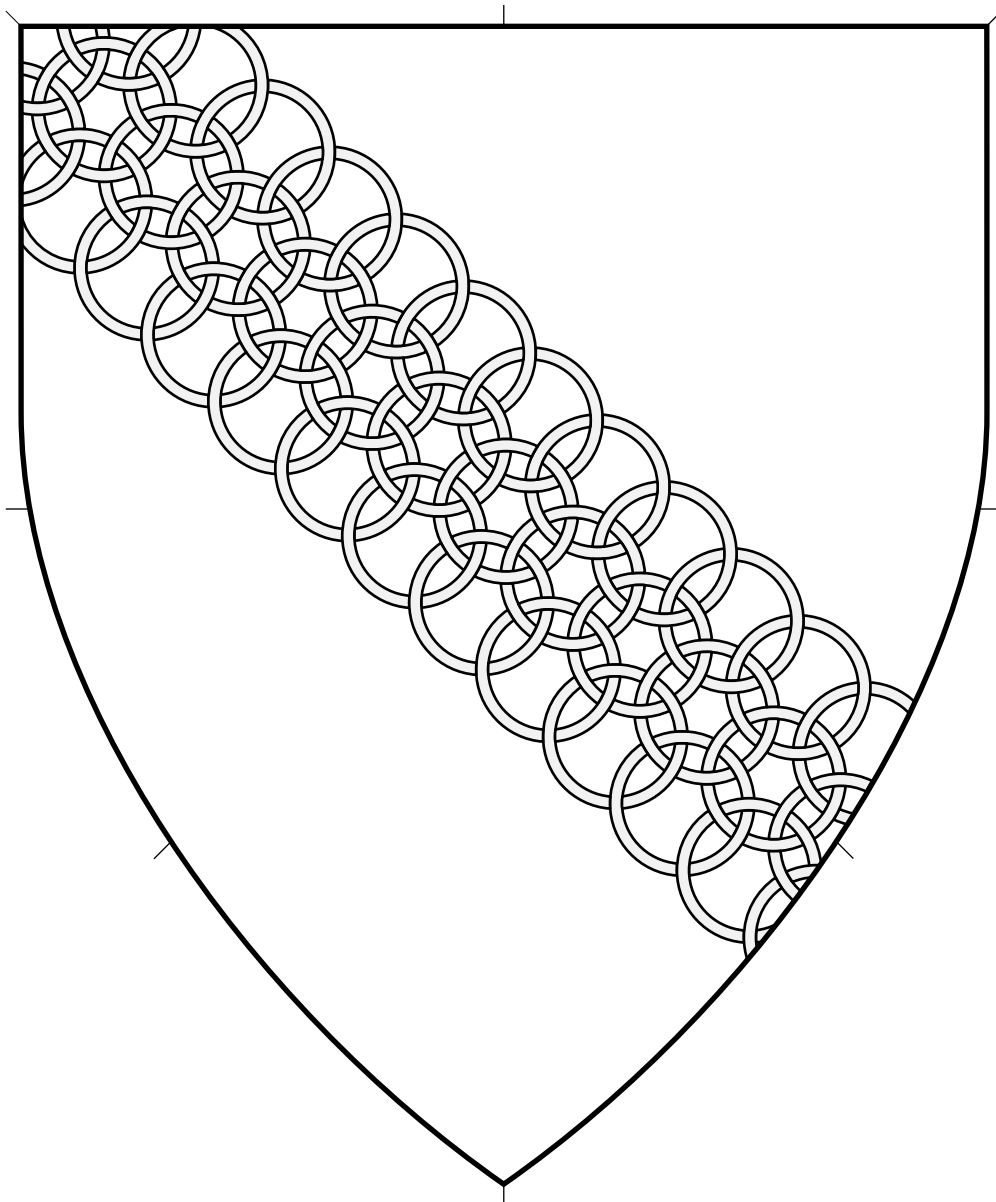


Five intertwined rings. Sometimes referred to as a “Borronean Cross” because no two rings are interlinked to each other, but the set as a whole are connected.

Source: Wikimedia Commons.

Artist: AnonMoos.

Annulets, Five, Interlaced In Cross 🐉 5.13

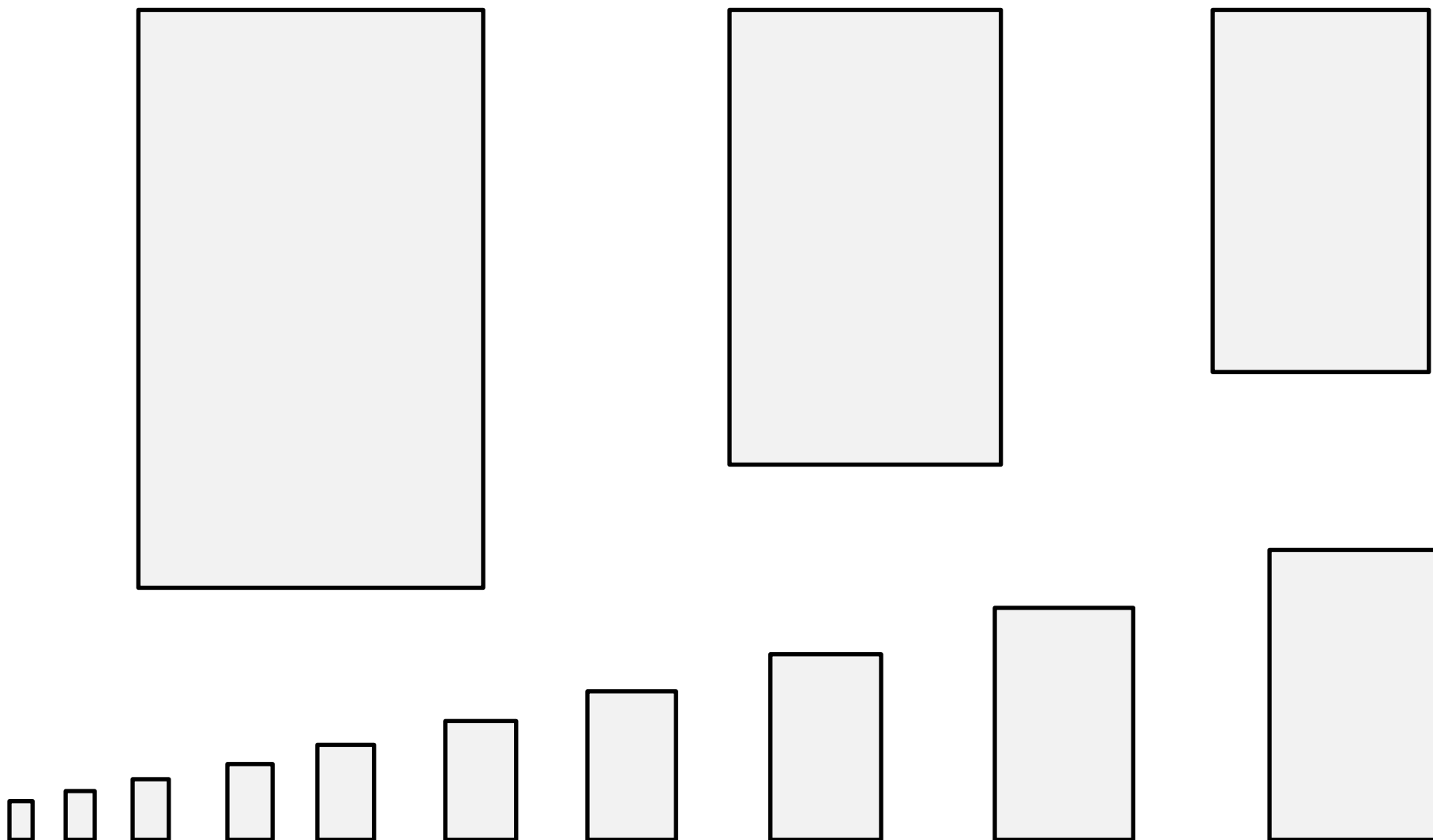


Annulets interlaced as in chain mail and arranged as an ordinary.


The October 1991 Cover Letter noted that ordinaries of mail would not be registered without documentation of period use.

Source: Le second volume de la premiere partye
du blason d'armoiries. Artist unknown. (Folio 165r.)

Bend of Annulets Interlaced • 5.14



A “bill,” or document, drawn as a vertical rectangle.




A suit of playing cards, mundanely known as a “spade.” Heraldically equivalent to a linden leaf.

A period artifact, but not used in period armory.

Default posture: point to chief. No proper coloration.

Source: Pennsic Traceable Art. Artist: Roana d’Evreux.

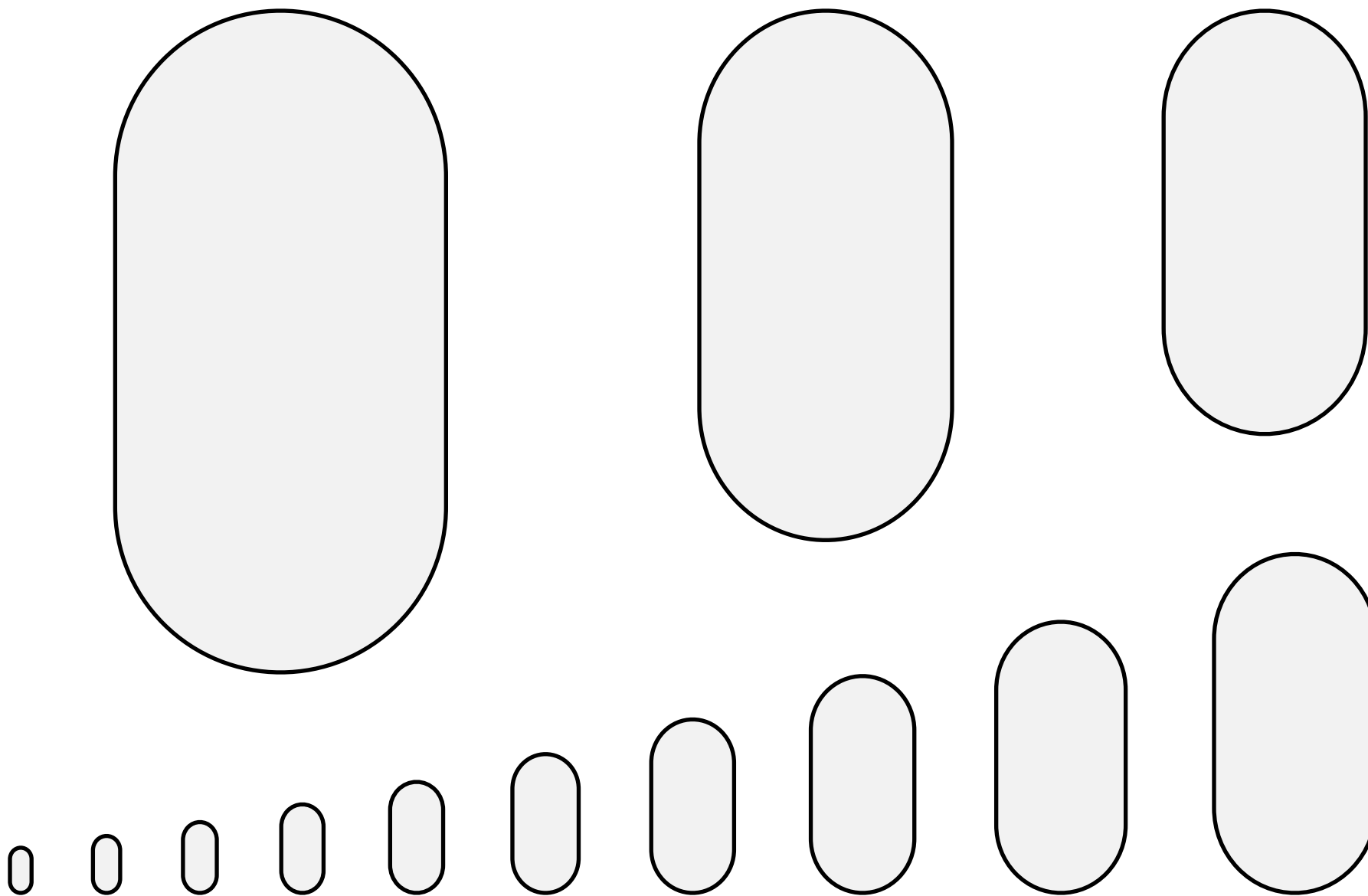


A suit of playing cards, mundanely known as a “spade.” Heraldically equivalent to a linden leaf.

A period artifact, but not used in period armory.

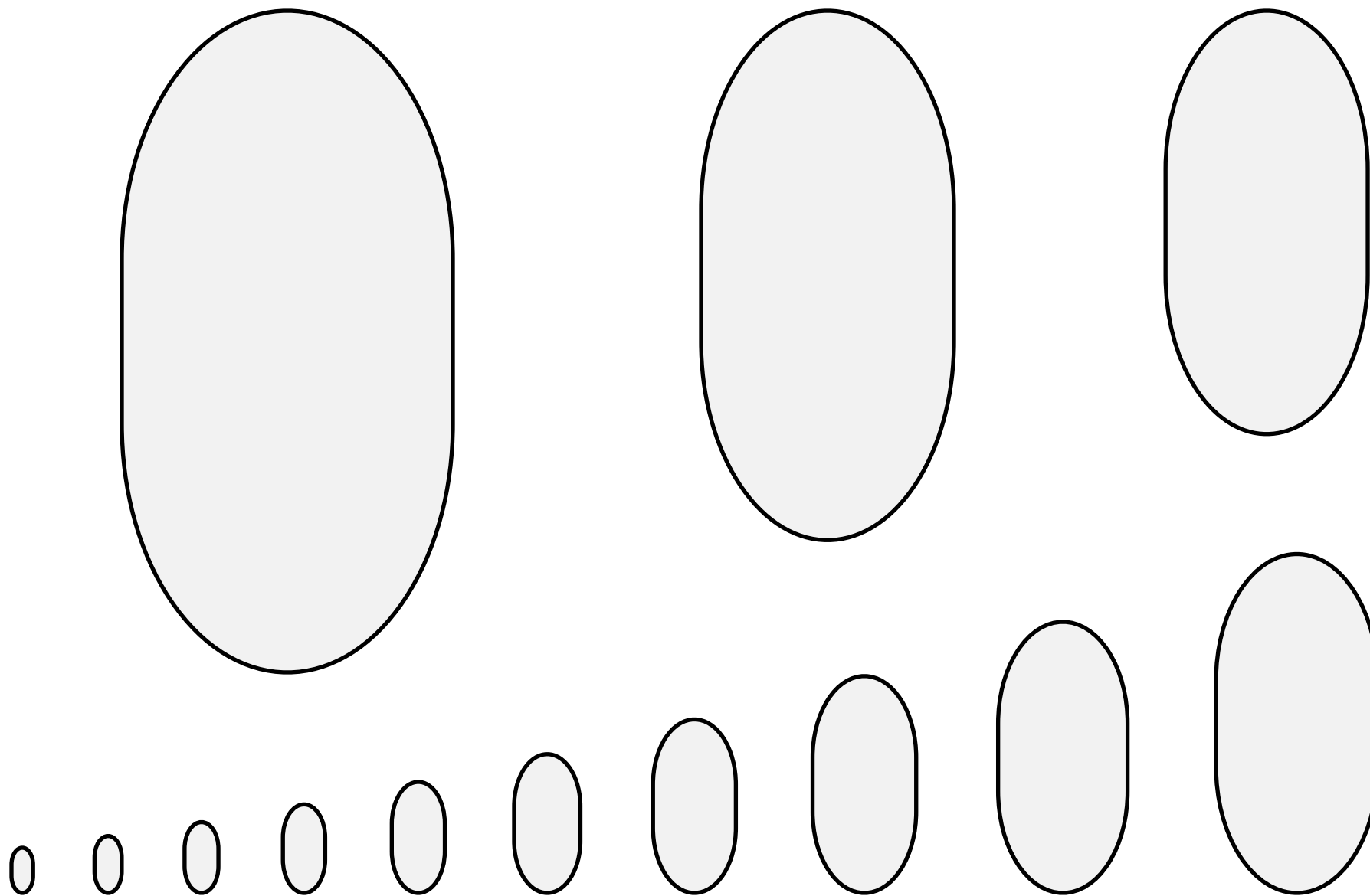
Default posture: palewise. No proper coloration.

Source: Viking Answer Lady SVG Images For Heraldry. Artist: Gunnvôr silfrahárr.

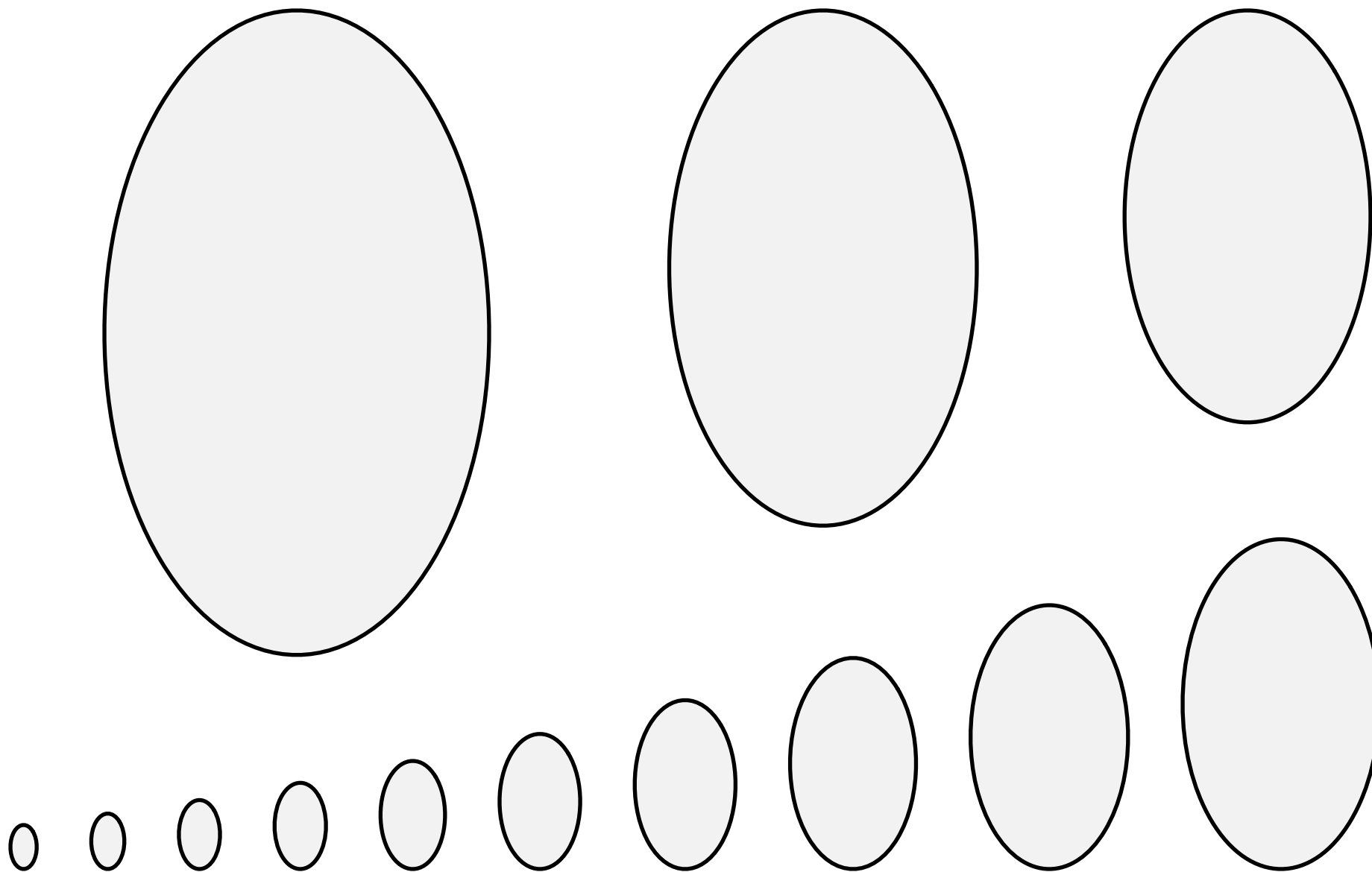


An oval or round-ended shape.

Cartouche (1) 🦉 5.18




An oval or round-ended shape.




An oval or round-ended shape.

Cartouche (3) 🦉 5.20



A symbol of Christ formed from the Greek letters chi (X) and rho (P), which are the first two letters of the Greek word “Khristos.”


Default orientation: upright. No proper coloration.



A rounded four-lobed shape.

Proper coloration: one lobe to chief. No default coloration.

Cinquefoil (Shape) 🦉 5.22




A directional indicator for a map.

Default orientation: highlighted point to chief. No proper coloration.

Source: Viking Answer Lady SVG Images For Heraldry. Artist: Gunnvôr silfrahárr.
Adapted by Mathghamhain Ua Ruadháin.

Compass Rose (1) 5.23




A directional indicator for a map, formed of a mullet within and conjoined to an annulet.

Default orientation: highlighted point to chief. No proper coloration.

Artists' Note: other than the north mark, the points of the compass rose should not extend beyond the annulet.


Source: Pennsic Traceable Art. Artist: Unknown.



A directional indicator for a map.

Default orientation: highlighted point to chief. No proper coloration.

Compass Rose (3) • 5.25




A directional indicator for a map. May be blazoned a “mullet of four greater and four lesser points.”
Considered a Step From Core Practice (SFCP).

Default orientation: one point to chief. No proper coloration.

Source: Viking Answer Lady SVG Images For Heraldry. Artist: Gunnvôr silfrahárr.

Compass Star (1) 🦁 5.26




A directional indicator for a map. May be blazoned a “mullet of four greater and four lesser points.”

Considered a Step From Core Practice (SFCP).

Default orientation: one point to chief. No proper coloration.

Compass Star (2) 🦉 5.27




A directional indicator for a map. May be blazoned a “mullet of four greater and four lesser points.”

Considered a Step From Core Practice (SFCP).

Source: SVG Heraldry Components. Artist: Nicholas de Estleche.

Compass Star (3) 5.28



An architectural feature.


Default orientation: one point to chief. No proper coloration.

Source: *Insignia Urbium Italiae Septentrionalis*.

Artist: Unknown. (Found in the arms of Bologna, folio 88r.)

Adapted by Mathghamhain Ua Ruadháin.

Cornice, Four-Lobed (1) 🐉 5.29



An architectural feature.


Default orientation: one point to chief. No proper coloration.

Source: *Insignia Urbium Italiae Septentrionalis*.

Artist: Unknown. (Found in the arms of Bologna, folio 88r.)

Adapted by Mathghamhain Ua Ruadháin.

Cornice, Four-Lobed (2) 🦉 5.30



An architectural feature.

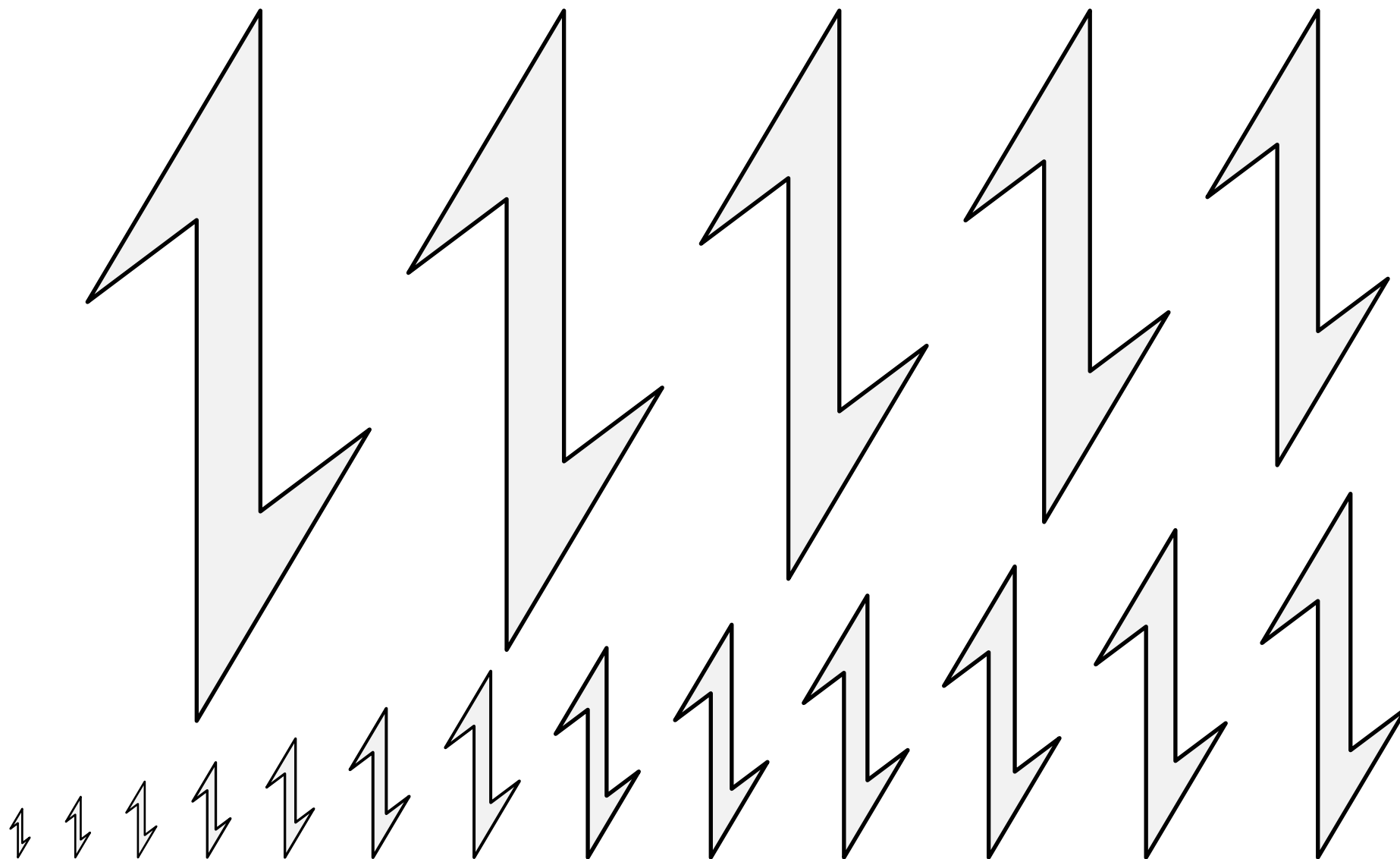
Default orientation: one point to chief. No proper coloration.

Source: Stemmario Trivulziano.

Artist: Gian Antonio da Tradate.

Adapted by Mathghamhain Ua Ruadháin.

Cornice, Four-Lobed Quadrate 5.31

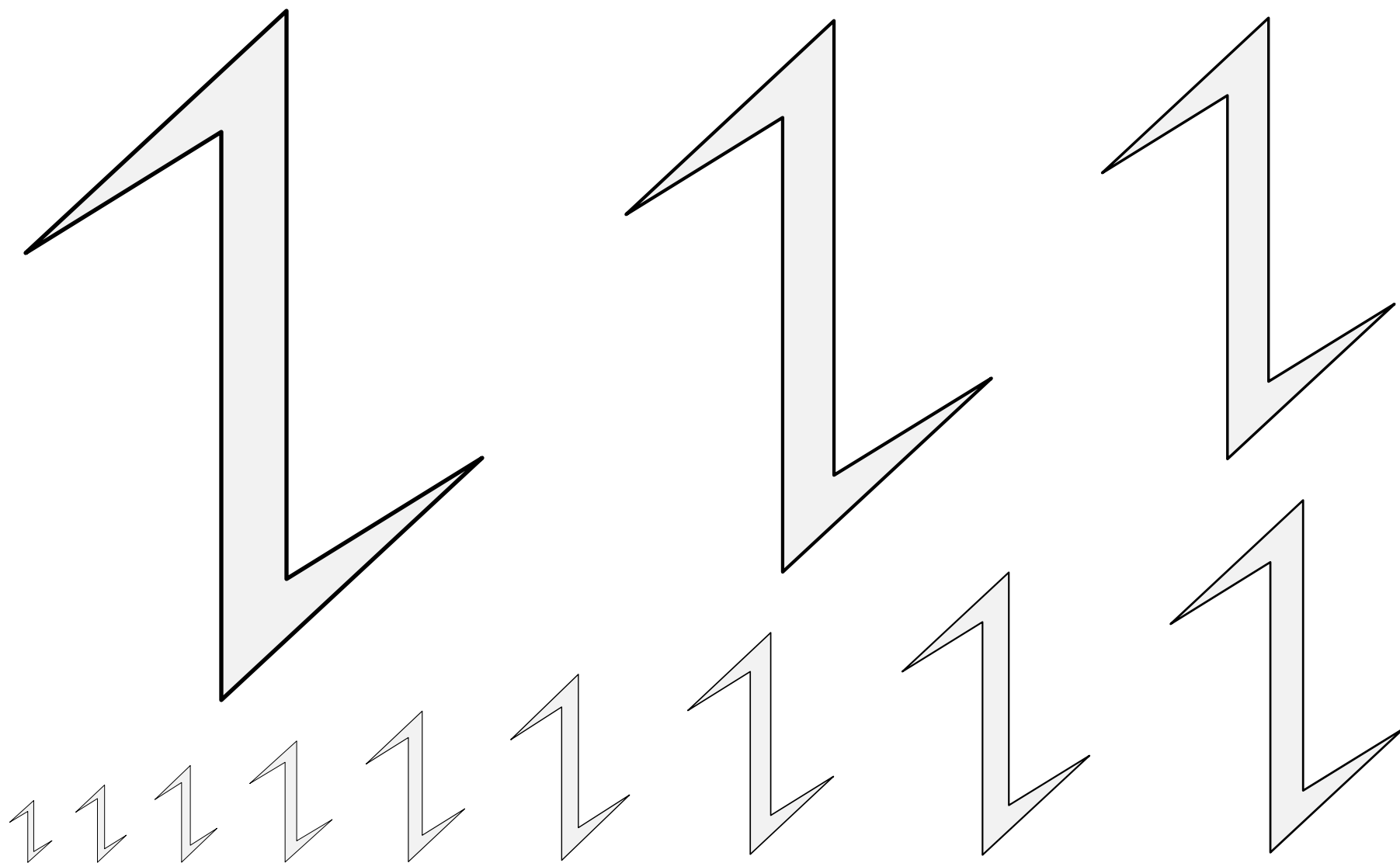


A piece of metal with hooks on each end used in architecture.
In German heraldry it was known as a wolf-hook or "Wolfsangel."

Default orientation: palewise. No proper coloration.

Potentially offensive due to its use in the insignia of several Nazi groups and by modern white supremacists.

Crampon (1) • 5.32



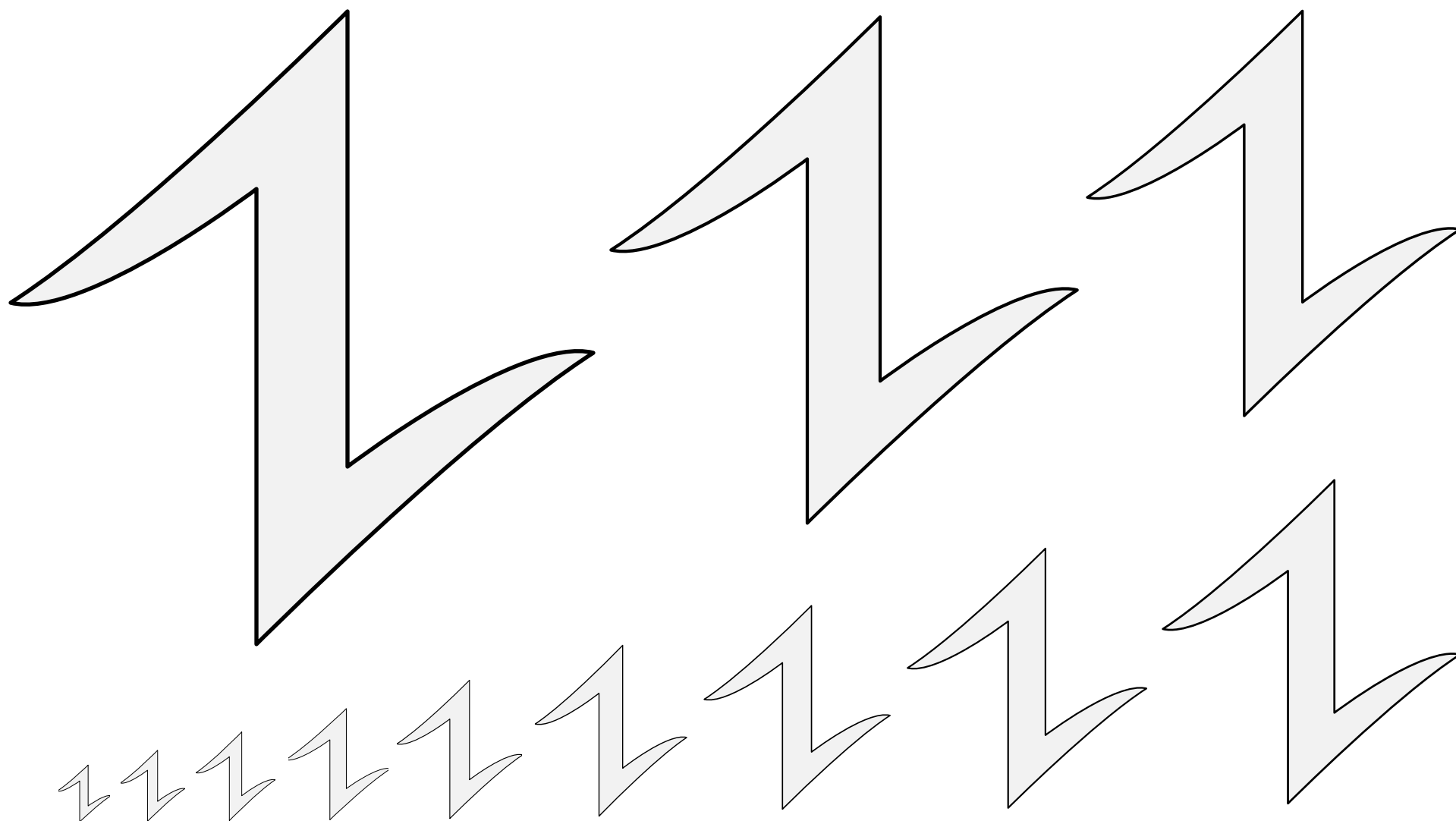
A piece of metal with hooks on each end used in architecture. In German heraldry it was known as a wolf-hook or "Wolfsangel."

Default orientation: palewise. No proper coloration.

Potentially offensive due to its use in the insignia of several Nazi groups and by modern white supremacists.

Source: Pennsic Traceable Art. Artist: Roana d'Evreux.

Crampon (2) 🦁 5.33



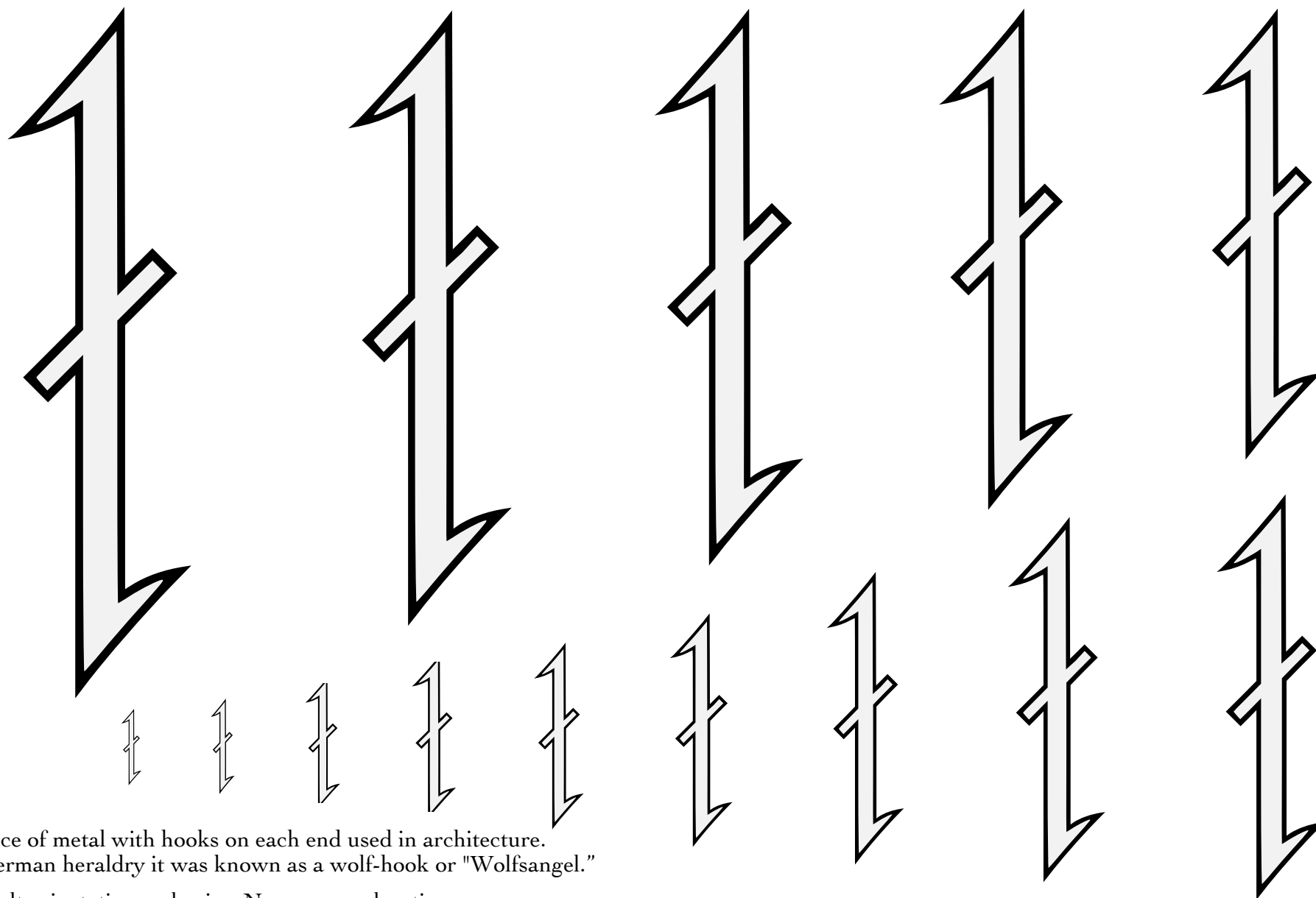
A piece of metal with hooks on each end used in architecture. In German heraldry it was known as a wolf-hook or "Wolfsangel."

Default orientation: palewise. No proper coloration.

Potentially offensive due to its use in the insignia of several Nazi groups and by modern white supremacists.

Source: Siebmacher's Wappenbuch of 1605. Artist: Johann Siebmacher. (Arms of Die Steffan.)

Crampon (3) • 5.34




A piece of metal with hooks on each end used in architecture.
In German heraldry it was known as a wolf-hook or "Wolfsangel."

Default orientation: palewise. No proper coloration.

Potentially offensive due to its use in the insignia of several
Nazi groups and by modern white supremacists.

Source: Wappen und Siegel des Kreises Alfeld. Artist: Gustav Völker.



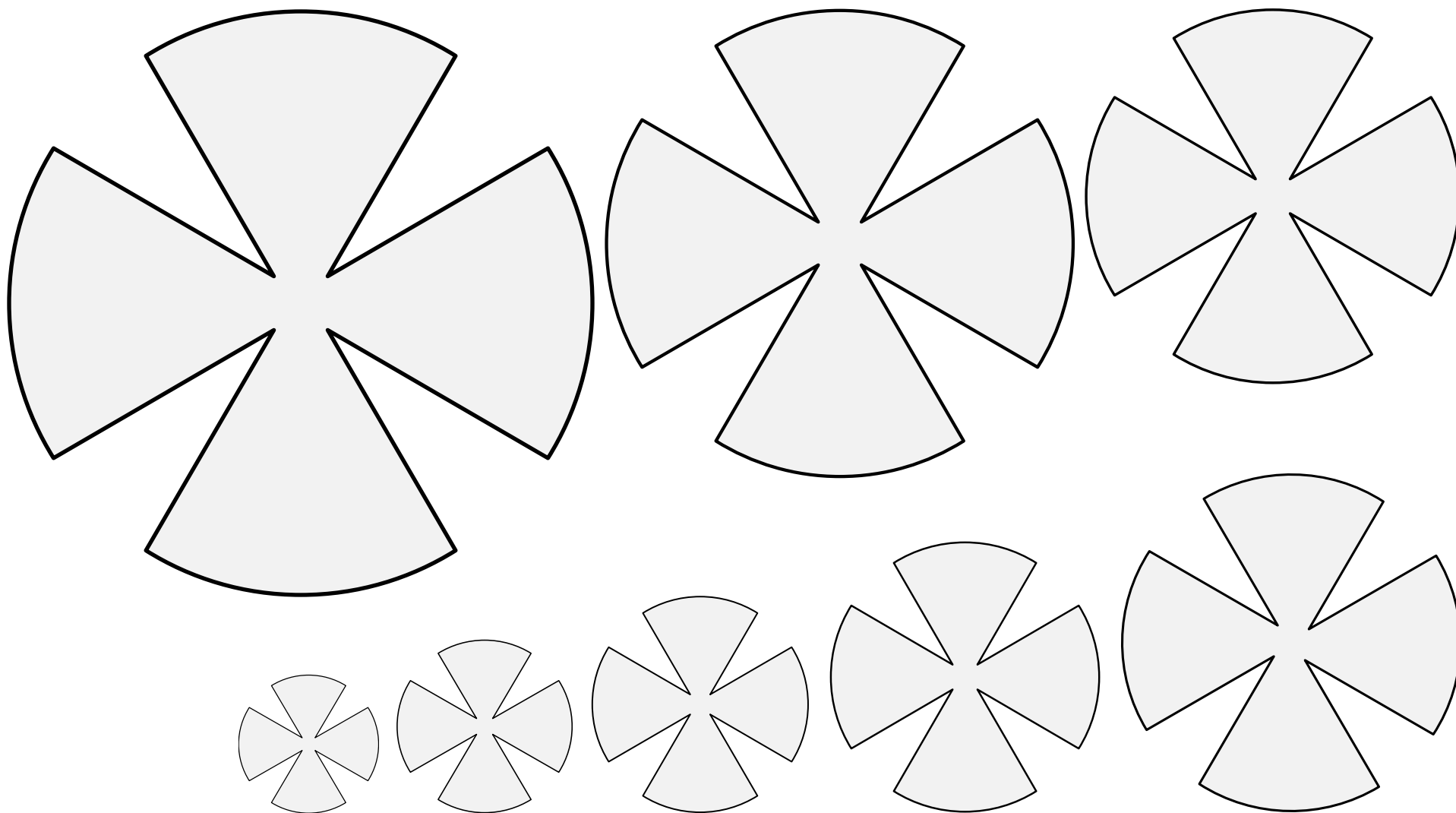
A piece of metal with hooks on each end used in architecture.
In German heraldry it was known as a wolf-hook or "Wolfsangel."

Default orientation: palewise. No proper coloration.

Potentially offensive due to its use in the insignia of several
Nazi groups and by modern white supremacists.

Source: Armorial de Gelre. Artist: Claes Heinenzoon. (Page 227.)

Crampon (5) 🦉 5.36




A cross formed from a roundel invected.

Default orientation: crosswise. No proper coloration.

No evidence has been found for this charge in period armory and it is not registrable without further documentation.

Source: West Kingdom Heraldic Templates. Artist: Vigdís Vestfirzka.



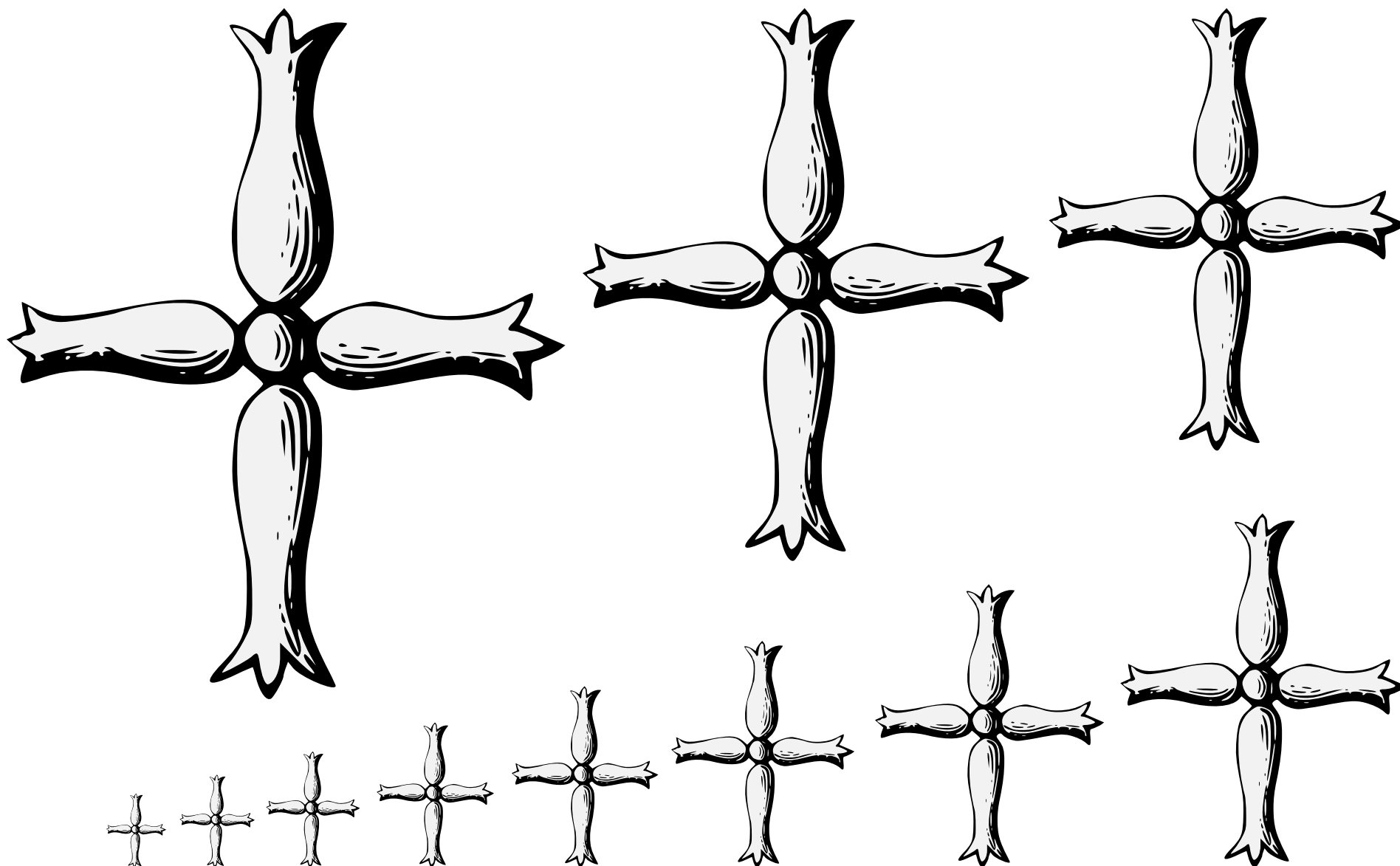
A cross with an annulet conjoined to the end of each arm.

Default orientation: crosswise. No proper coloration.

Source: West Kingdom Heraldic Templates.

Artist: Vigdís Vestfirzka.

Cross Annuletty 🦉 5.38




A cross of four stylized filbert nuts.

Default orientation: crosswise. No proper coloration.

Accepted in the society but not documented in period heraldry.

Source: A Glossary of Terms Used in Heraldry. Artist: James or Irene Parker.

Cross, Avellane (1) 5.39



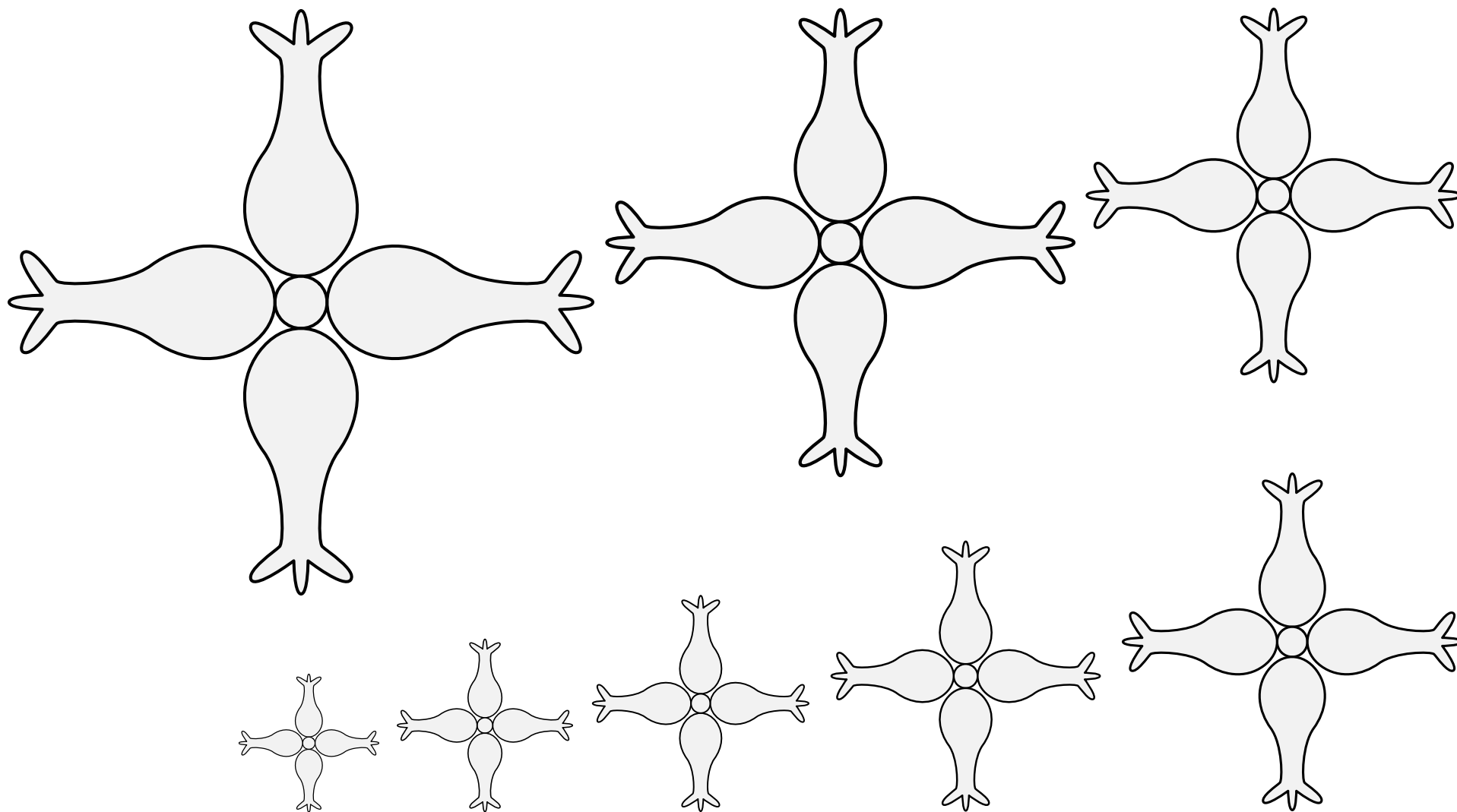
A cross of four stylized filbert nuts.

Default orientation: crosswise. No proper coloration.

Accepted in the society but not documented in period heraldry.

Source: Viking Answer Lady SVG Images For Heraldry. Artist: Gunnvôr silfrahárr.

Cross, Avellane (2) • 5.40



A cross of four stylized filbert nuts.


Default orientation: crosswise. No proper coloration.

Accepted in the society but not documented in period heraldry.

Source: West Kingdom Heraldic Templates.

Artist: Vigdís Vestfirzka.

Cross, Avellane (3) 5.41



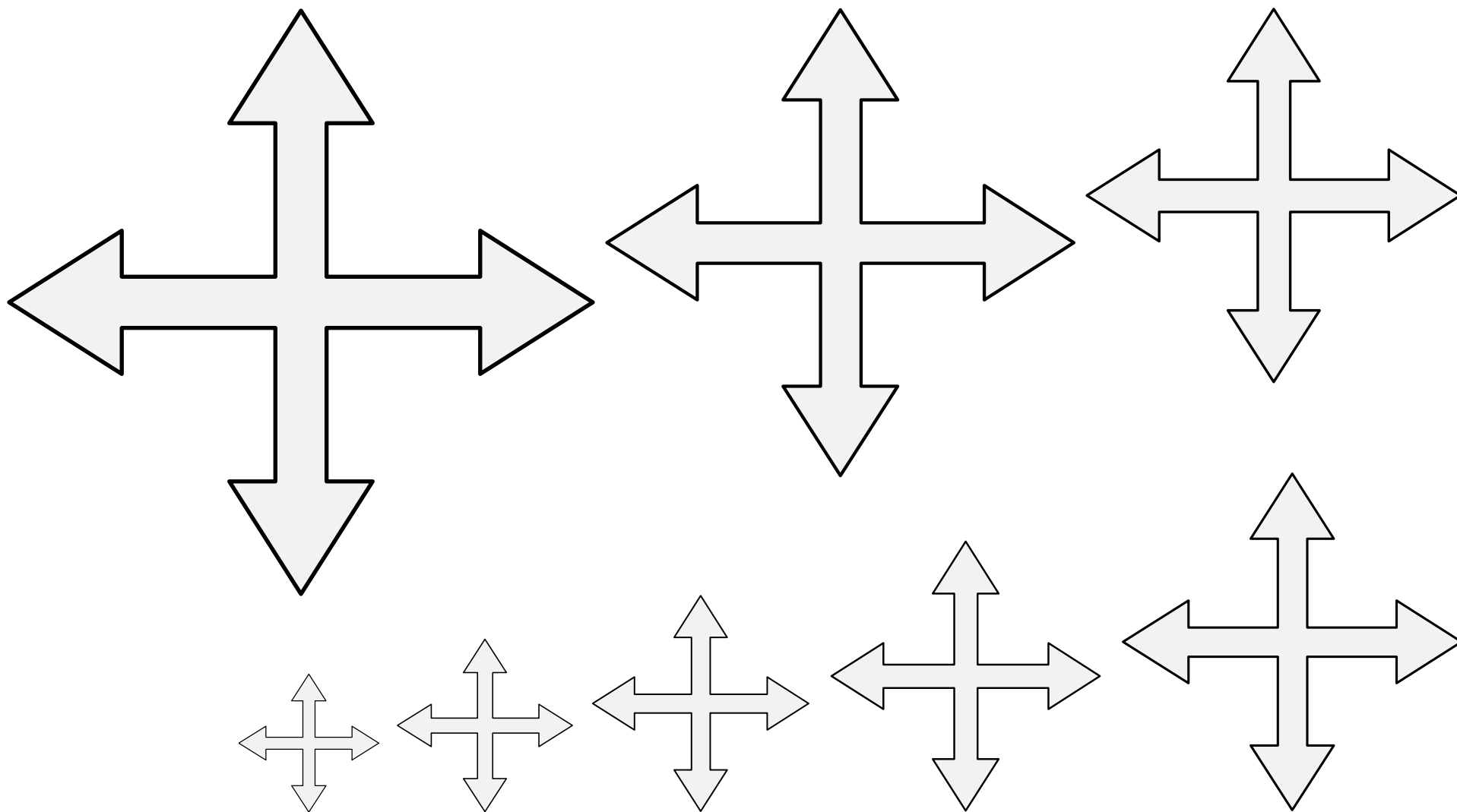
A cross formed of annulet conjoined to each other.

Default orientation: crosswise. No proper coloration.

Source: West Kingdom Heraldic Templates.

Artist: Vigdís Vestfirzka.

Cross of Annulets Braced 🦉 5.42



A cross with an arrow point at each end.


This symbol is associated with a white supremacist movement in Hungary and may be unregistrable for that reason.

No evidence has been found for this charge in period armory and it is not registrable without further documentation.

Default orientation: crosswise. No proper coloration.

Source: West Kingdom Heraldic Templates. Artist: Vigdís Vestfirzka.

Cross Barby 🦉 5.43




A cross with three knobs at each end.

Default orientation: crosswise. No proper coloration.

Source: Viking Answer Lady SVG Images For Heraldry. Artist: Gunnvôr silfrhárr.

Cross Bottony (1) • 5.44




A cross with three knobs at each end.

Default orientation: crosswise. No proper coloration.

Source: Ortenburger Wappenbuch. Artist unknown.
Adapted by Jessimond of Emerickeskepe. (Folio 221v.)

Cross Bottony (2) • 5.45




A cross with three knobs at each end.

Default orientation: crosswise. No proper coloration.

Source: Ortenburger Wappenbuch. Artist unknown.
Adapted by Jessimond of Emerickeskepe. (Folio 209r.)

Cross Bottony (3) 🦉 5.46




A cross with three knobs at each end.

Default orientation: crosswise. No proper coloration.

Source: Le Blason Des Armoiries. Artist: Jérôme de Bara. (Page 71.)

Cross Bottony (4) • 5.47




A cross with three knobs at each end.

Default orientation: crosswise. No proper coloration.

Source: Le Blason Des Armoiries. Artist: Jérôme de Bara. (Page 71.)

Cross Bottony (5) • 5.48




A cross with three knobs at each end.

Default orientation: crosswise. No proper coloration.

Source: Viking Answer Lady SVG Images For Heralds.

Artist: Gunnvôr silfrahárr.

Cross Bottony, Latin • 5.49




A cross with three knobs at each end and the lower arm replaced by a spike.

Default orientation: crosswise. No proper coloration.

Source: Funeral Arms and Commissions for Visitations.

Artist unknown. (Page 95.)

Cross Bottony Fitchy (1) • 5.50




A cross with three knobs at each end and the lower arm replaced by a spike.

Default orientation: crosswise. No proper coloration.

Source: English Arms A. Artist unknown. (Page 95.)

Cross Bottony Fitchy (2) 🦉 5.51

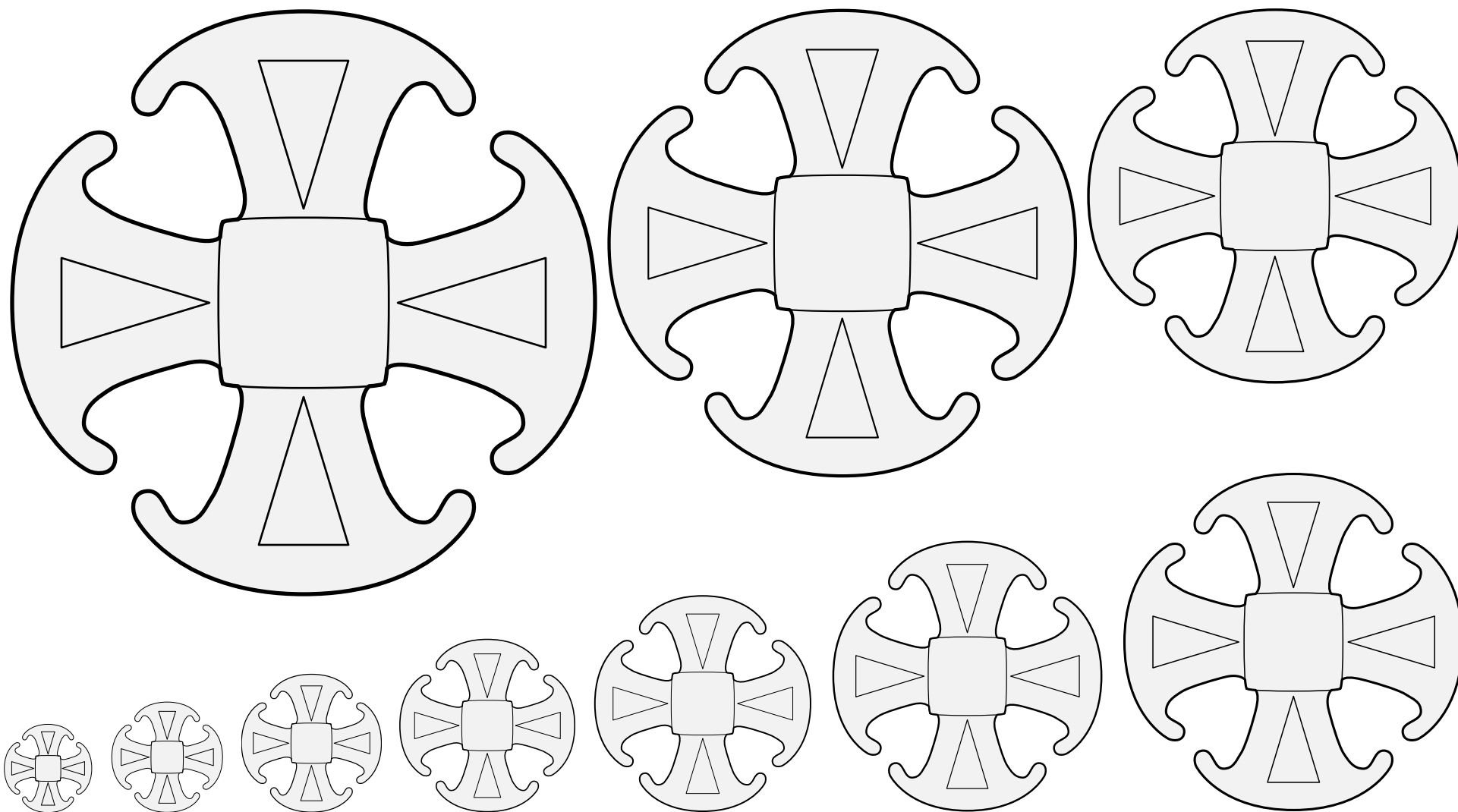


A length of cord interlaced into a stylized knot.

Default orientation: crosswise. No proper coloration.

Source: Viking Answer Lady SVG Images For Heraldry. Artist: Gunnvör silfrahárr.

Cross, Bowen 🐉 5.52




A cross based on an English brooch.

Default orientation: crosswise. No proper coloration.

Source: Adapted from a photograph of a ninth-century brooch found in Canterbury.

Cross, Canterbury ♣ 5.53




A cross with stylized fleurs de lys on the ends.

Default orientation: crosswise. No proper coloration.

Adapted from a Spanish banner of the Order of Calatrava.

Cross Of Calatrava (1) 5.54




A cross with stylized fleurs de lys on the ends.

Default orientation: crosswise. No proper coloration.

Artist: Jessimond of Emerickeskepe.

Cross Of Calatrava (2) • 5.55




A cross with stylized fleurs de lys on the ends.

Default orientation: crosswise. No proper coloration.

Artist: Jessimond of Emerickeskepe.

Cross Of Calatrava (3) • 5.56




A cross with stylized fleurs de lys on the ends.

Default orientation: crosswise. No proper coloration.

Source: WappenWiki. Artist: Joakim Spuller.

Cross Of Calatrava (4) • 5.57




A Latin cross mounted on a pedestal of three steps.

Default orientation: crosswise. No proper coloration.

Source: Viking Answer Lady SVG Images For Heraldry.
Artist: Gunnvôr silfrahárr. Adapted by Mathghamhain Ua Ruadháin.

Cross Of Calvary (1) 5.58

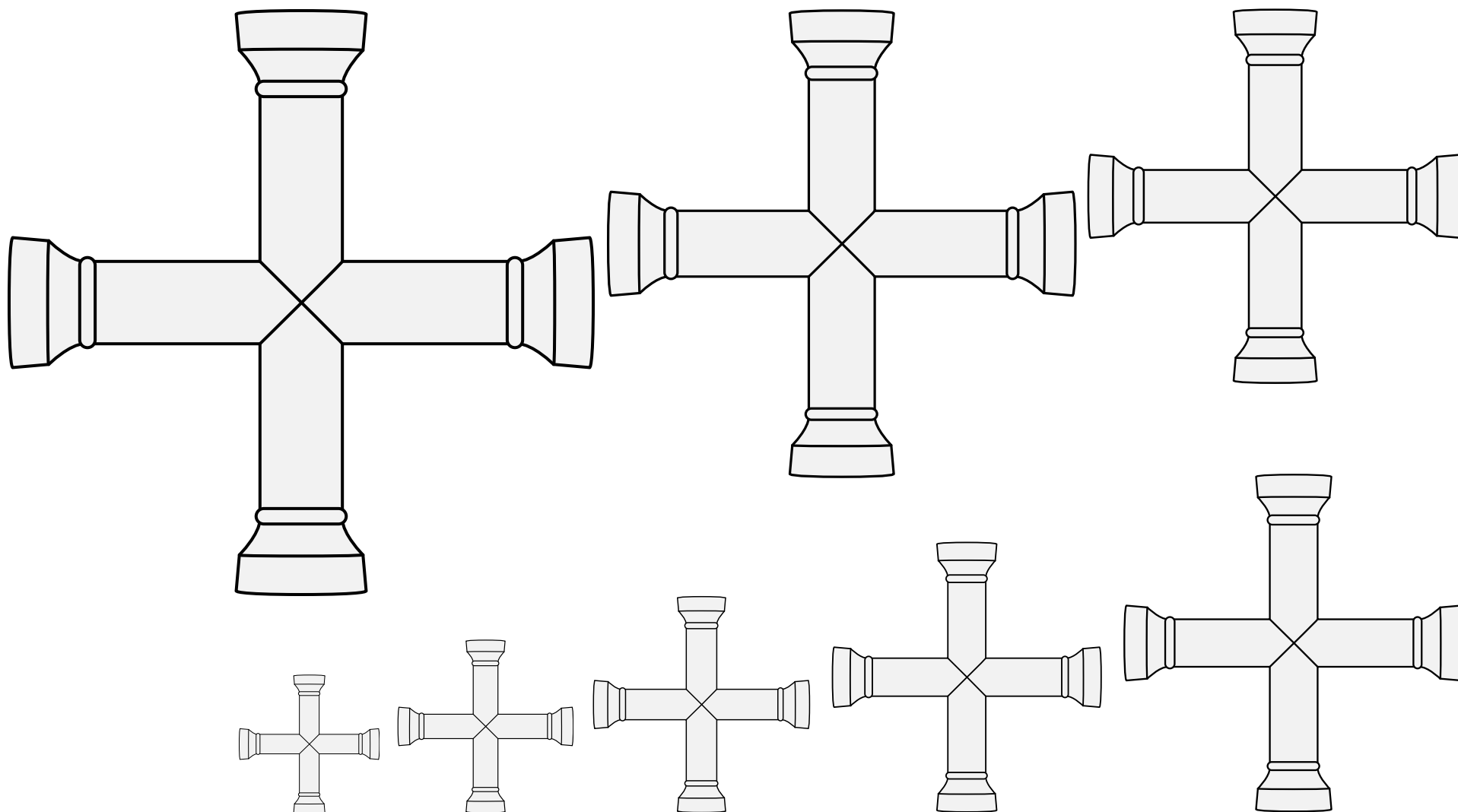


A Latin cross mounted on a pedestal of three steps.

Default orientation: crosswise. No proper coloration.

Source: A System of Heraldry. Artist unknown. (Page 113.)

Cross Of Calvary (2) 🦉 5.59




A cross formed of intersecting architectural columns.

Default orientation: crosswise. No proper coloration.

Source: Hofkleiderbuch des Herzogs Wilhelm IV und Albrecht V.

Artist unknown. (From folio 50v.)

Cross Capital • 5.60




A style of cross found in stone monuments in Ireland.

Default orientation: crosswise. No proper coloration.

Very rarely used in period heraldry.

Source: Viking Answer Lady SVG Images For Heraldry. Artist: Gunnvôr silfrahárr.




A style of cross found in stone monuments in Ireland.

Default orientation: crosswise. No proper coloration.

Very rarely used in period heraldry.

Source: Heraldic Templates. Artist: Torric inn Björn.




A style of cross found in stone monuments in Ireland.

Default orientation: crosswise. No proper coloration.


Very rarely used in period heraldry.

Source: Heraldic Templates. Artist: Torric inn Björn.



A style of cross found in stone monuments in Ireland.
Default orientation: crosswise. No proper coloration.
Very rarely used in period heraldry.

Cross, Celtic (4) 5.64




A style of cross found in stone monuments in Ireland.

Default orientation: crosswise. No proper coloration.

Very rarely used in period heraldry.


Artist: Jessimond of Emerickeskepe.

Cross, Celtic (5) 🐉 5.65



A style of cross found in stone monuments in Ireland.
Default orientation: crosswise. No proper coloration.

Cross, Equal-Armed Celtic (1) • 5.66




A style of cross found in stone monuments in Ireland.

Default orientation: crosswise. No proper coloration.

This "gunsight" form is associated with white-supremacist groups and is no longer registrable as of the July 2018 LoAR.

Cross, Equal-Armed Celtic (2) 🦉 5.67




A cross with flared and pointed ends.

Default orientation: crosswise. No proper coloration.

Source: Viking Answer Lady SVG Images For Heraldry. Artist: Gunnvör silfrhárr.

Cross Clechy (1) • 5.68




A cross with flared and pointed ends.

Default orientation: crosswise. No proper coloration.

Source: Stemmario Trivulziano. Artist: Gian Antonio da Tradate.
(Page 200, arms of da Santo Petio.)

Cross Clechy (2) • 5.69




A cross with flared and pointed ends.

Default orientation: crosswise. No proper coloration.

Source: Viking Answer Lady SVG Images For Heraldry. Artist: Gunnvôr silfráhr.

Cross Clechy, Latin • 5.70

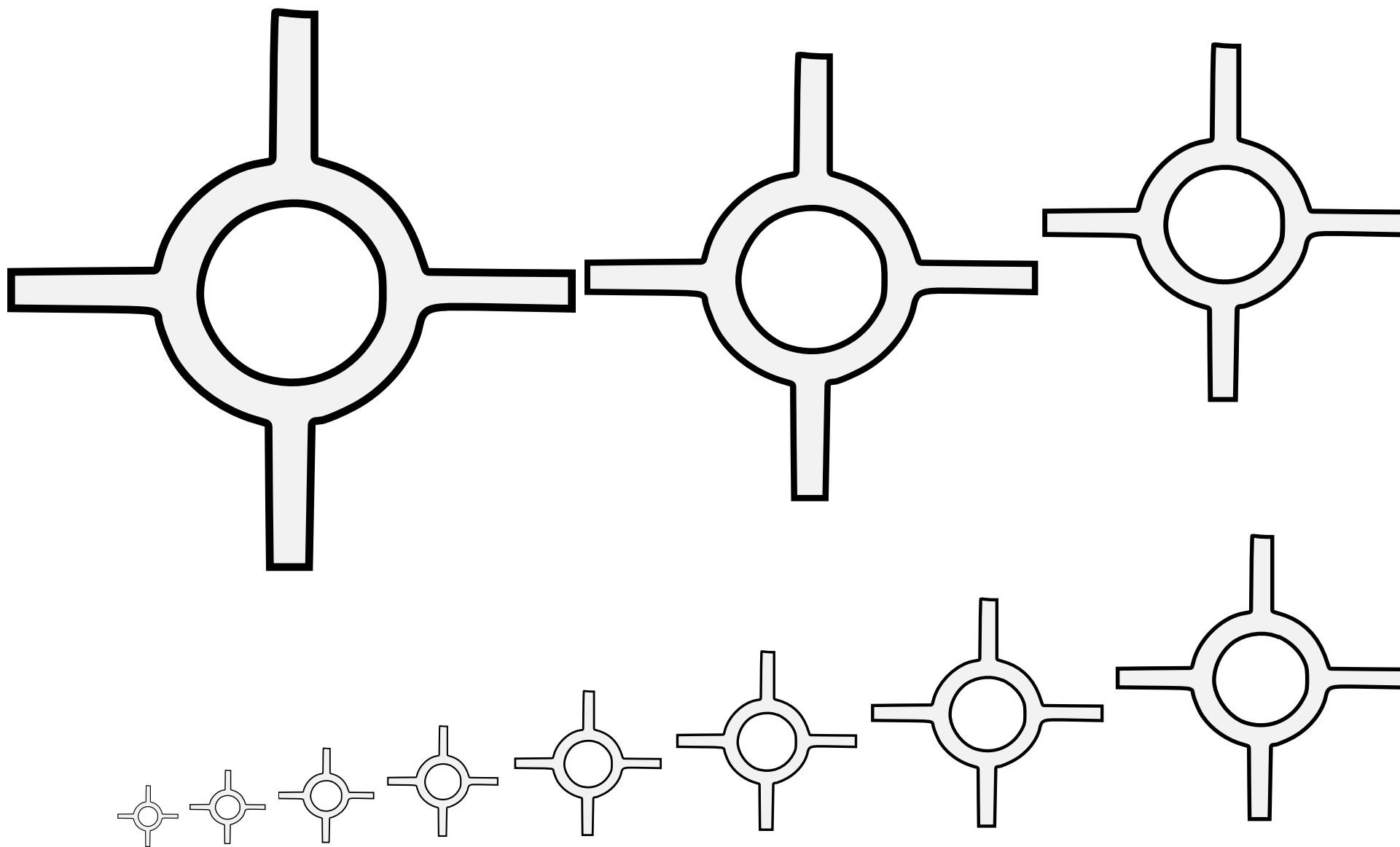


A cross with flared and pointed ends.

Default orientation: crosswise. No proper coloration.

Source: Stemmario Trivulziano. Artist: Gian Antonio da Tradate.
(Page 200, arms of da Santo Petio.)

Cross Clechy Voided • 5.71




An annulet with four arms.

Default orientation: crosswise. No proper coloration.

Source: Pennsic Traceable Art. Artist unknown.

Cross, Coptic 🦉 5.72




A cross with the lower arm extended. Symbolic of the crucifix, and may be blazoned a “Passion cross.”

Default orientation: crosswise. No proper coloration.

Source: Viking Answer Lady SVG Images For Heraldry.

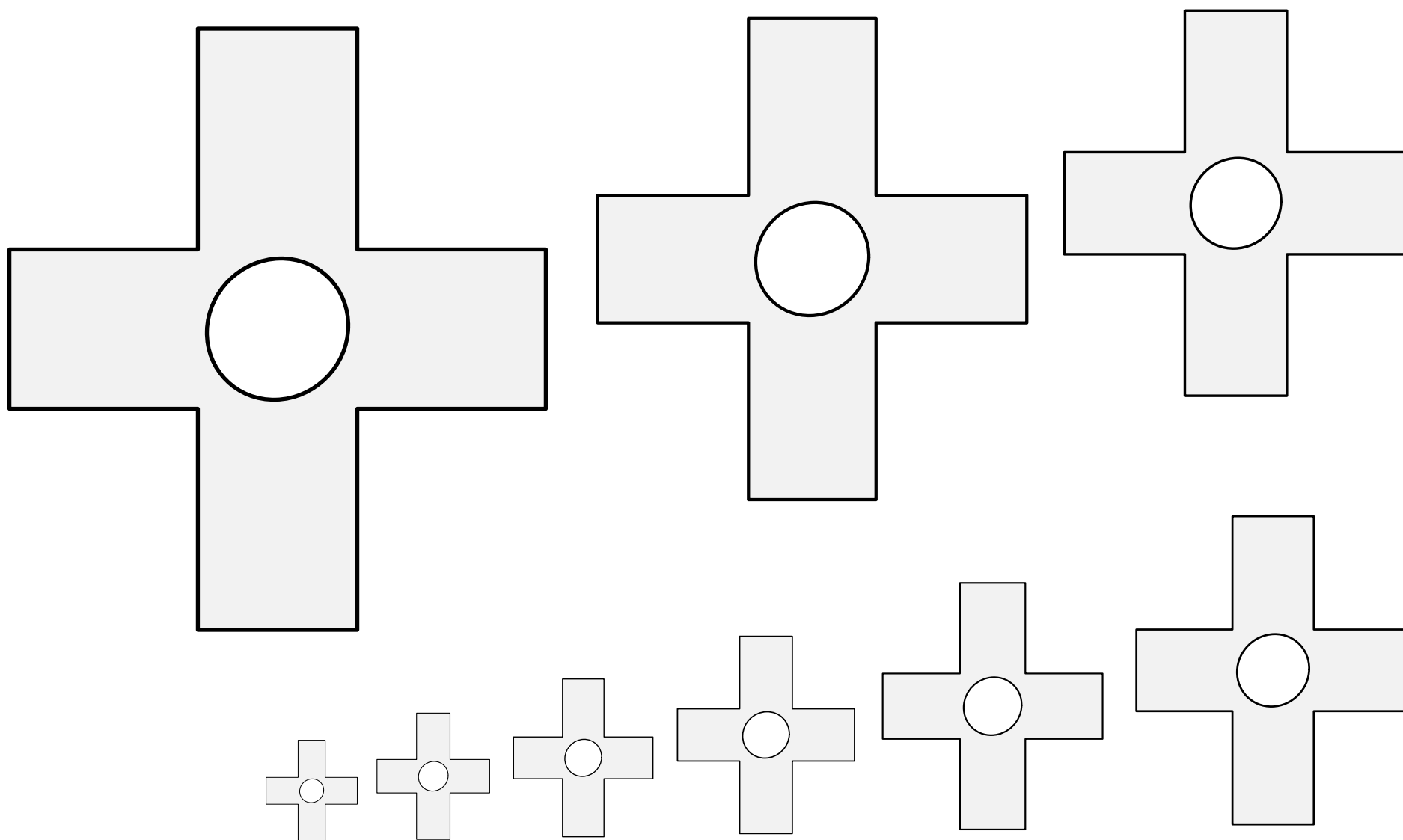
Artist: Gunnvör silfrahárr.

Cross Couped, Latin 🦁 5.73



Couped ordinary.

Cross Couped Fusilly 🍷 5.74




A cross with arms cut and a whole punched in its middle.

Default orientation: crosswise. No proper coloration.

Source: Encyclopædia Heraldica.
(Volume 3, plate XXX.) Artist unknown.

Cross Couped and Pierced 🦉 5.75




A cross with crescents on the end of each arm.

Default orientation: crosswise. No proper coloration.


Source: Viking Answer Lady SVG Images For Heraldry. Artist: Gunnvôr silfráhr.

Cross Crescenty • 5.76



A cross with an additional cross on each arm.
Default orientation: crosswise. No proper coloration.

Cross Crosslet (1) 🦉 5.77




A cross with an additional cross on each arm.

Default orientation: crosswise. No proper coloration.

Source: SVG Heraldry Components. Artist: Nicholas de Estleche.

Cross Crosslet (2) 🦉 5.78




A cross with an additional cross on each arm.

Default orientation: crosswise. No proper coloration.

Source: Viking Answer Lady SVG Images For Heraldry.

Artist: Gunnvôr silfrahárr.

Cross Crosslet (3) 🐉 5.79




A cross with an additional cross on each arm.

Default orientation: crosswise. No proper coloration.

Source: Queens College MS 72. Artist unknown. (Folio 87r.)

Cross Crosslet (4) 5.80




A cross with an additional cross on each arm.

Default orientation: crosswise. No proper coloration.

Source: Queens College MS 72. Artist unknown. (Folio 87r.)

Cross Crosslet (5) 5.81




A cross crosslet with the lower arm replaced by a pointed spike.

Default orientation: crosswise. No proper coloration.

Source: Viking Answer Lady SVG Images For Heraldry.

Artist: Gunnvôr silfrahárr.

Cross Crosslet Fitchy (1) 🐉 5.82




A cross crosslet with the lower arm replaced by a pointed spike.

Default orientation: crosswise. No proper coloration.

Source: Pennsic Traceable Art. Artist: Roana d'Evreux.

Cross Crosslet Fitchy (2) 🐉 5.83




A cross crosslet with the lower arm replaced by a pointed spike.

Default orientation: crosswise. No proper coloration.

Source: Wappenbuch Conrads von Grünenberg.
Artist unknown. (Arms of King Arthur, page 2.)

Cross Crosslet Fitchy (3) 🦉 5.84




A cross crosslet with the lower arm replaced by a pointed spike.

Default orientation: crosswise. No proper coloration.

Source: SVG Heraldry Components. Artist: Nicholas de Estleche.

Cross Crosslet Fitchy (4) 🐉 5.85




A cross crosslet with the lower arm replaced by a pointed spike.

Default orientation: crosswise. No proper coloration.

Source: Viking Answer Lady SVG Images For Heraldry.

Artist: Gunnvôr silfrhárr.

Cross Crosslet Fitchy (5) 🦁 5.86




A cross crosslet with the lower arm replaced by a pointed spike.

Default orientation: crosswise. No proper coloration.

Source: Gorrevod Armorial. Artist unknown.
(KBR, ms. II. 6563, folio 20.)

Cross Crosslet Fitchy (6) 🦁 5.87




A cross with an additional cross on each arm.

Default orientation: crosswise. No proper coloration.

Source: Armorial Catalan. Artist unknown.
(Folio 21r, arms of Vilanova.)


Cross Crosslet Voided 🦉 5.88



A cross with a two crosspieces.

Default orientation: crosswise. No proper coloration.

Cross, Doubled 🐉 5.89




A cross with two knobs on each arm.

Default orientation: crosswise. No proper coloration.

Source: Viking Answer Lady SVG Images For Heraldry.

Artist: Gunnvör silfrhárr.

Cross Doubly Pommeled (1) 🐉 5.90



A cross with two knobs on each arm.


Default orientation: crosswise. No proper coloration.

Source: *Insignia Urbium Italiae Septentrionalis*. Artist: Unknown.

(From the arms of de Cruce, folio 165.)

Adapted by Mathghamhain Ua Ruadháin.

Cross Doubly Pommeled (2) 5.91



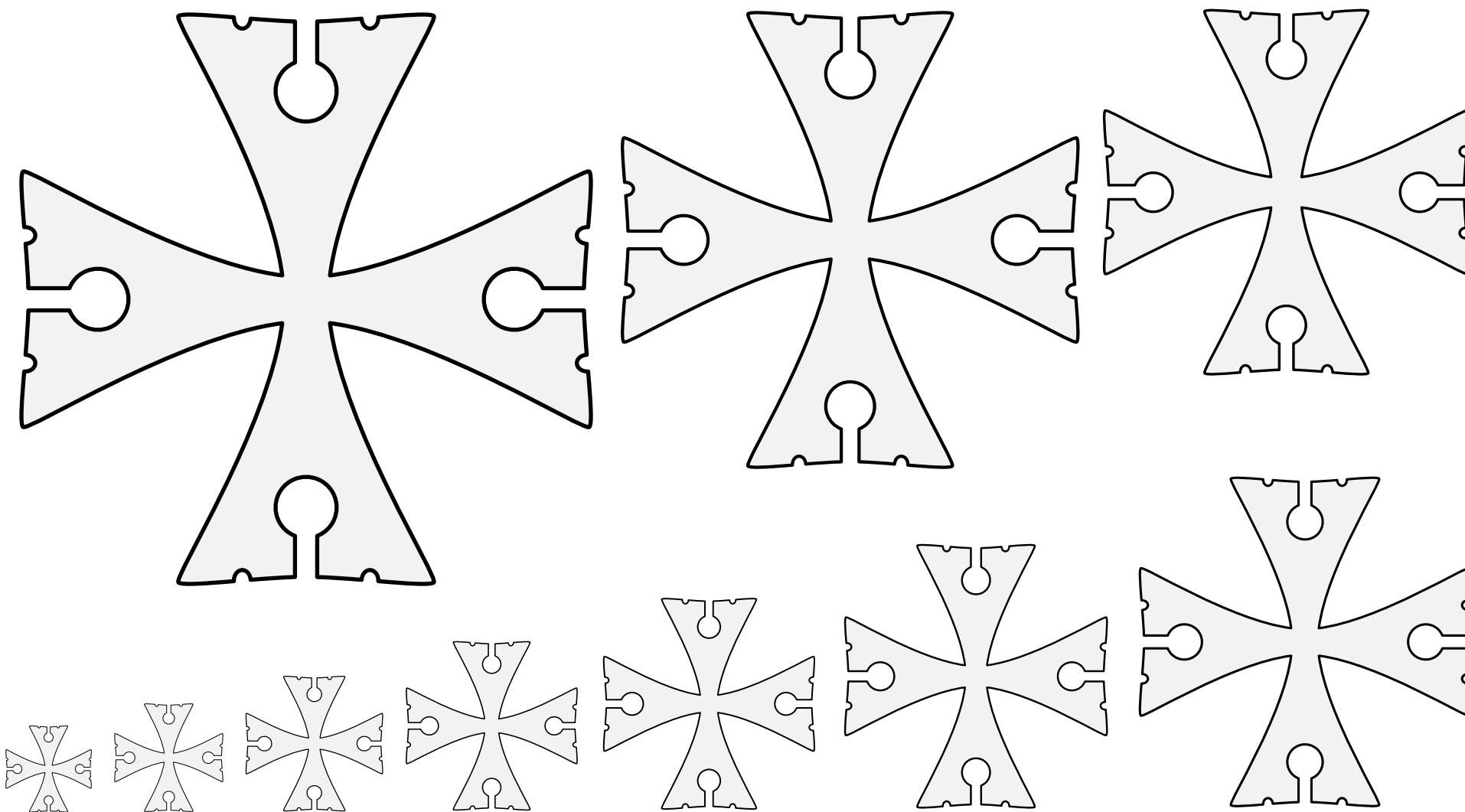
A cross with round bites cut out of its ends.

Default orientation: crosswise. No proper coloration.

This charge has not yet been registered and its final blazon will be determined by Wreath.

Adapted from images of the reverse side of a Fench Ecu coin minted in Troyes in 1574 during the reign of Charles IX.

Cross Échancré (1) 5.92



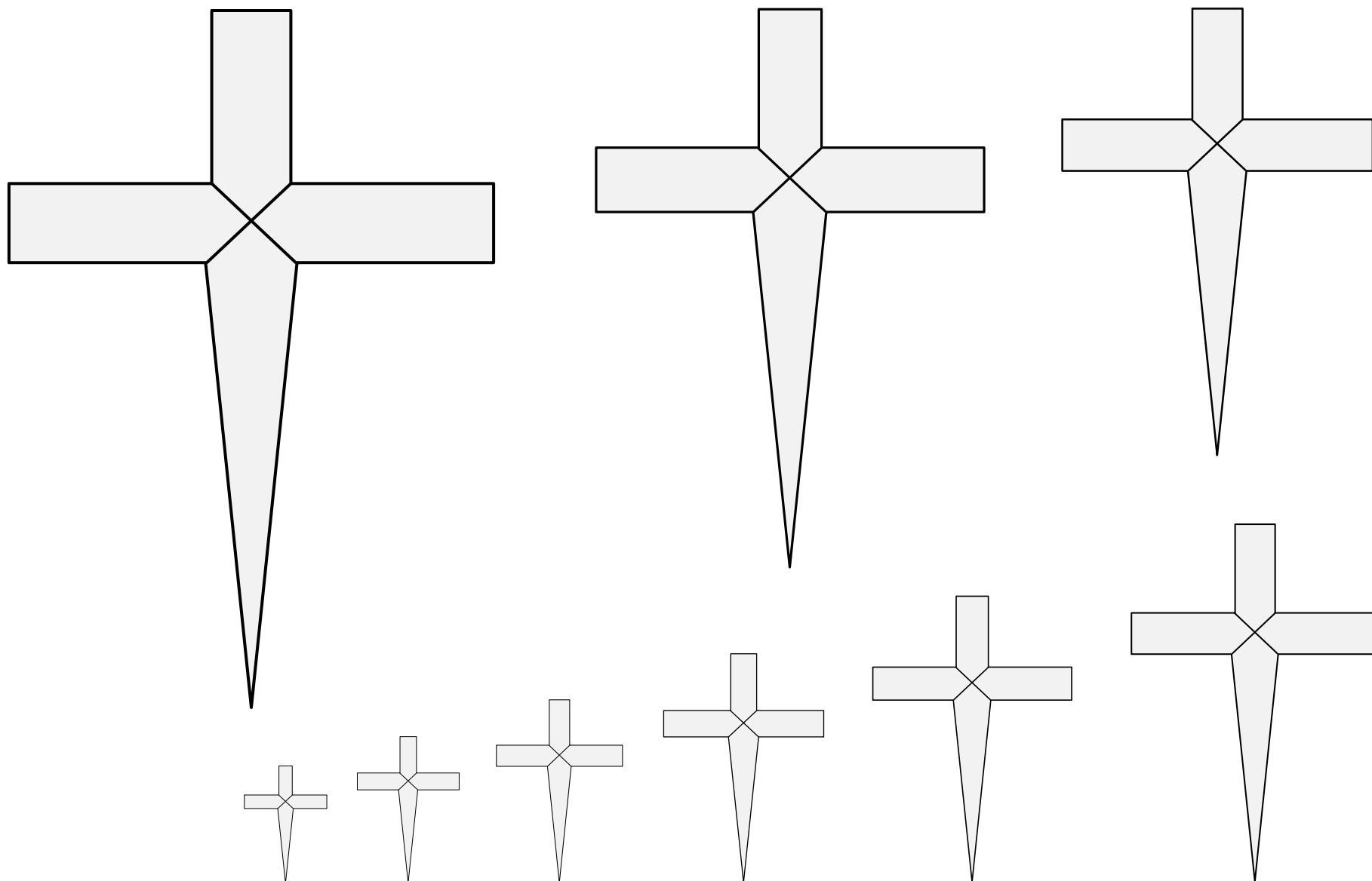
A cross with round bites cut out of its ends.

Default orientation: crosswise. No proper coloration.

This charge has not yet been registered and its final blazon will be determined by Wreath.

Adapted from images of the reverse side of a Fench Liard coin minted in Chambéry in 1601 during the reign of Henry IV.

Cross Échancré (2) 🦉 5.93




A cross with the lower arm replaced by a pointed spike.

Default orientation: crosswise. No proper coloration.

Source: Nobiliario de Armas de Valencia, Aragón y Cataluña.

Artist unknown. (Folio 2r.)

Cross Fitchy 🦉 5.94




A cross with engrailed ends.

This charge has not been registered and would likely require documentation.

Source: Viking Answer Lady SVG Images For Heraldry. Artist: Gunnvôr silfrhárr.

Cross Flanchy 5.95




A cross with fleurs de lys emerging from the ends.

Default orientation: crosswise. No proper coloration.

Source: Viking Answer Lady SVG Images For Heralds.

Artist: Gunnvôr silfrahárr.

Cross Floretty (1) 5.96




A cross with fleurs de lys emerging from the ends.

Default orientation: crosswise. No proper coloration.

Source: Vocabulaire-Atlas Héraldique. Artist unknown. (Illustration 213.)

Cross Floretty (2) • 5.97




A cross with flared ends resembling fleurs de lys.

Default orientation: crosswise. No proper coloration.

Source: Viking Answer Lady SVG Images For Heraldry.

Artist: Gunnvôr silfrahárr.

Cross Flory (1) • 5.98

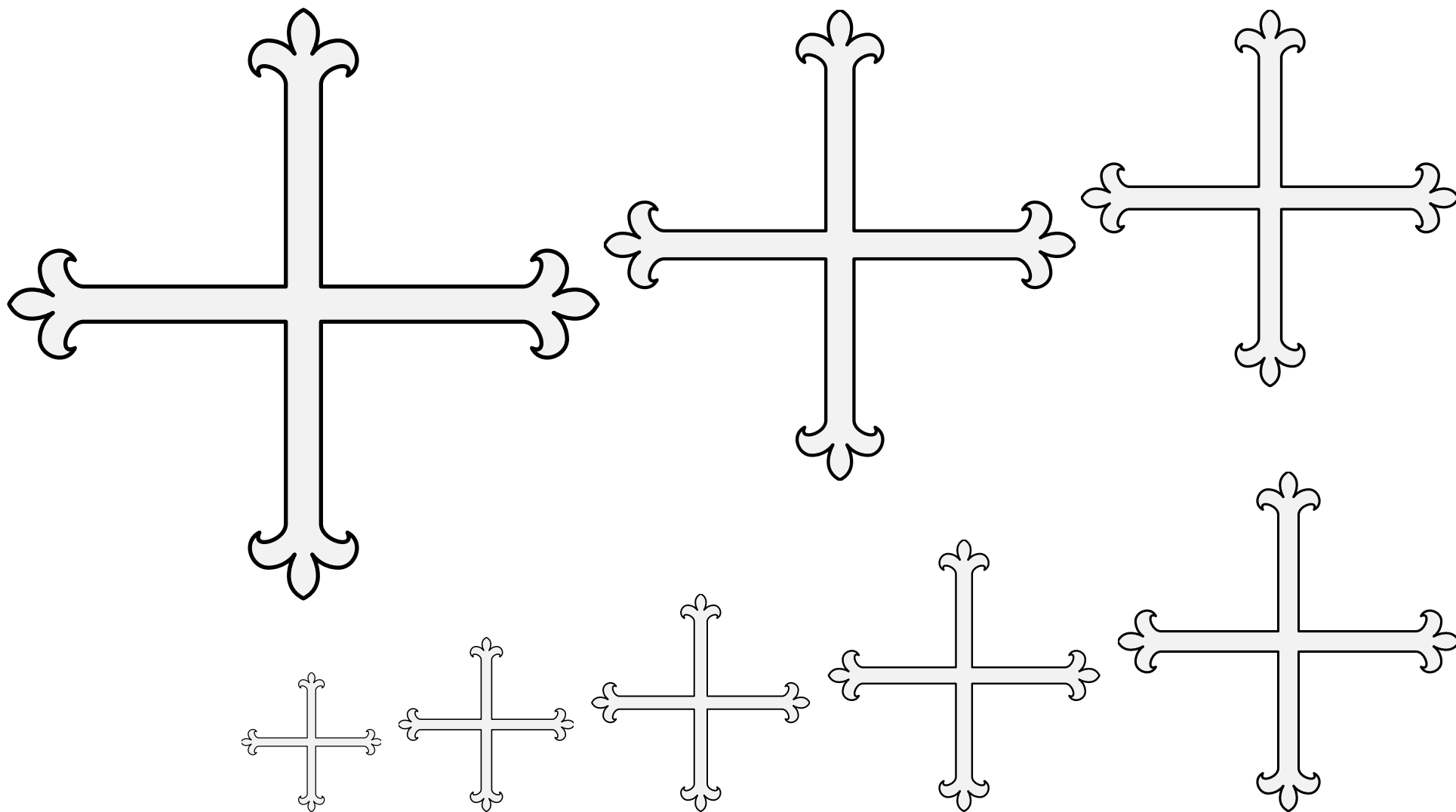


A cross with flared ends resembling fleurs de lys.

Default orientation: crosswise. No proper coloration.

Source: Pennsic Traceable Art. Artist: Roana d'Evreux.

Cross Flory (2) • 5.99



A cross with flared ends resembling fleurs de lys.


Default orientation: crosswise. No proper coloration.

Source: Scottish Nobility E2. Artist unknown.

(Folio iir, arms of Margaret of Wessex.)

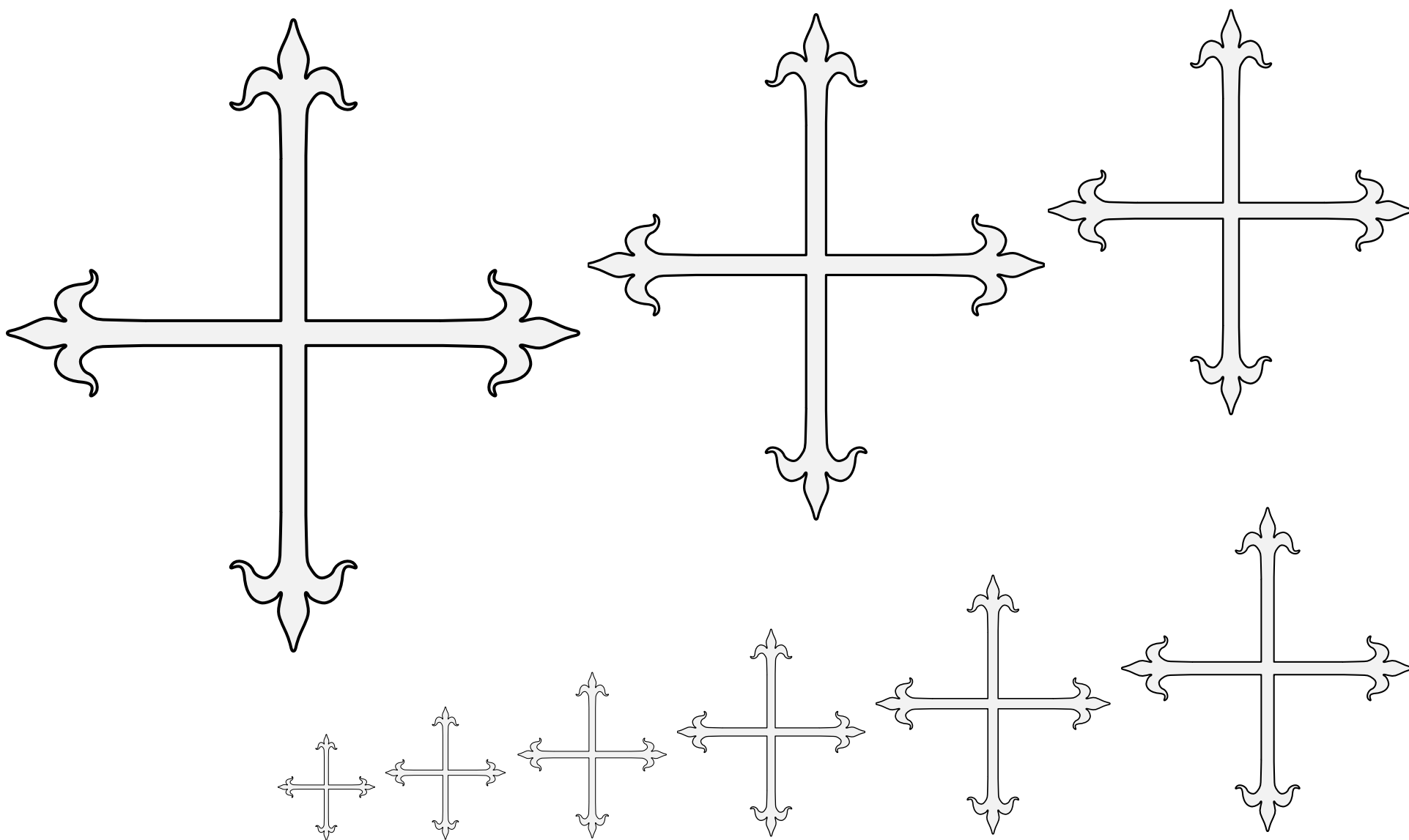
Adapted by Mathghamhain Ua Ruadháin.

Cross Flory (3) • 5.100



A cross with flared ends resembling fleurs de lys.
Default orientation: crosswise. No proper coloration.
Artist: Jessimond of Emerickeskepe.

Cross Flory (4) • 5.101




A cross with flared ends resembling fleurs de lys.

Default orientation: crosswise. No proper coloration.

Source: Armas o Blasones de Familias Diferentes.

Artist: Jerónimo de Bolea. (Page 185.)

Cross Flory (5) • 5.102




A cross with flared ends resembling fleurs de lys.

Default orientation: crosswise. No proper coloration.

Source: Vocabulaire-Atlas Héraldique. Artist unknown. (Illustration 212.)

Cross Flory (6) • 5.103




A cross with flared ends resembling fleurs de lys.

Default orientation: crosswise. No proper coloration.

Source: Wappen besonders von deutschen Geschlechtern.


Artist unknown. (Folio 41r.)

Cross Flory (7) • 5.104



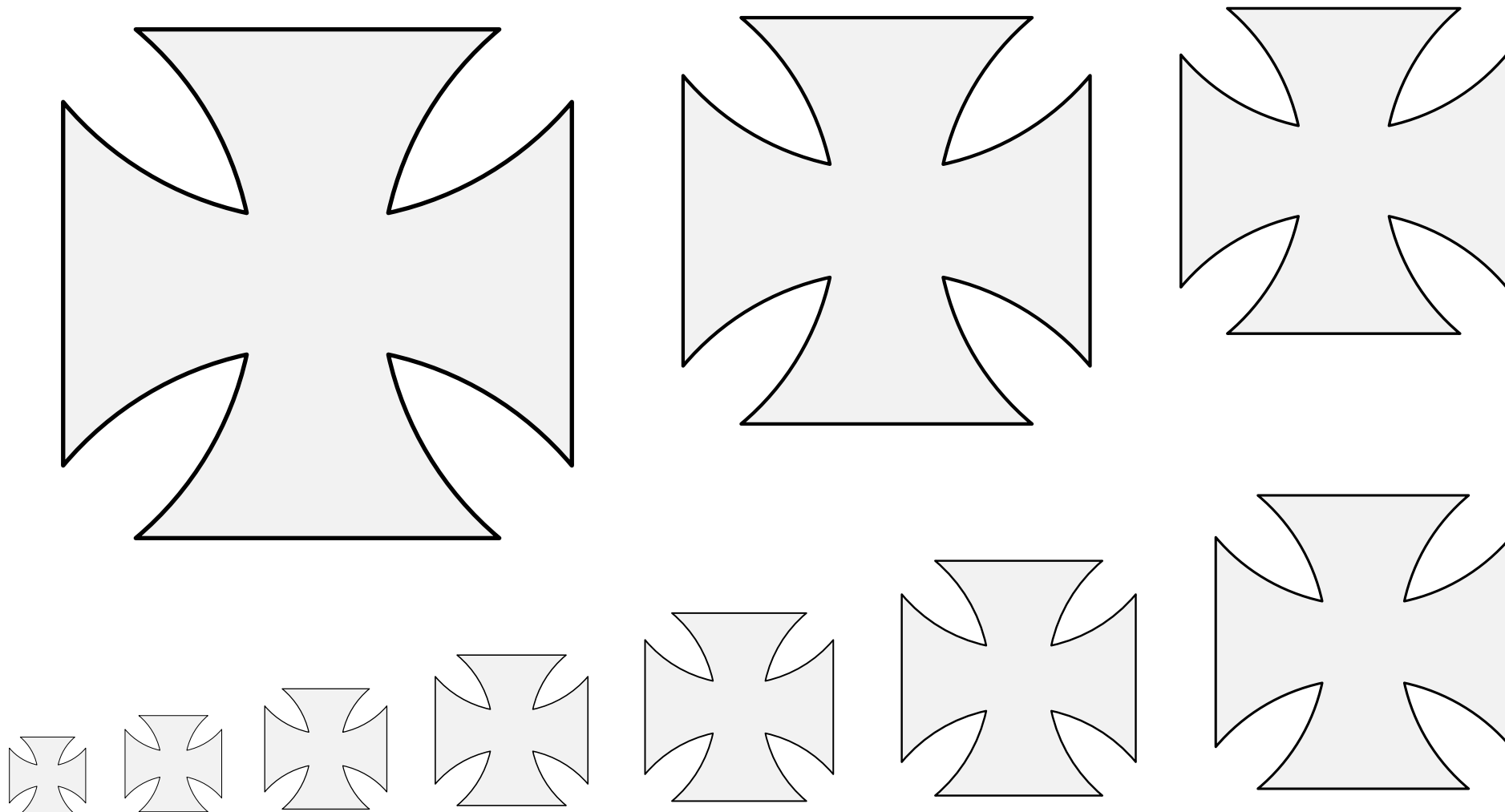
A cross with flared ends resembling fleurs de lys.
Default orientation: crosswise. No proper coloration.
Source: Pennsic Traceable Art. Artist unknown.

Cross Flory, Latin • 5.105



A cross with flared arms.


Cross Formy (1) • 5.106



A cross with flared arms.

Source: SVG Heraldry Components. Artist: Nicholas de Estleche.

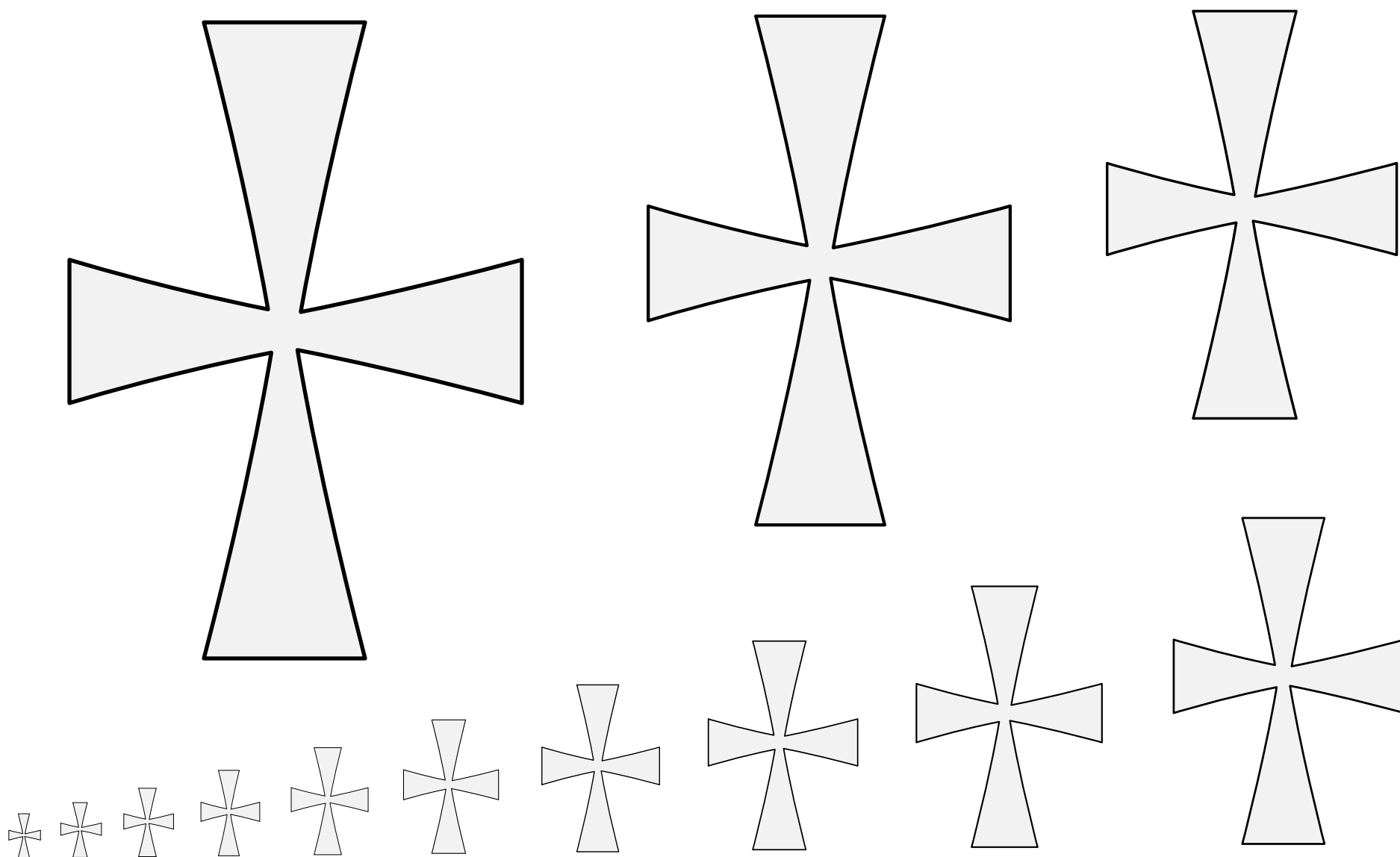
Cross Formy (2) • 5.107



A cross with flared arms.

Source: SVG Heraldry Components. Artist: Nicholas de Estleche.


Cross Formy (3) • 5.108



A cross with flared arms.


Source: English Arms A. Artist unknown. (Page 51.)

Cross Formy (4) • 5.109



A cross with flared arms.

Cross Formy (5) • 5.110




A cross with curving arms and flared ends and the lower arm replaced by a pointed spike.

Default orientation: crosswise. No proper coloration.

Source: Viking Answer Lady SVG Images For Heralds.

Artist: Gunnvôr silfrahárr.

Cross Formy Fitchy (1) 🦁 5.111




A cross with curving arms and flared ends and the lower arm replaced by a pointed spike.

Default orientation: crosswise. No proper coloration.

Source: Le Blason Des Armoiries. Artist: Jérôme de Bara. (Page 71.)

Cross Formy Fitchy (2) • 5.112




A cross with curving arms and flared ends and the lower arm replaced by a pointed spike.

Default orientation: crosswise. No proper coloration.

Source: University of Victoria Ms. Brown.Eng.2. Artist unknown.

Cross Formy Fitchy (3) 🦉 5.113




A cross with curving arms and flared ends and the lower arm supplemented by a pointed spike.

Default orientation: crosswise. No proper coloration.

Source: Nobleza del Andaluzia. Artist unknown.
(Arms of Aragon, folio 34v.)

Cross Formy Fitchy At The Foot • 5.114




A cross with curving arms and flared ends and all arms supplemented by a pointed spike.

Default orientation: crosswise. No proper coloration.

Source: Encyclopædia Heraldica.
(Volume 3, plate XXXIV.) Artist unknown.

Cross Formy Fitchy at All Ends 🦁 5.115




A cross with flared ends mounted on a pedestal of three steps.

Default orientation: crosswise. No proper coloration.

Source: Viking Answer Lady SVG Images For Heraldry.

Artist: Gunnvôr silfrhárr.

Cross Formy Calvary • 5.116

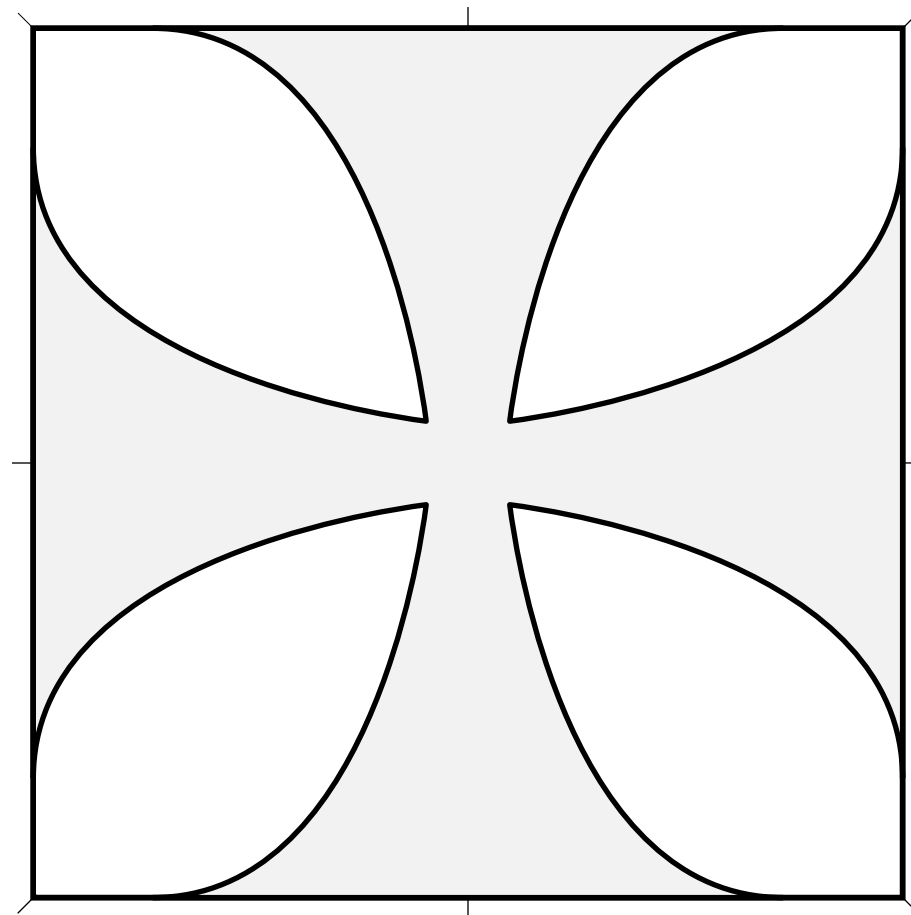
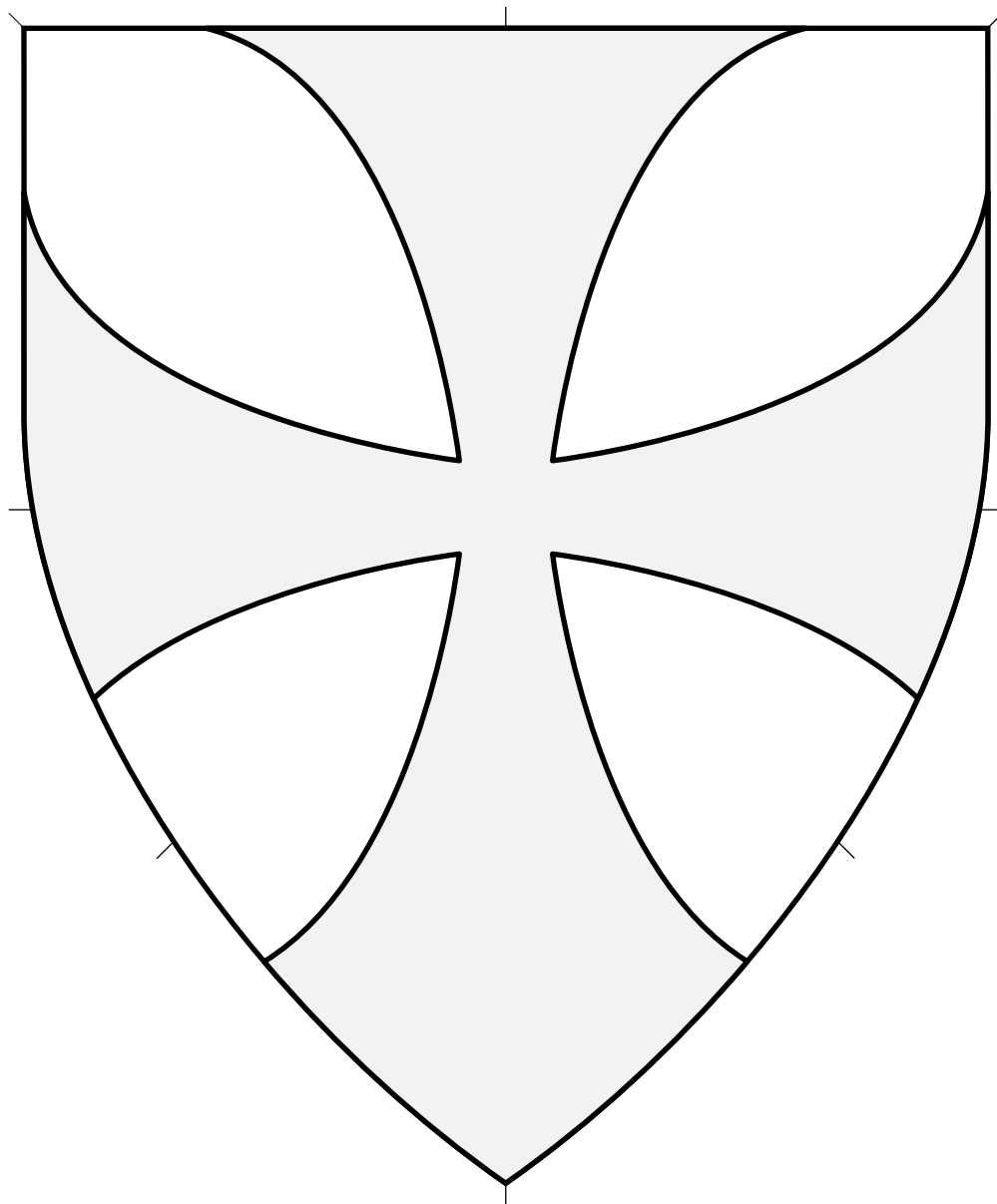


A cross with curving arms and flared ends, having two knobs hanging from its lower end.

Default orientation: crosswise. No proper coloration.

Source: Wappenbuch der Arlberg-Bruderschaft. Artist: Vigil Raber.


Cross Formy Double-Pommeled at the Foot • 5.117



A cross with flared arms.

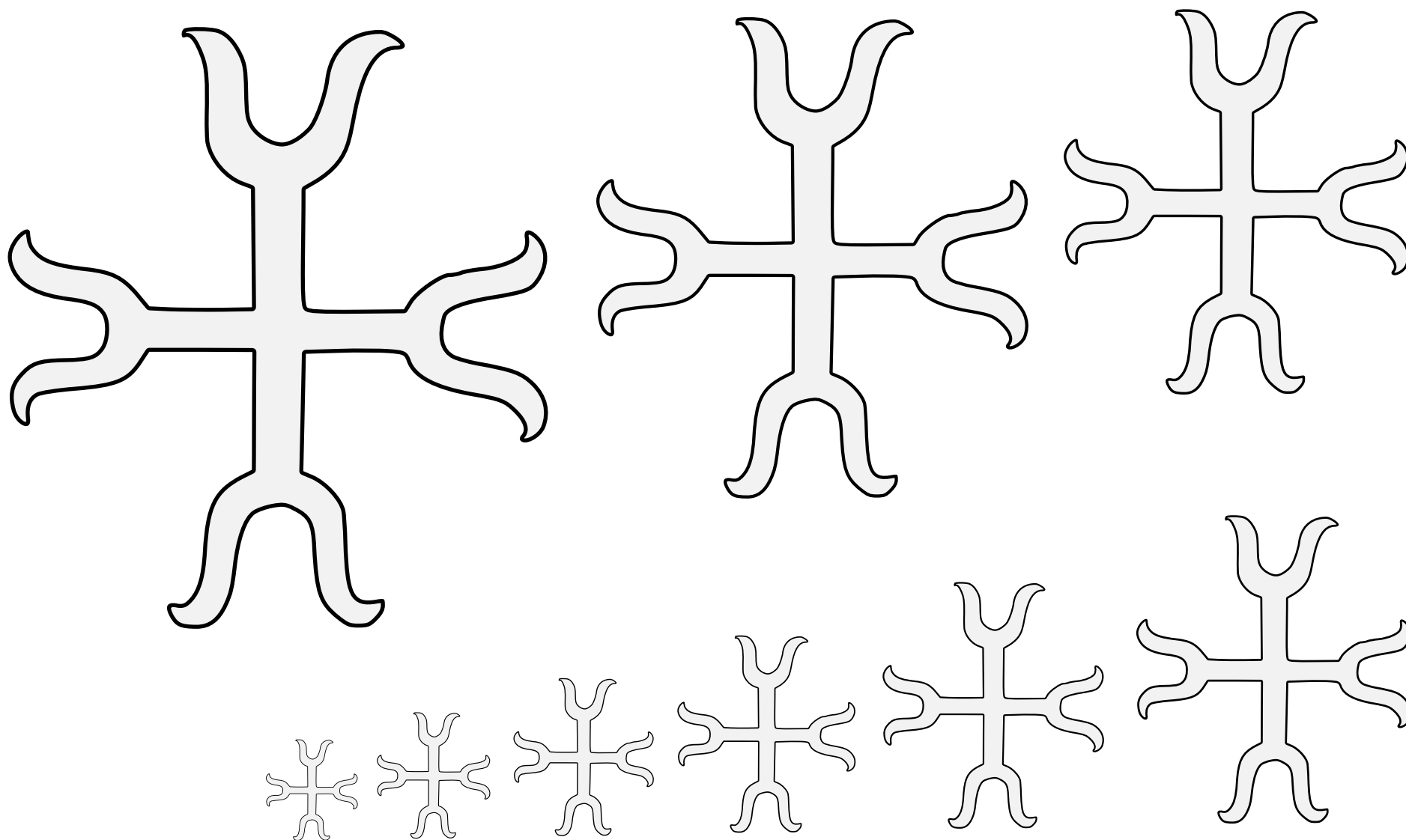
Source: Beyeren Armorial. (Folio 32r.)

Cross Formy Throughout 5.118



A cross with flared arms.

Cross Formy Voided • 5.119




A cross with forked and curved ends.

Default orientation: crosswise. No proper coloration.

Source: Vocabulaire-Atlas Héraldique. Artist unknown. (Illustration 210.)

Cross Fourchetty 🦉 5.120




A cross with forked ends.

Default orientation: crosswise. No proper coloration.

Source: Viking Answer Lady SVG Images For Heraldry.

Artist: Gunnvör silfrahárr.


Cross Fourchy (1) 🐉 5.121



A cross with forked ends.

Default orientation: crosswise. No proper coloration.

Cross Fourchy (2) • 5.122




A cross with forked ends.

Default orientation: crosswise. No proper coloration.

Source: Orbis Polonus. Artist unknown.


Cross Fourchy (3) • 5.123



A cross with forked ends.

Default orientation: crosswise. No proper coloration.


Cross Fourchy (4)  **5.124**



A cross with forked ends.

Default orientation: crosswise. No proper coloration.

Cross Fourchy, Latin • 5.125




A cross with acorns growing from each end.

Default orientation: crosswise. No proper coloration. No proper coloration.

Source: Livro de Nobreza. Artist: António Godinho.
(Arms of Bulhao, folio 37r.)

Cross Glandular • 5.126




A cross with snakes issuant from each arm.

Default orientation: crosswise. No proper coloration.

Source: A System of Heraldry. Artist unknown. (Page 113.)

Cross Gringoly 🐍 5.127




A cross with a curving tail added to each arm.

This charge is not registrable due to its association with the swastika emblem of the Nazi party and related white-supremacist movements.

Default orientation: crosswise. No proper coloration.

Cross Gurgity • 5.128

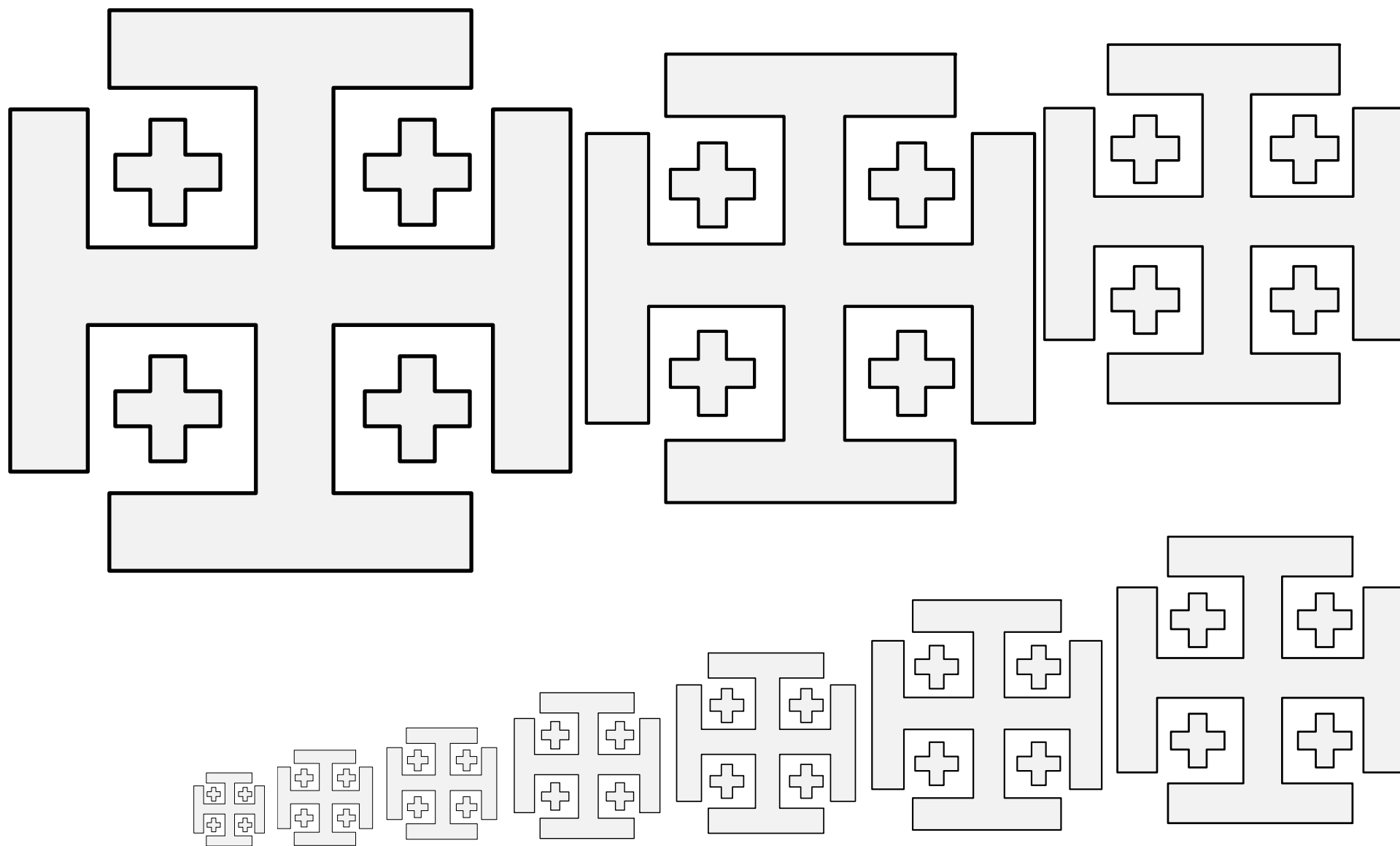


A Greek Cross has arms that are the same length and width.

Use of a cross gules on an argent field is restricted for conflict with the Red Cross.


Default orientation: crosswise. No proper coloration.

Greek Cross 🦉 5.129



A cross potent with crosses crosslet tucked within its arms.
Default orientation: crosswise. No proper coloration.

Cross Of Jerusalem • 5.130




A cross clechy and pometty.

Default orientation: crosswise. No proper coloration.

Source: Pennsic Traceable Art. Artist: Roana d'Evreux.

Cross, Key (1) • 5.131




A cross clechy and pometty.

Default orientation: crosswise. No proper coloration.

Source: Viking Answer Lady SVG Images For Heraldry.

Artist: Gunnvôr silfrahárr. Adapted by Mathghamhain Ua Ruadháin.


Cross, Key (2) 🐉 5.132



A cross with a longer arm on the bottom.

Default orientation: crosswise. No proper coloration.

Cross, Latin, or Passion Cross 5.133



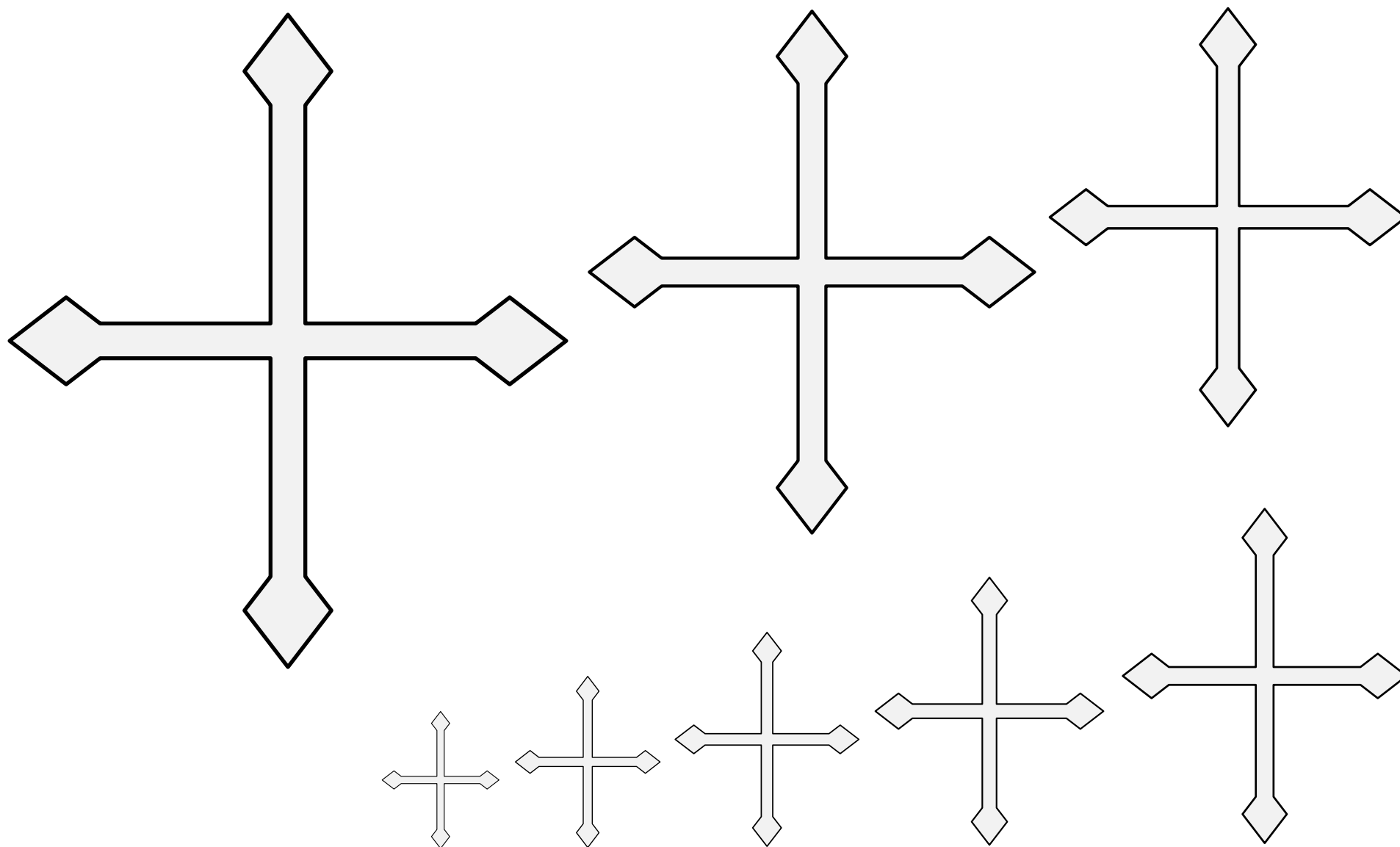
A cross with a second shorter crosspiece above the first.

Default orientation: crosswise. No proper coloration.

Source: Viking Answer Lady SVG Images For Heraldry.

Artist: Gunnvör silfrahárr.

Cross Of Lorraine • 5.134




A cross with lozenges on the end of each arm.

Default orientation: crosswise. No proper coloration.

Source: Insignia Equitum Gallici Ordinis Sancti Michaelis.

Artist unknown. (Folio 137r.)

Cross Lozenged 🦁 5.135




A cross formed of four equal-sized wedges meeting in the center

Default orientation: crosswise. No proper coloration.


Source: Viking Answer Lady SVG Images For Heraldry. Artist: Gunnvör silfrhárr.

Cross, Maltese (1) • 5.136



A cross formed of four equal-sized wedges meeting in the center
Default orientation: crosswise. No proper coloration.
Source: SVG Heraldry Components. Artist: Nicholas de Estleche.

Cross, Maltese (2) 🦁 5.137




A cross formed of four equal-sized wedges meeting in the center.

Default orientation: crosswise. No proper coloration.

Source: Pennsic Traceable Art. Artist unknown.

Cross, Maltese (3) 🦁 5.138




A cross with forked arms.

Default orientation: crosswise. No proper coloration.

Source: Viking Answer Lady SVG Images For Heraldry.

Artist: Gunnvör silfrahárr.

Cross Miller 🐉 5.139




A cross with flared ends.

Default orientation: crosswise. No proper coloration.

Source: Pennsic Bored-Artist Collection. Artist: Unknown.



Cross Moline (1) • 5.140




A cross with flared ends.

Default orientation: crosswise. No proper coloration.

Source: Viking Answer Lady SVG Images For Heraldry.

Artist: Gunnvör silfrhárr.

Cross Moline (2) • 5.141




A cross with flared ends.

Default orientation: crosswise. No proper coloration.

Source: Pennsic Traceable Art. Artist: Roana d'Evreux.


Cross Moline (3) • 5.142



A cross with flared ends.

Default orientation: crosswise. No proper coloration.

Cross Moline (4) • 5.143




A cross with flared ends.

Default orientation: crosswise. No proper coloration.

Source: Beyeren Armorial. Artist: Claes Heinenzoon.
Adapted by Mathghamhain Ua Ruadháin.

Cross Moline (5) • 5.144




A cross with flared ends.

Default orientation: crosswise. No proper coloration.

Source: Two Tudor Books of Arms.

Artist: Robert Cooke. (From page 30.)

Cross Moline (6) • 5.145




A cross with flared ends.

Default orientation: crosswise. No proper coloration.

Source: WappenWiki. Artist: Joakim Spuller.

Cross Moline (7) • 5.146




A cross with flared ends.

Default orientation: crosswise. No proper coloration.

Source: Fenwick Roll. Artist unknown. Adapted by Mathghamhain Ua Ruadháin.

Cross Moline (8) • 5.147




A cross with flared ends.

The term “disjointed” indicates that the cross has been separated down the middle into separate pieces.

Default orientation: crosswise. No proper coloration.

Cross Moline Disjointed • 5.148




A cross within and conjoined to an annulet.

Default orientation: crosswise. No proper coloration.

Source: Viking Answer Lady SVG Images For Heraldry.


Artist: Gunnvôr silfrhárr.

Cross, Norse Sun- (1) 🐉 5.149



A cross within and conjoined to an annulet.
Default orientation: crosswise. No proper coloration.

Cross, Norse Sun- (2) • 5.150




A cross with tripartite flares the ends, sometimes described as “wolf-clawed.”

Default orientation: crosswise. No proper coloration.

Source: Viking Answer Lady SVG Images For Heraldry. Artist: Gunnvôr silfrhárr.

Cross Patonce (1) • 5.151




A cross with tripartite flares at the ends, sometimes described as “wolf-clawed.”

Default orientation: crosswise. No proper coloration.

Source: Pennsic Traceable Art. Artist unknown.

Cross Patonce (2) • 5.152




A cross with tripartite flares at the ends, sometimes described as “wolf-clawed.”

Default orientation: crosswise. No proper coloration.

Source: Vocabulaire-Atlas Héraldique. Artist unknown. (Illustration 228.)

Cross Patonce (3) 🦁 5.153




A cross with tripartite flares the ends, sometimes described as “wolf-clawed.”

This is the “latin” version; shorten the lower arm for the default equal-armed cross patonce.

Default orientation: crosswise. No proper coloration.

Source: Heraldic Templates. Artist: Torric inn Björn.

Cross Patonce, Latin • 5.154




A cross with a second shorter crosspiece above the first.

Default orientation: crosswise. No proper coloration.

Source: Viking Answer Lady SVG Images For Heraldry.

Artist: Gunnvôr silfrhárr.

Cross, Patriarchal (1) 🐉 5.155



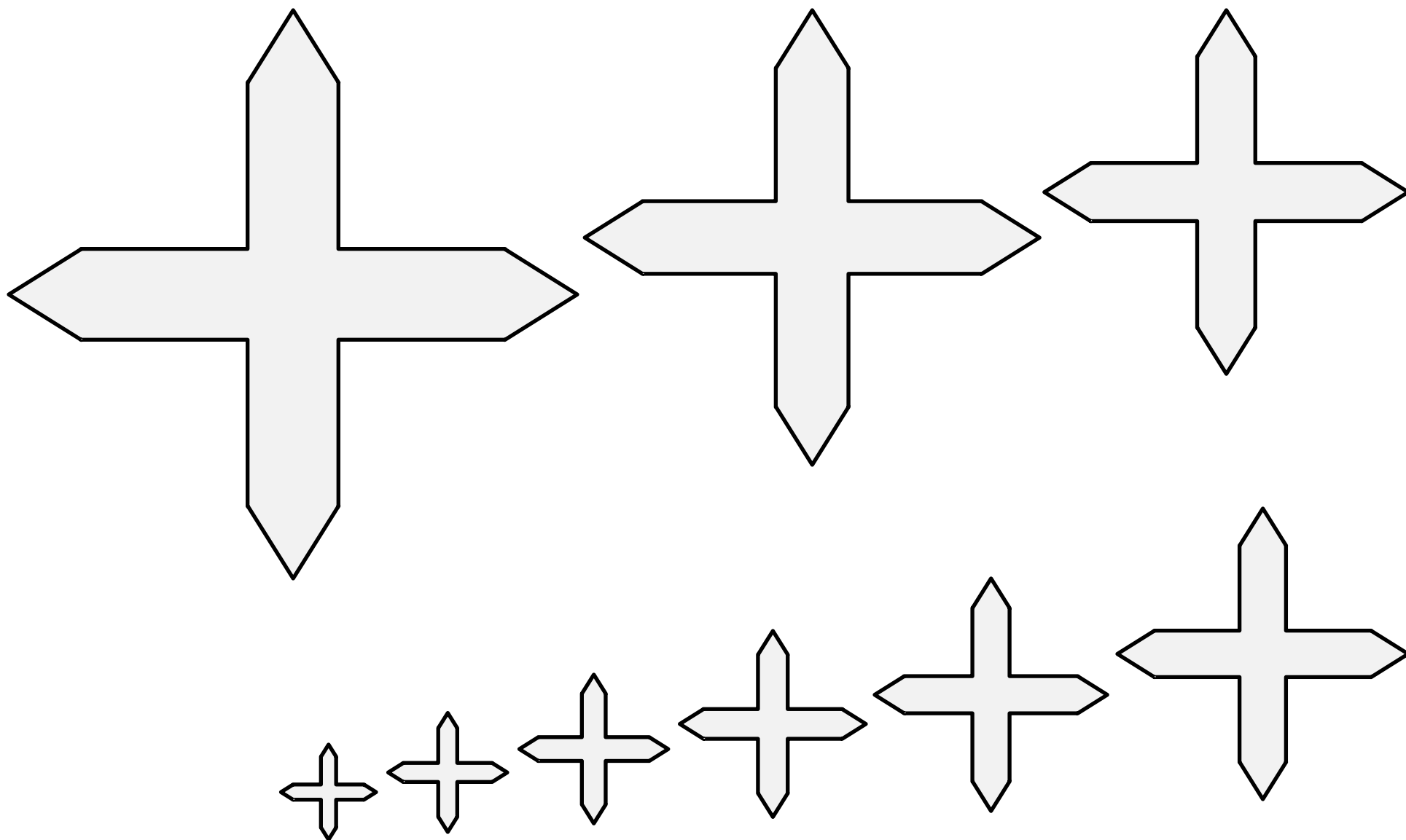
A cross with a second shorter crosspiece above the first.

Default orientation: crosswise. No proper coloration.

Source: Encyclopædia Heraldica. (Volume 3, plate XXX.)

Artist unknown.

Cross, Patriarchal (2) 🦉 5.156




A cross with pointed ends.

Default orientation: crosswise. No proper coloration.

Occasionally used in period armory.

Source: Viking Answer Lady SVG Images For Heraldry. Artist: Gunnvôr silfráðarr.


Cross Pointed (1) 🦁 5.157



A cross with pointed ends.

Default orientation: crosswise. No proper coloration.


Cross Pointed (2) • 5.158



A cross with pointed ends.

Default orientation: crosswise. No proper coloration.

Cross Pointed Voided 🦉 5.159




A cross with pointed ends.

Default orientation: crosswise. No proper coloration.

Source: Nobiliario de Armas de
Valencia, Aragón y Cataluña.
Artist unknown. (Folio 22r.)

Cross Pointed Voided Pometty 🦉 5.160




A cross with a knob on the end of each arm.

Default orientation: crosswise. No proper coloration.

Occasionally used in period armory.

Source: Viking Answer Lady SVG Images For Heraldry. Artist: Gunnvôr silfráhr.

Cross Pomelly (1) 🦁 5.161



A cross with a knob on the end of each arm.

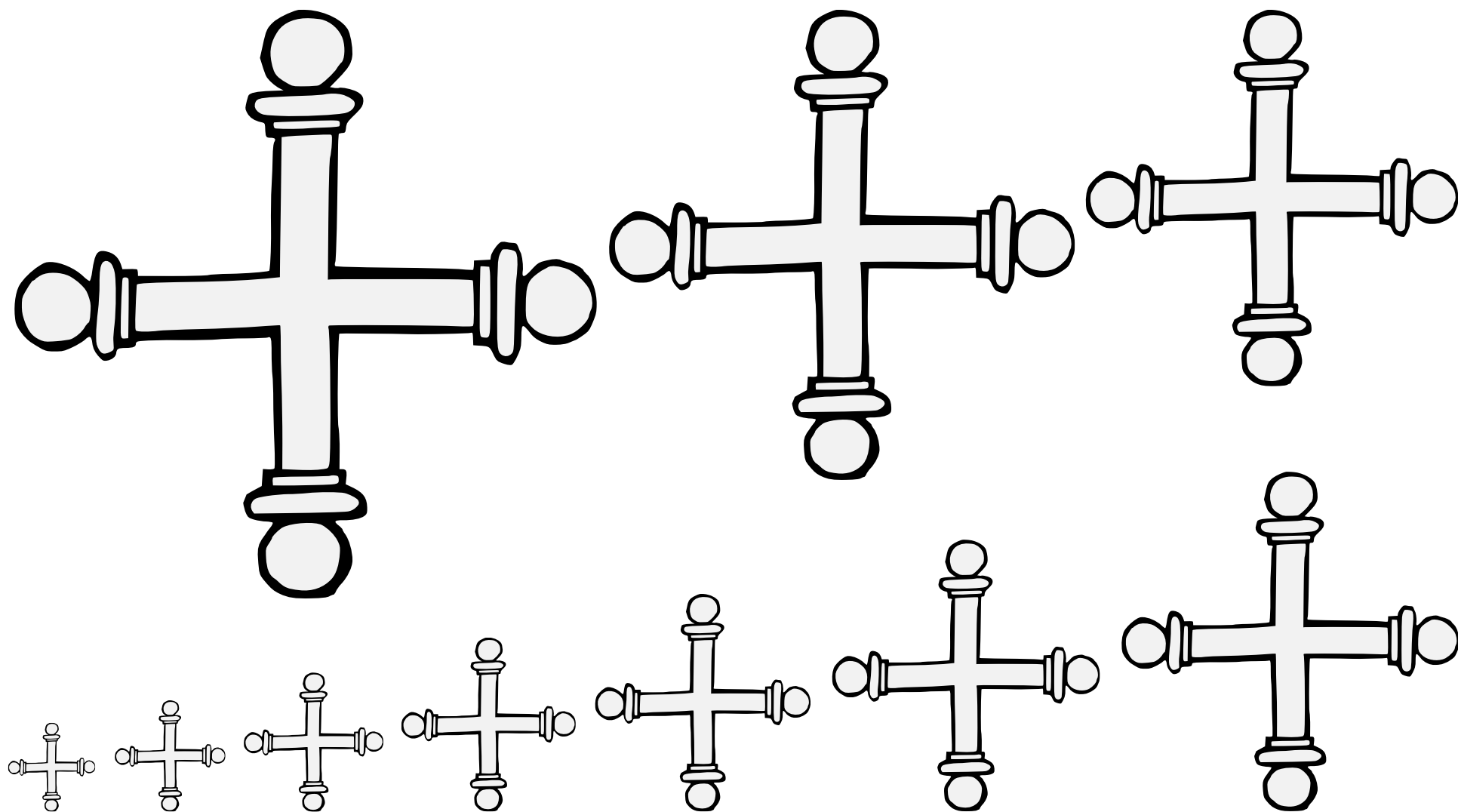
Default orientation: crosswise. No proper coloration.

Occasionally used in period armory.

Source: Wappenbuch Süddeutschland. Artist: Unknown. (Folio 26v.)

Adapted by Mathghamhain Ua Ruadháin.

Cross Pomelly (2) 🦁 5.162



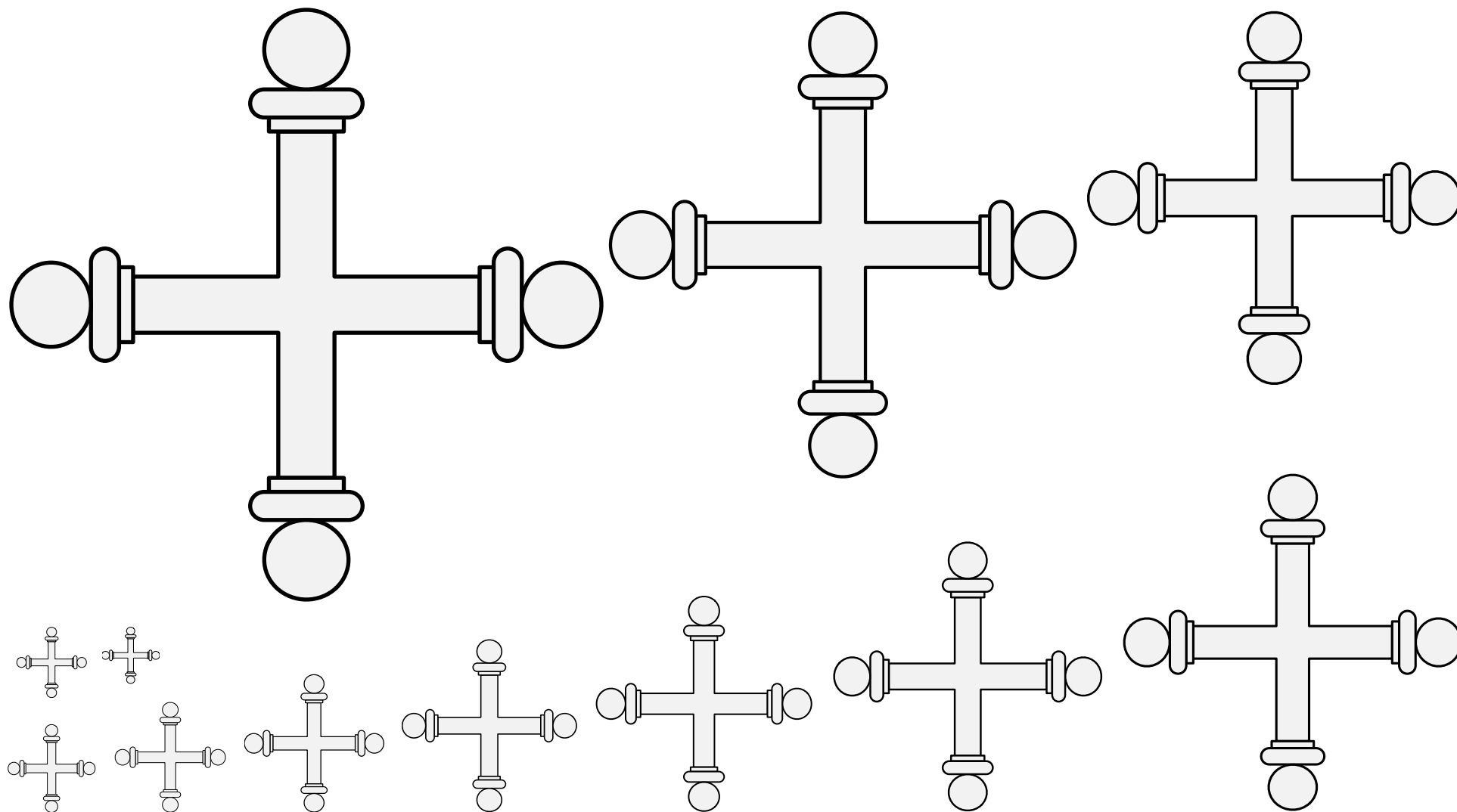
A cross with a knob on the end of each arm.

Default orientation: crosswise. No proper coloration.

Occasionally used in period armory.

Source: Le Blason Des Armoiries. Artist: Jérôme de Bara. (Page 72.)

Cross Pomelly (3) • 5.163




A cross with a knob on the end of each arm.

Default orientation: crosswise. No proper coloration.

Occasionally used in period armory.

Source: Le Blason Des Armoiries. Artist: Jérôme de Bara. (Page 72.)

Cross Pomelly (4) 🦁 5.164



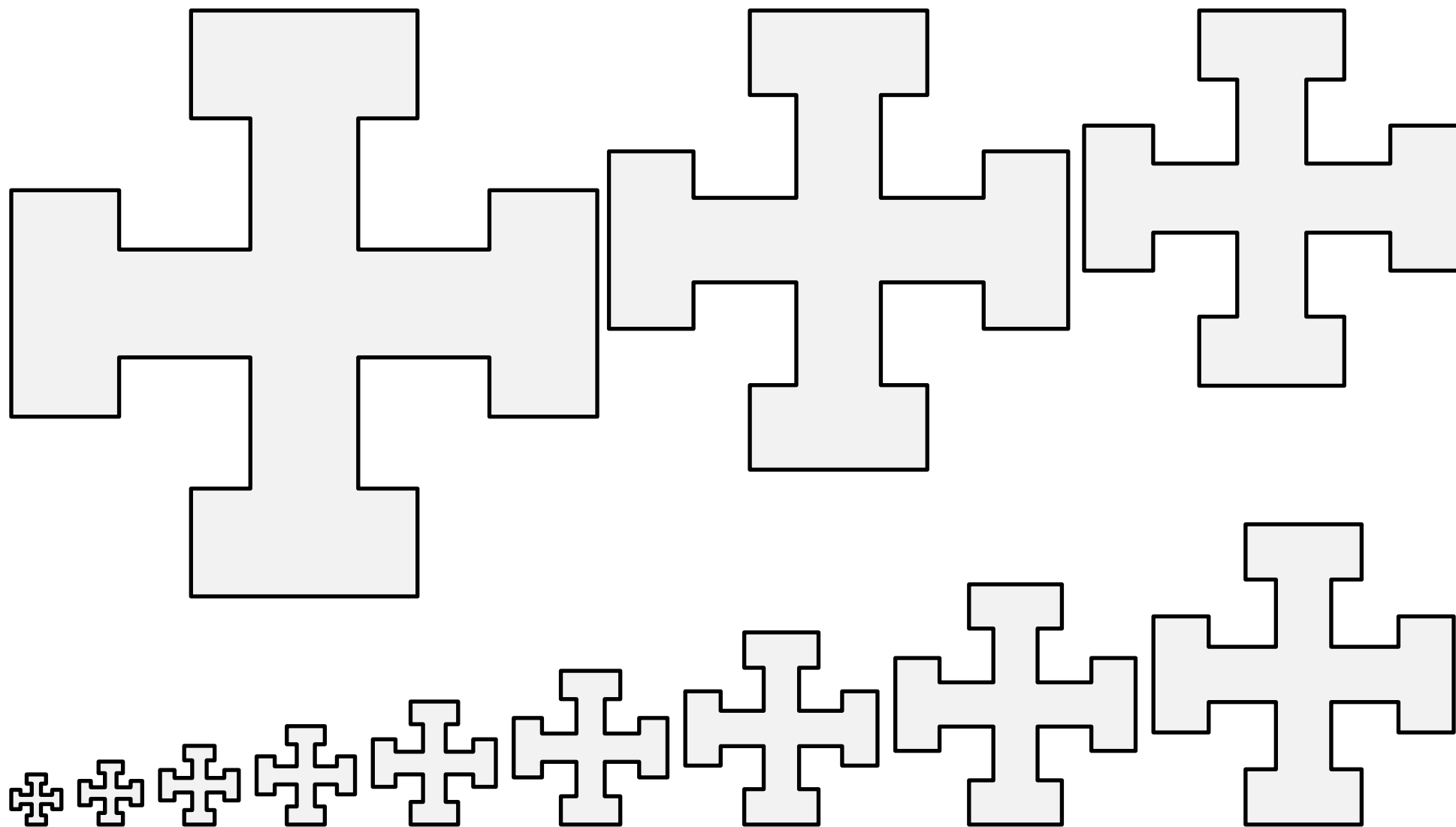
A cross with a knob on the end of each arm.

Default orientation: crosswise. No proper coloration.

Occasionally used in period armory.

Source: Wappenbuch Süddeutschland. Artist: Unknown. (Folio 26v.)
Adapted by Mathghamhain Ua Ruadháin.

Cross Pomelly, Latin 🦉 5.165

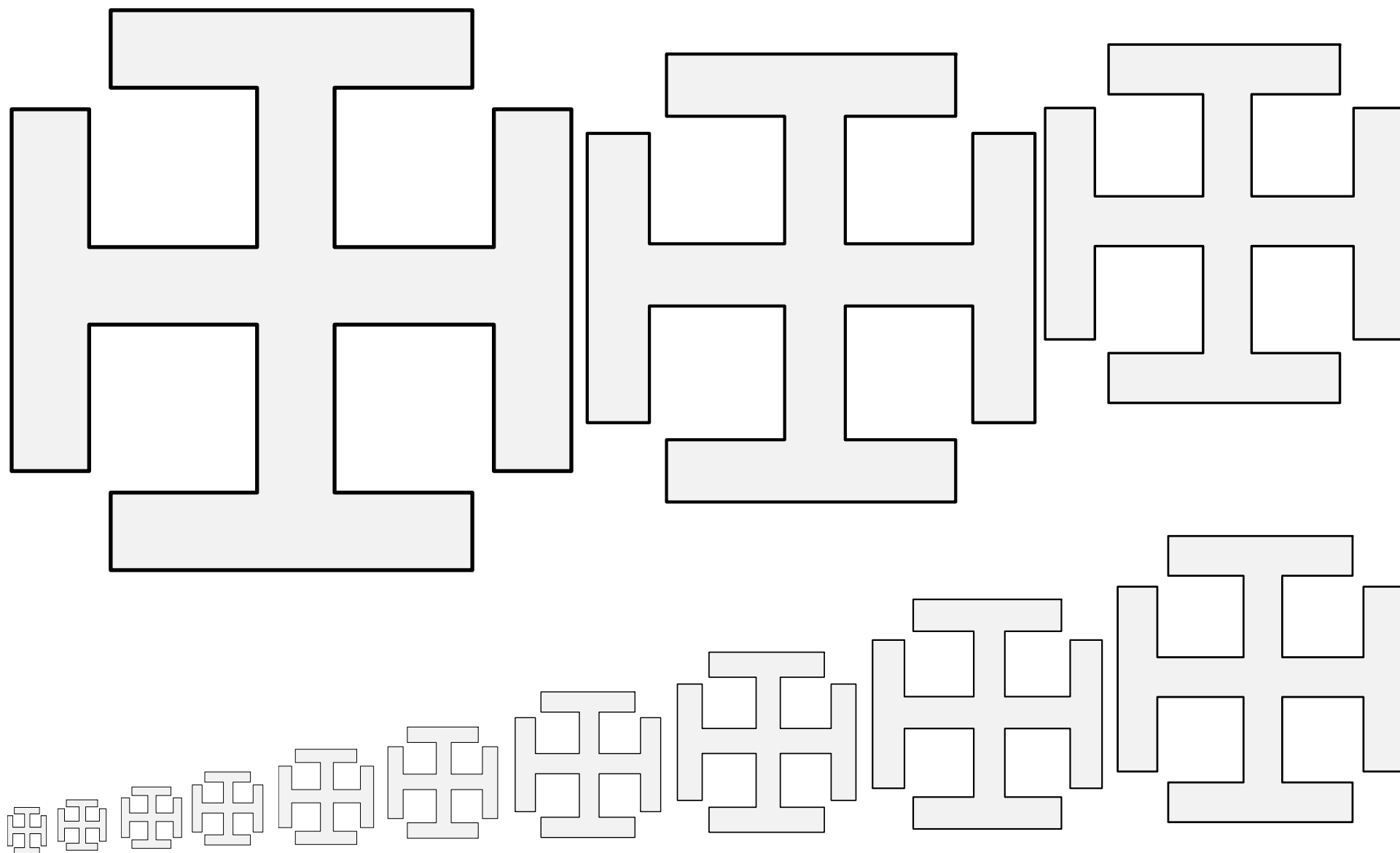


A cross with flattened ends.

Default orientation: crosswise. No proper coloration.

Source: Viking Answer Lady SVG Images For Heraldry. Artist: Gunnvôr silfrahárr.


Cross Potent (1) • 5.166



A cross with flattened ends.

Default orientation: crosswise. No proper coloration.

Cross Potent (2) 🦉 5.167




A cross with flattened ends.

Default orientation: crosswise. No proper coloration.

Source: Nobiliario de Armas de Valencia, Aragón y Cataluña.

Artist unknown. (Folio 2r.)

Cross Potent (3) 🦉 5.168

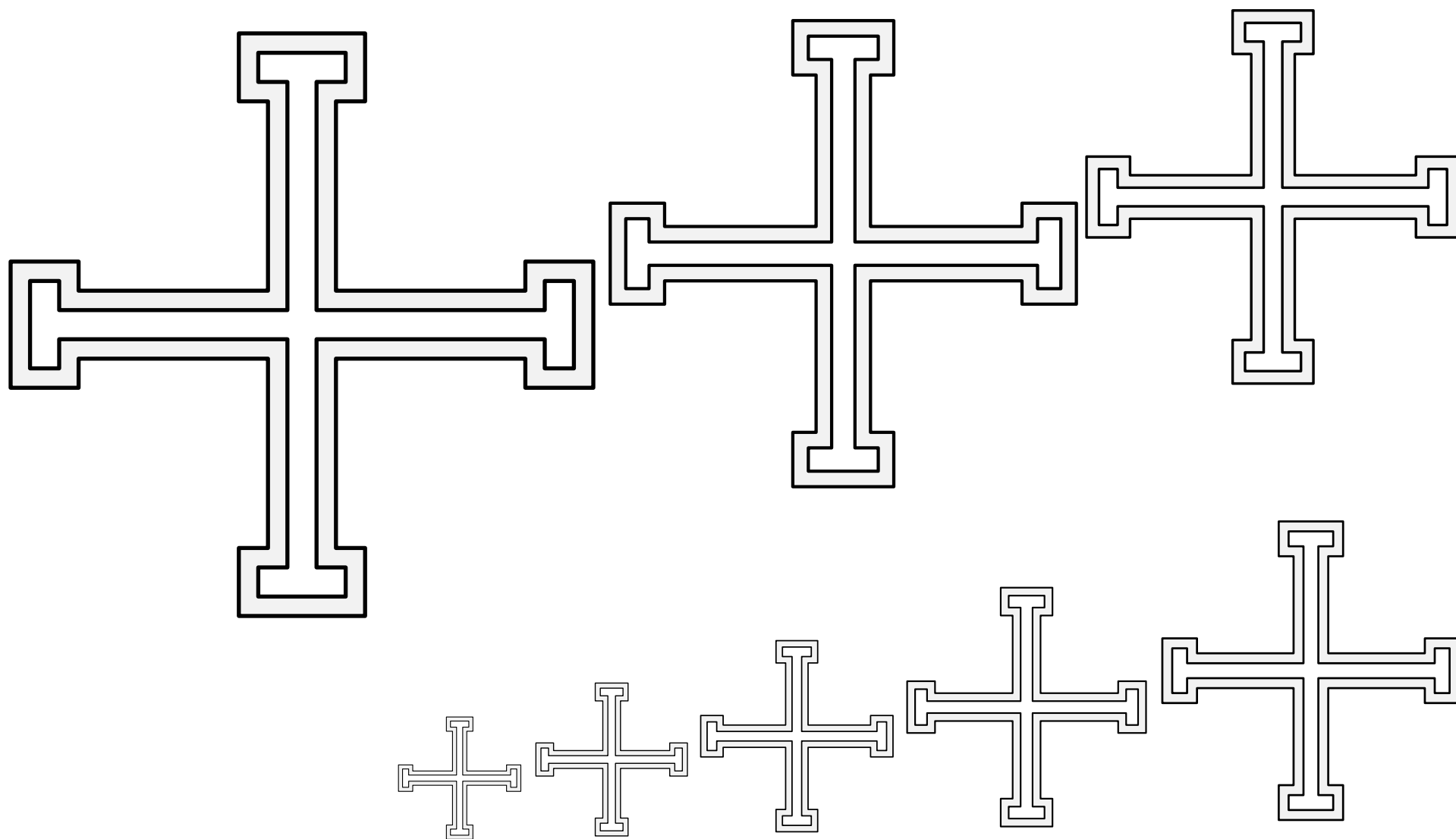


A cross with flattened ends.

Default orientation: crosswise. No proper coloration.

Source: The Art of Heraldry. Artist unknown. (Page 234.)

Cross Potent (4) • 5.169




A cross with bars at the end of each arm.

Default orientation: crosswise. No proper coloration.

Source: Livro do Armeiro-Mor. Artist: Jean Du Cros.
(Arms of Teixeira, folio 75v.)

Cross Potent Voided 🦉 5.170



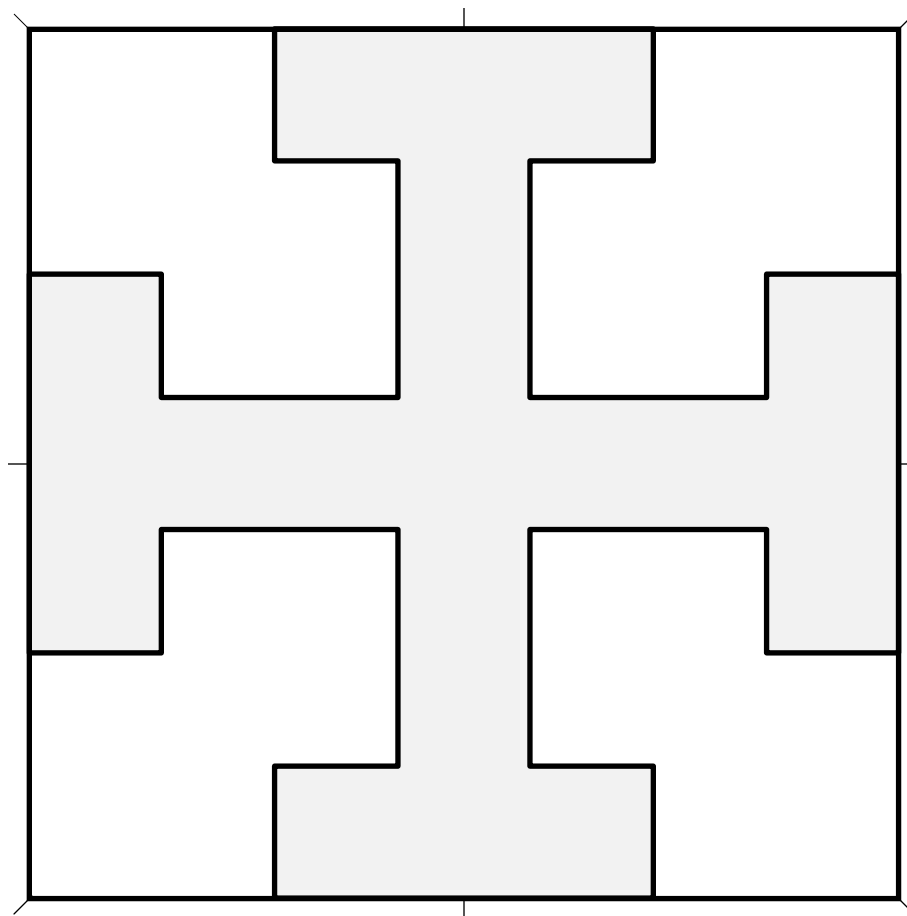

A cross with bars at the end of each arm.

Default orientation: crosswise. No proper coloration.

This bears some resemblance to the "gunsight" motif associated with white-supremacist groups and should be approached with caution.

Source: Pennsic Traceable Art. Artist unknown.

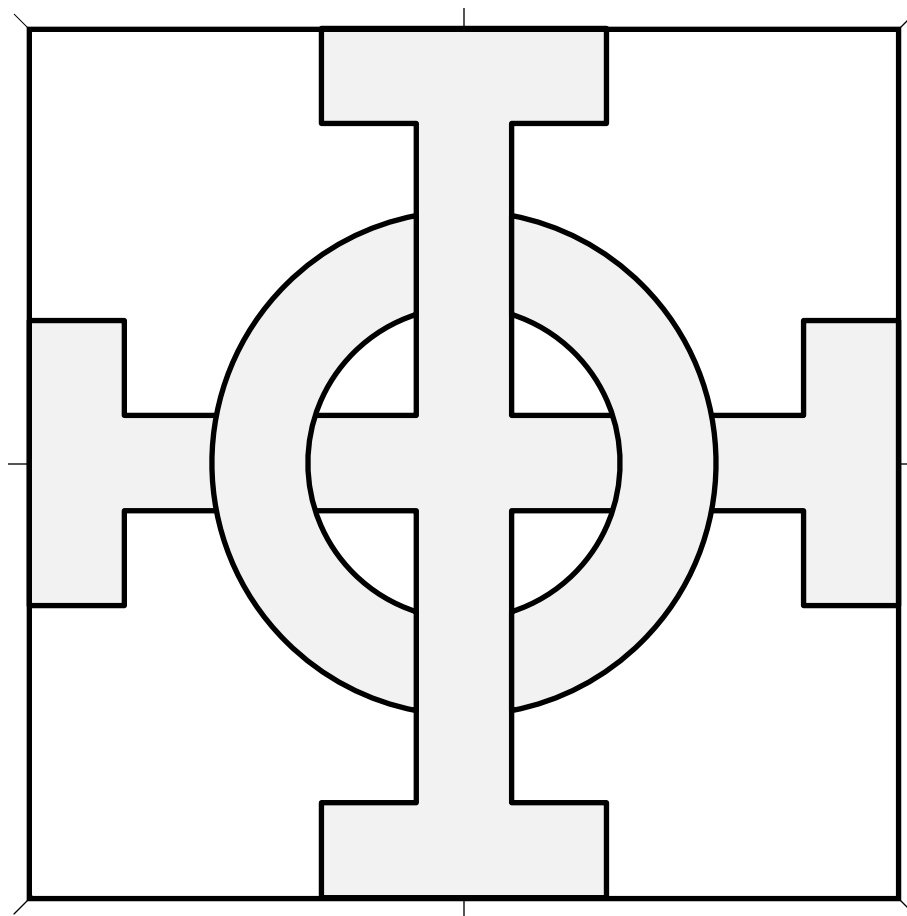

Cross Potent Conjoined to an Annulet • 5.171



A cross with flattened ends.

Default orientation: crosswise. No proper coloration.

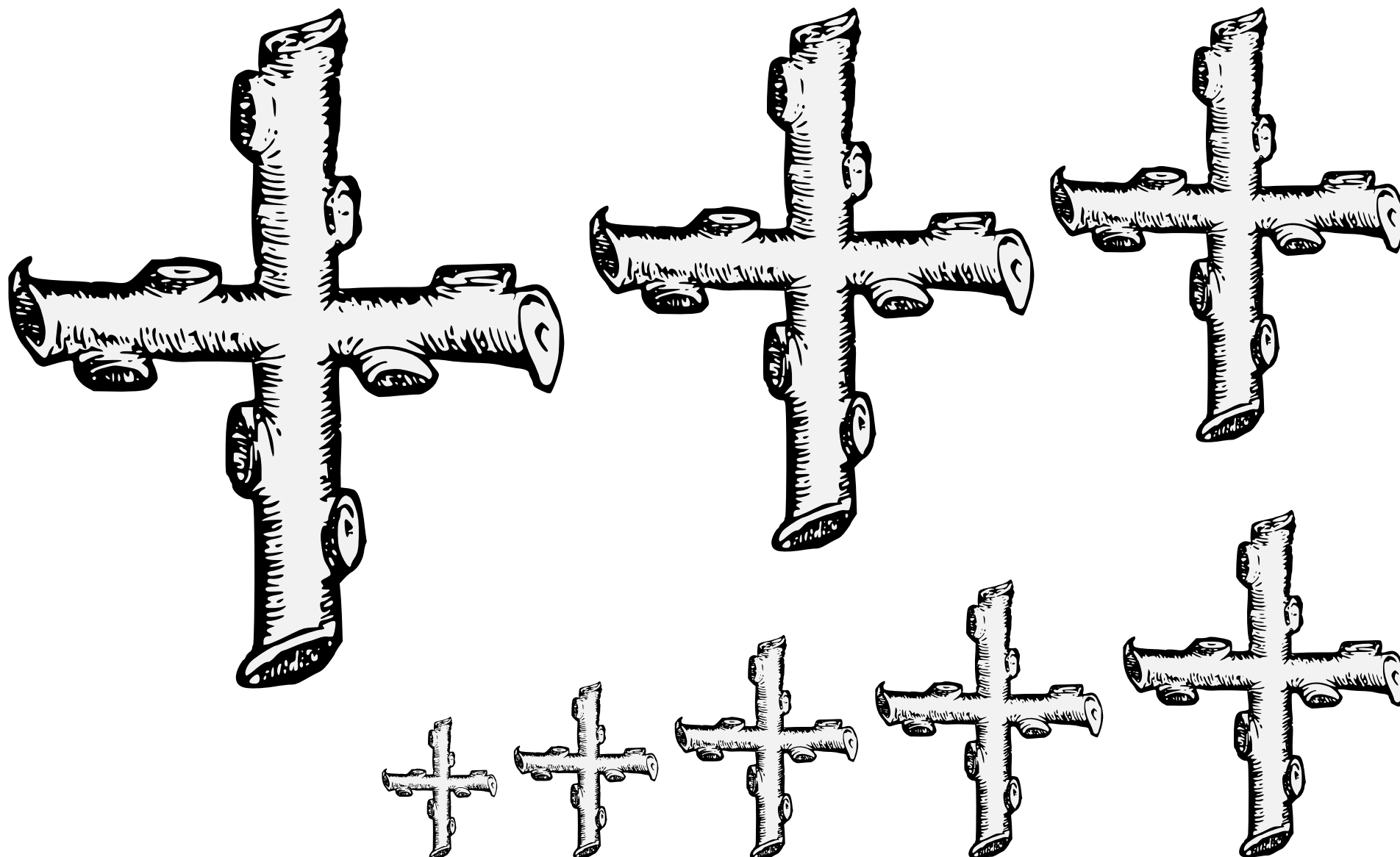
Cross Potent Throughout • 5.172



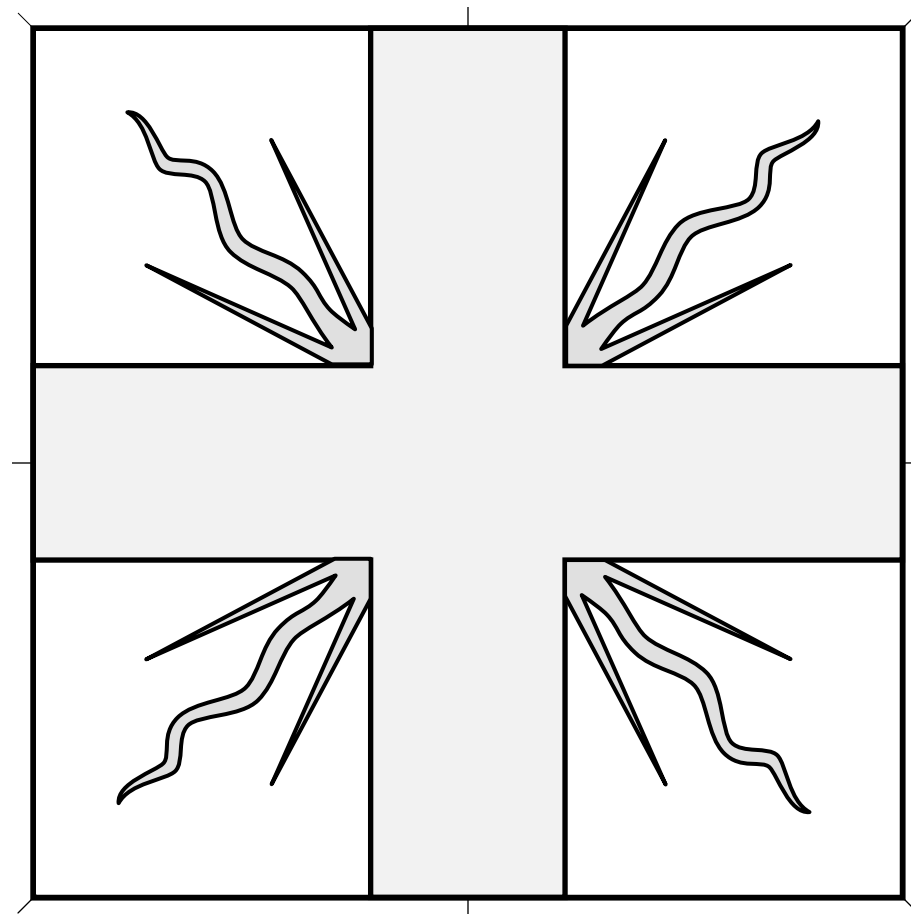

A cross with flattened ends.

Default orientation: crosswise. No proper coloration.

Cross Potent Throughout Interlaced with an Annulet • 5.173




A cross raguly, formed of two branches.
Default orientation: crosswise. No proper coloration.
Source: Workes of Armorie. Artist: John Bossewell.



A cross with rays of the sun issuant from behind its center point.
 Default orientation: crosswise throughout. No proper coloration.

Cross Rayonnant  **5.175**



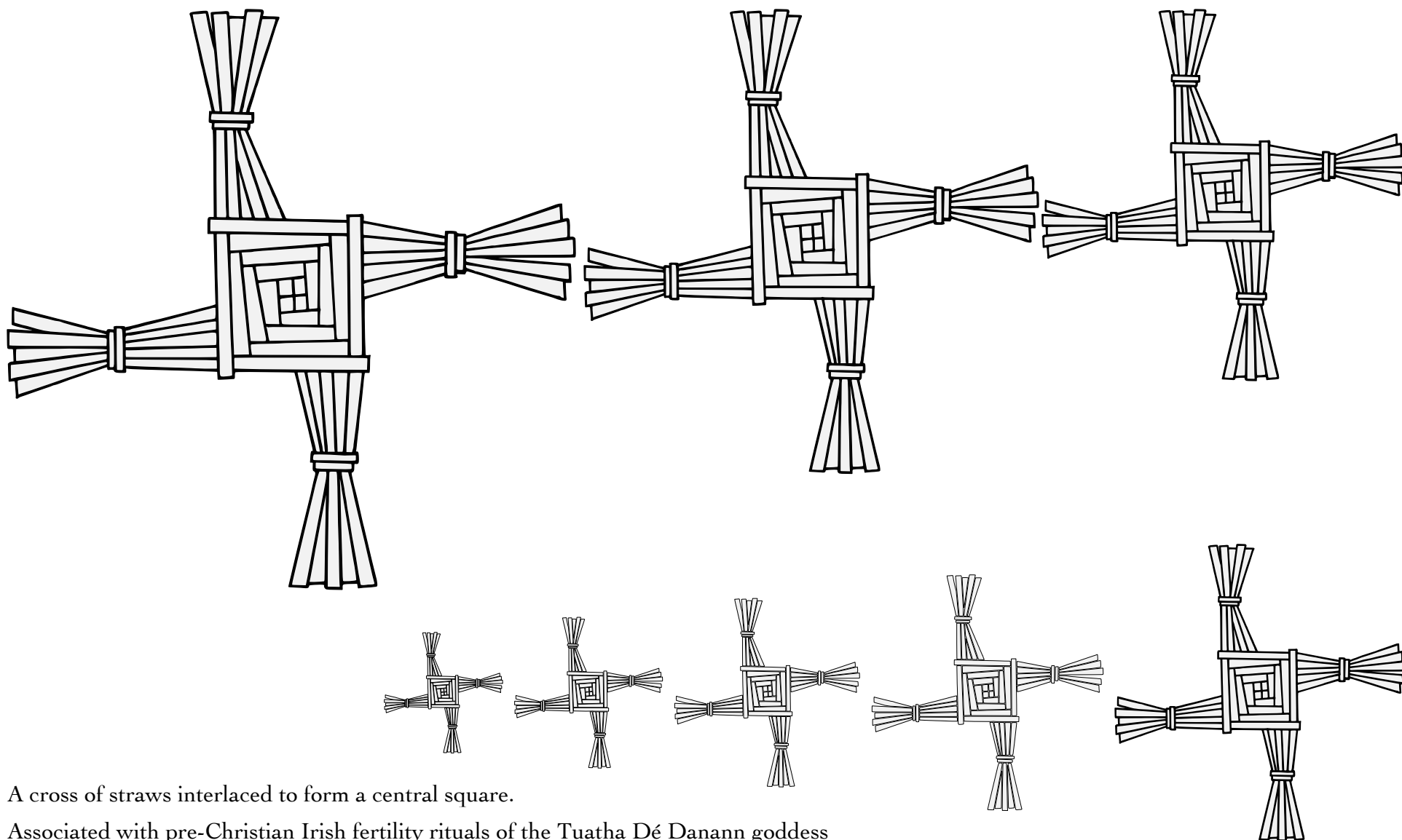
A cross with a second shorter crosspiece above the first and a third crosspiece at an angle.

Sometimes blazoned an “Eastern Orthodox Cross” or “Greek Orthodox Cross.”

Default orientation: crosswise. No proper coloration.

Artist: Zubeydah al-Badawiyah.

Cross, Russian Orthodox 🦉 5.176



A cross of straws interlaced to form a central square.


Associated with pre-Christian Irish fertility rituals of the Tuatha Dé Danann goddess Brigid, and then re-assigned to an early Irish Catholic saint of the same name.

Considered a Step From Core Practice (SFCP) because it was not used in period heraldry, but accepted because it is a legitimate period artifact.

Default orientation: crosswise. No proper coloration.


Artist: Þórý Veðardóttir. License: CC BY-NC-SA; commercial use requires permission.

Cross of St. Brigid • 5.177



A cross with an additional cross on each arm, like a Cross Crosslet, but turned saltirewise.

Cross of St. Julian  5.178




A cross flory fitchy.

Default orientation: crosswise. No proper coloration.

Source: Viking Answer Lady SVG Images For Heraldry.

Artist: Gunnvôr silfrhárr.

Cross Of Santiago (1) • 5.179




A cross flory fitchy.

Default orientation: crosswise. No proper coloration.

Source: WappenWiki. Artist: Joakim Spuller.

Cross Of Santiago (2) • 5.180




A cross flory fitchy.

Default orientation: crosswise. No proper coloration.

Source: Wappen besonders von deutschen Geschlechtern.

Artist unknown. (Folio 41r.)

Cross of Santiago (3) • 5.181

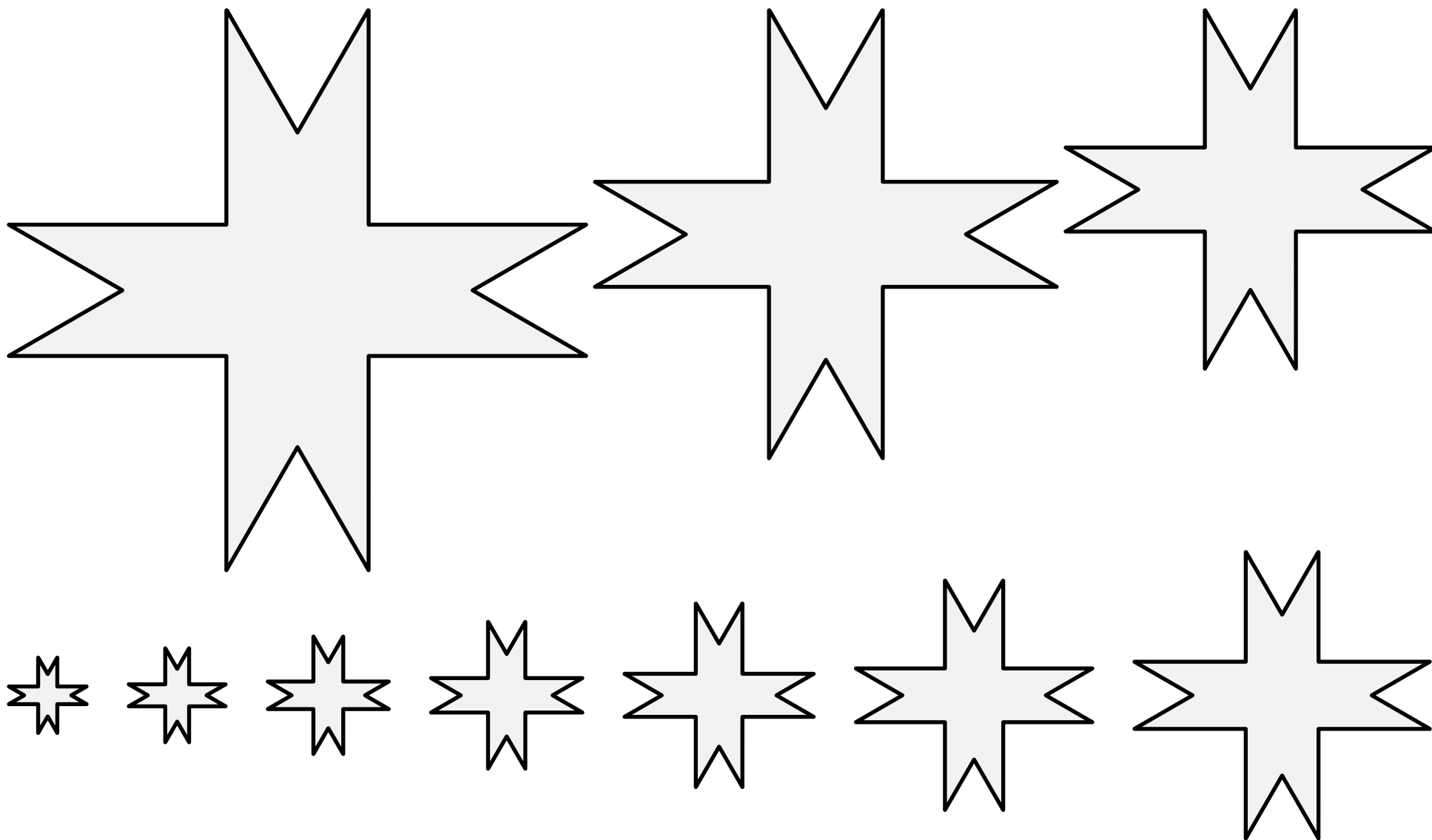


A cross flory fitchy.

Default orientation: crosswise. No proper coloration.

Source: Nobleza del Andaluzia. Artist unknown. Adapted by Iago ab Adam.

Cross of Santiago (4) • 5.182



A cross with the ends invected.


Default orientation: crosswise. No proper coloration.

Occasionally used in period armory.

Source: Viking Answer Lady SVG Images For Heraldry.

Artist: Gunnvôr silfrhárr.


Cross Swallowtailed (1) 🦉 5.183



A cross with the ends invected.

Default orientation: crosswise. No proper coloration.

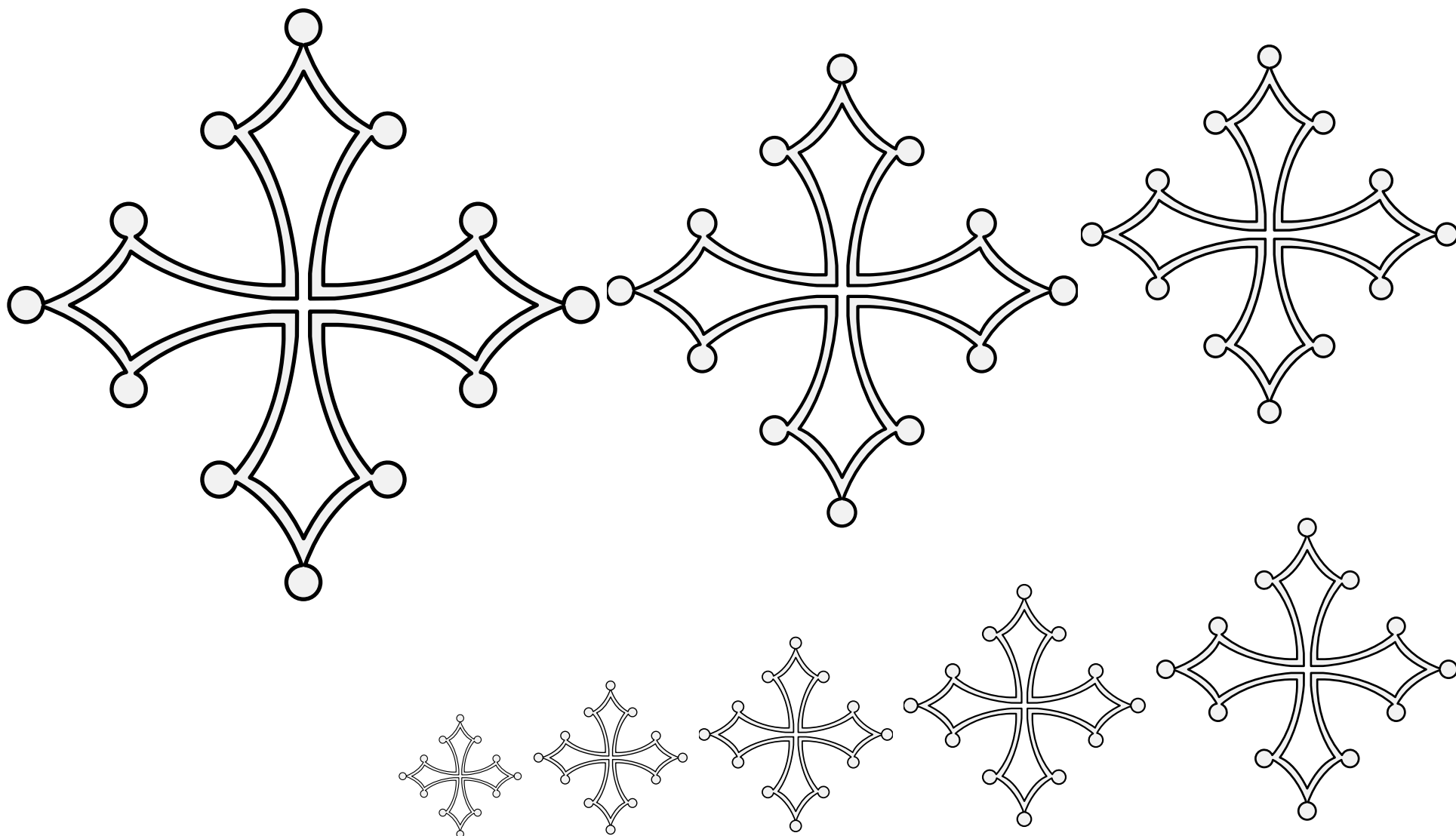
Cross Swallowtailed (2) 🐉 5.184



A cross with the ends invected.

Default orientation: crosswise. No proper coloration.

Cross Swallowtailed Voided • 5.185




A cross clechy, voided and pometty.

Default orientation: crosswise. No proper coloration.

Source: Viking Answer Lady SVG Images For Heralds.

Artist: Gunnvôr silfrahárr.

Cross Of Toulouse (1) 🐉 5.186




A cross clechy, voided and pometty.

Default orientation: crosswise. No proper coloration.

Source: Pennsic Traceable Art. Artist: Roana d'Evreux.

Cross Of Toulouse (2) • 5.187




A cross clechy, voided and pometty.

Default orientation: crosswise. No proper coloration.

Source: Stemmario Trivulziano. Artist: Gian Antonio da Tradate.

Cross Of Toulouse (3) 🦉 5.188




A cross clechy, voided and pometty.

Default orientation: crosswise. No proper coloration.

Source: Le Blason Des Armoiries. Artist: Jérôme de Bara. (Page 195.)

Cross Of Toulouse (4) 5.189




A cross clechy, voided and pometty.

Default orientation: crosswise. No proper coloration.

Source: WappenWiki. Artist: Joakim Spuller.

Cross Of Toulouse (5) 5.190



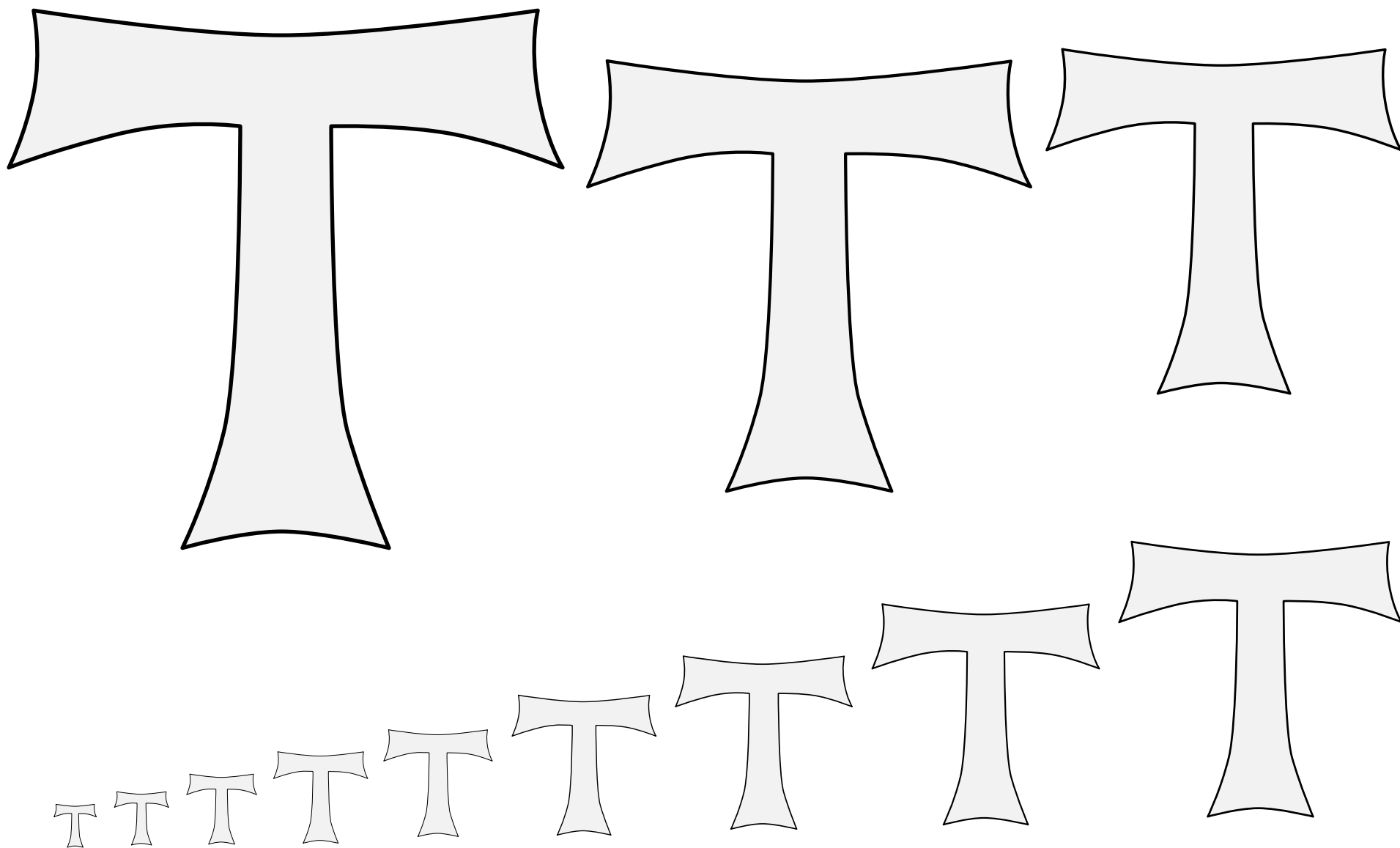
A cross clechy, voided and pometty.

Default orientation: crosswise. No proper coloration.

Source: Vocabulaire-Atlas Héraldique.

Artist unknown. (Illustration 216.)

Cross Of Toulouse (6) 🦉 5.191




A shape like a capital T with flared ends. Also called a “St. Anthony's Cross.”

Occasionally used in period armory.

Source: Viking Answer Lady SVG Images For Heraldry. Artist: Gunnvôr silfrhárr.


Cross, Tau (1) • 5.192



A shape like a capital T with flared ends. Also called a “St. Anthony's Cross.”

Occasionally used in period armory.

Source: Viking Answer Lady SVG Images For Heraldry. Artist: Gunnvôr silfrahárr.




A shape like a capital T with flared ends. Also called a “St. Anthony's Cross.”

Occasionally used in period armory.

Source: Encyclopædia Heraldica. (Volume 3, plate XXX.) Artist unknown.

Cross, Tau (3) ♣ 5.194




A shape like a capital T with flared ends. Also called a “St. Anthony's Cross.”

Fitchy at the foot means the lower arm has been supplemented by a pointed spike.

Source: Tiroler Handschrift.

Artist unknown. (Folio 13r.)

Cross, Tau, Fitchy at the Foot • 5.195



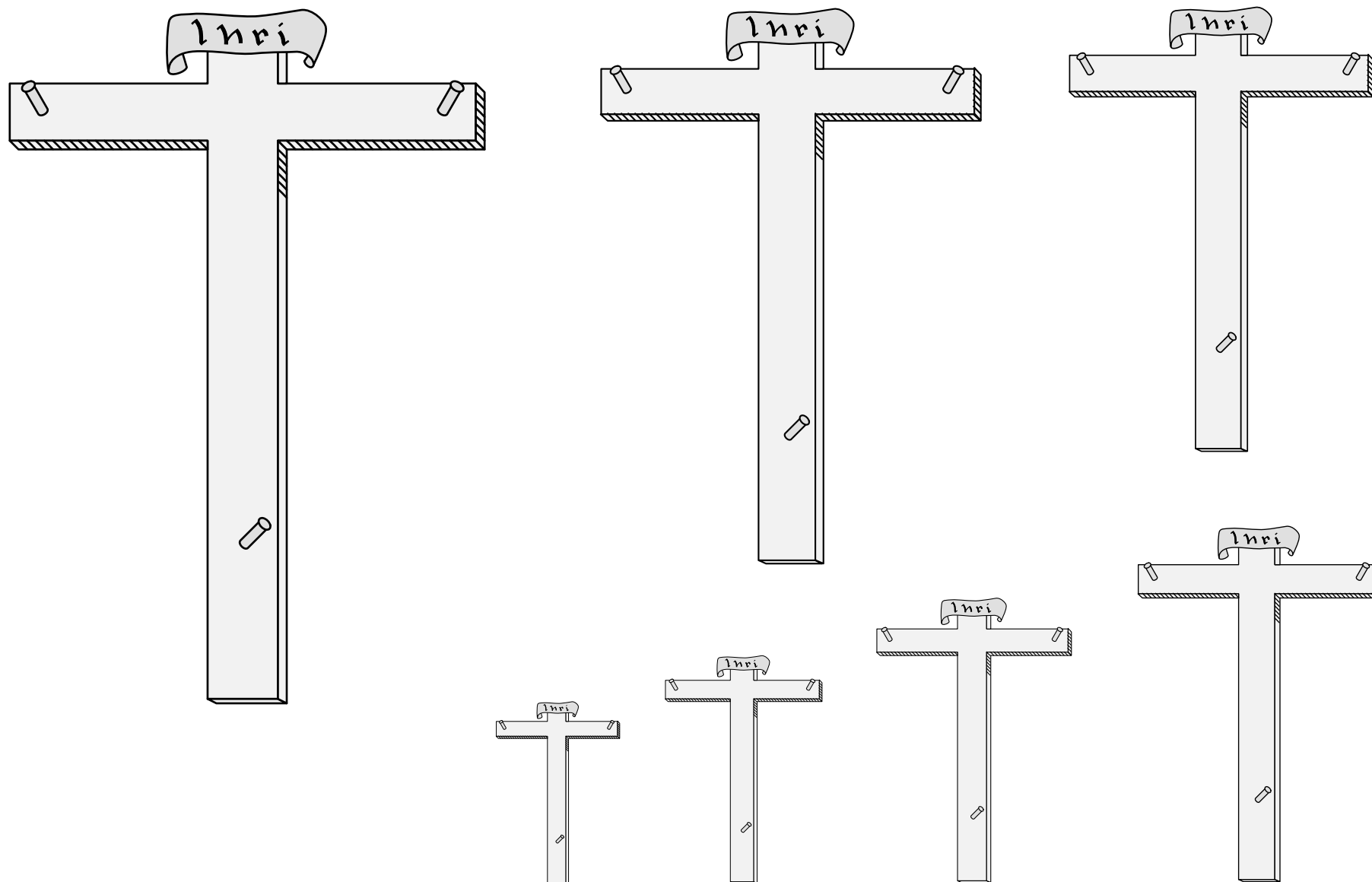
A wooden cross.

Default orientation: crosswise, upright. Proper coloration: brown wood.

Source: Sammelband Mehrerer Wappenbücher.

Artist unknown. (Folio 24r.)

Cross Couped, Wooden Latin (1) • 5.196



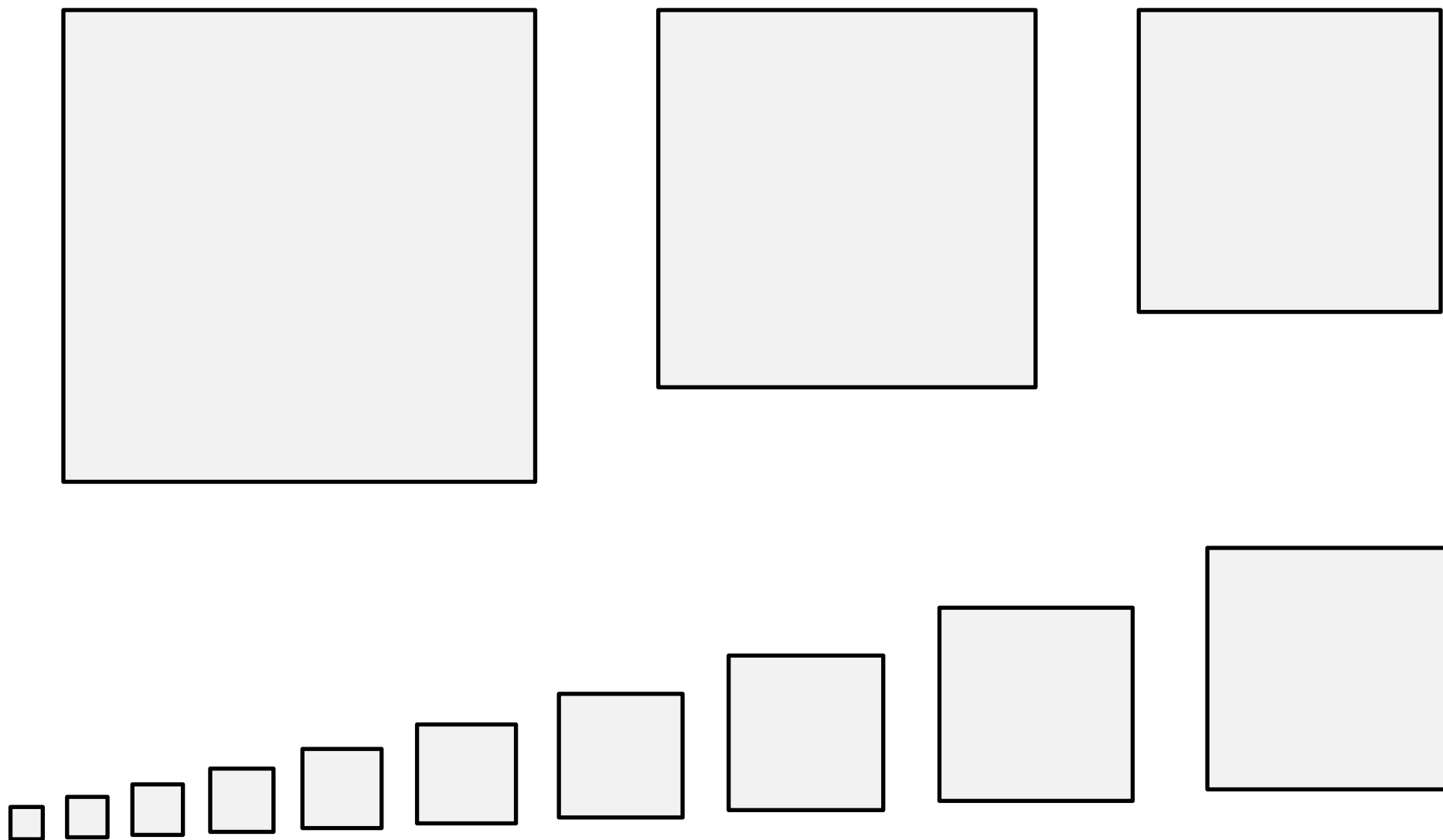
A wooden cross.

Default orientation: crosswise, upright. Proper coloration: brown wood.

Source: Wernigerode Armorial.


Artist unknown. (Folio 2r.)

Cross Couped, Wooden Latin (2) • 5.197



A block of dirt. Drawn as a square.


Default orientation: flat side to base. No proper coloration.



A block of dirt. Drawn as a square.


Default orientation: flat side to base. No proper coloration.

Delf Voided 🦉 5.199



A block of dirt. Drawn as a square.


Default orientation: flat side to base. No proper coloration.



A block of dirt. Drawn as a square.

Default orientation: flat side to base. No proper coloration.

Delf Ployé Voiced • 5.201

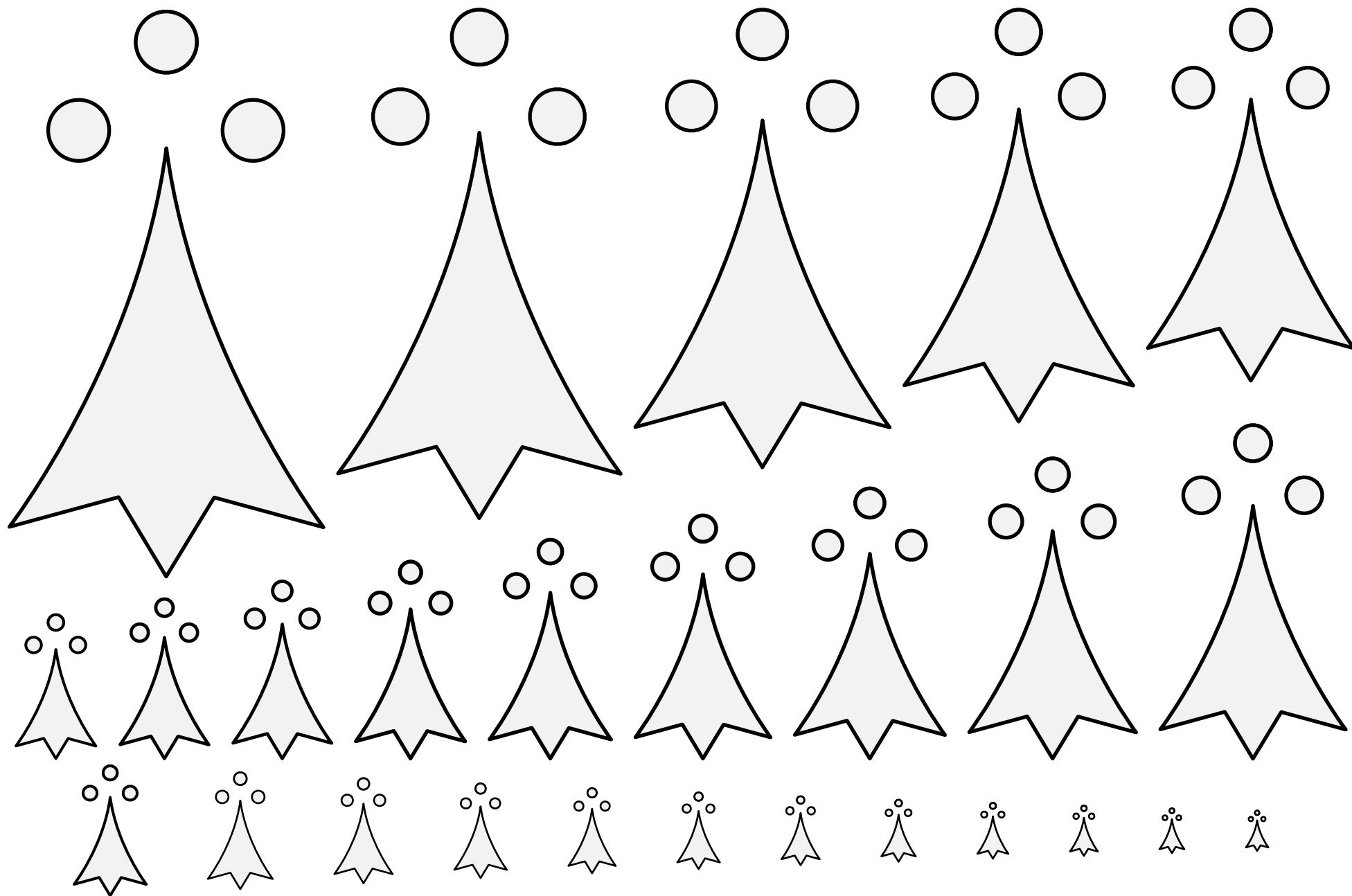


A block of dirt. Drawn as a square.

Default orientation: flat side to base.

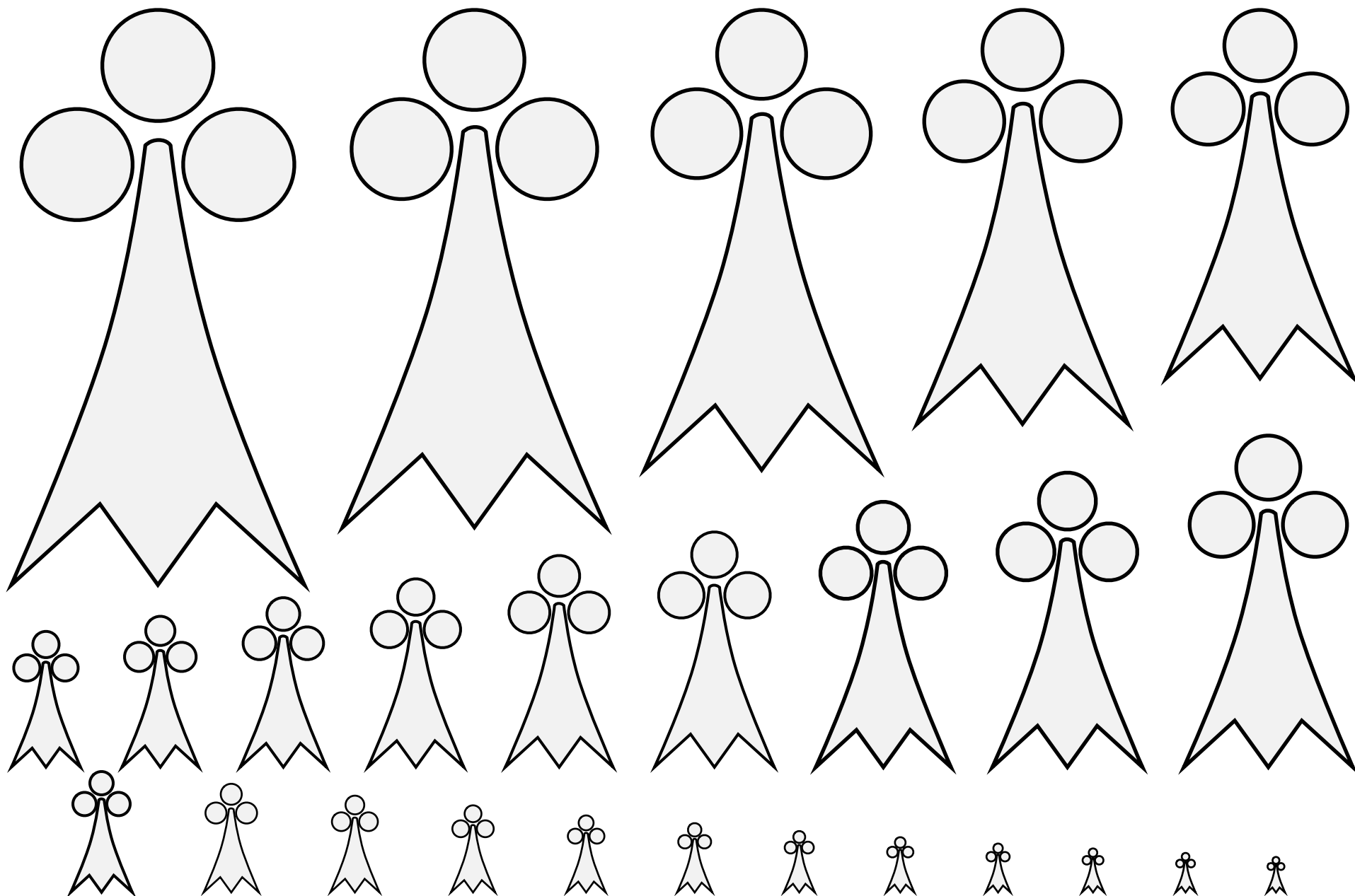
No proper coloration.

Delfs, Two, Voided and Fretted 🐉 5.202



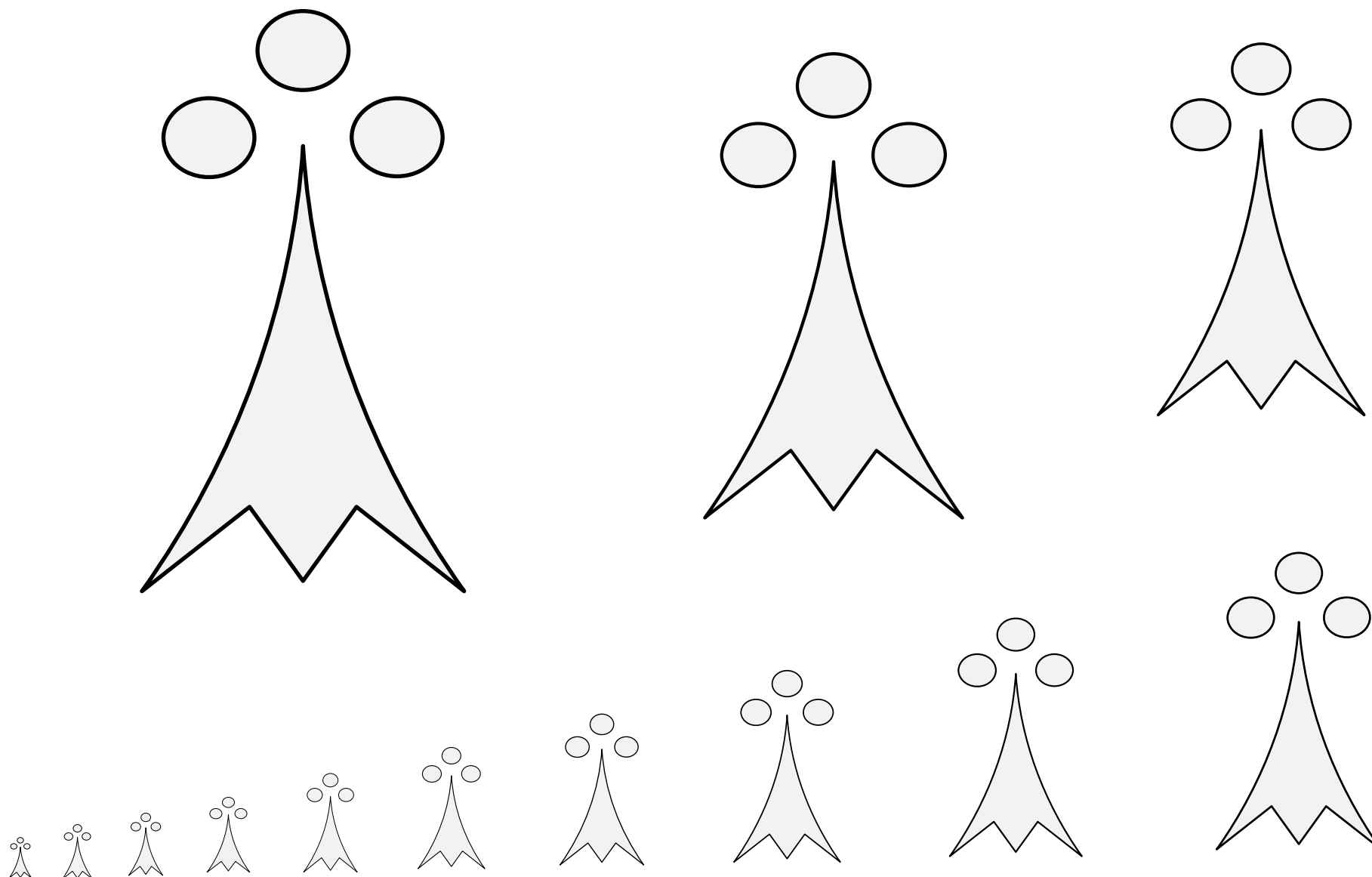
A stylized ermine tail fastened with tacks.

Ermine Spot (1) 5.203



A stylized ermine tail fastened with tacks.

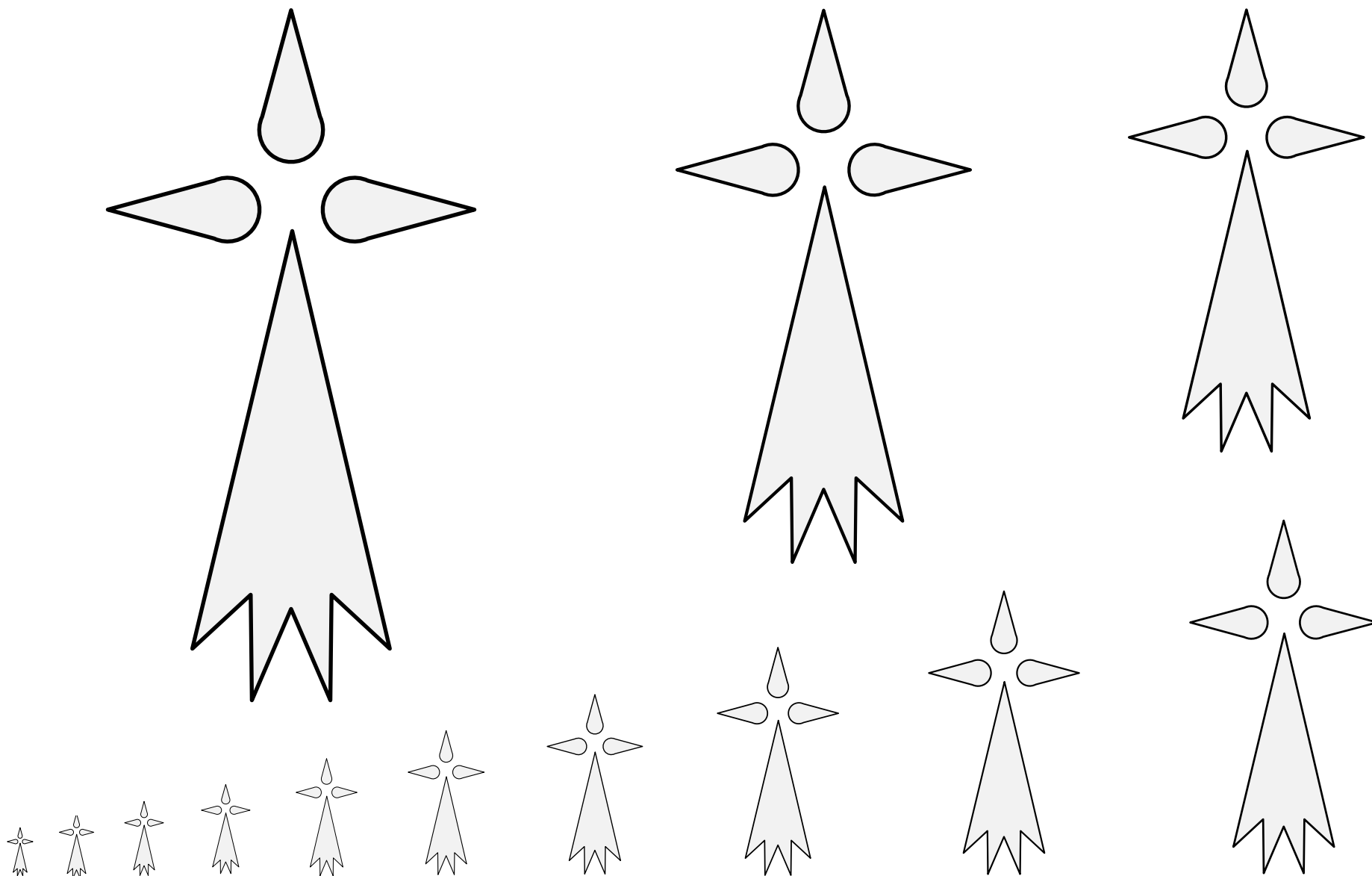
Ermine Spot (2) 5.204



A stylized ermine tail fastened with tacks.

Source: Viking Answer Lady SVG Images For Heraldry.
Artist: Gunnvôr silfrahárr.

Ermine Spot (3) 5.205




A stylized ermine tail fastened with tacks.

Source: Viking Answer Lady SVG Images For Heraldry.

Artist: Gunnvör silfrhárr.

Adapted from Armorial de Gilles Le Bouvier.

Ermine Spot (4)  5.206




A stylized ermine tail fastened with tacks.

Source: Viking Answer Lady SVG Images For Heraldry.

Artist: Gunnvör silfrhárr.

Adapted from Livro do Armeiro-Mor.

Ermine Spot (5) 5.207



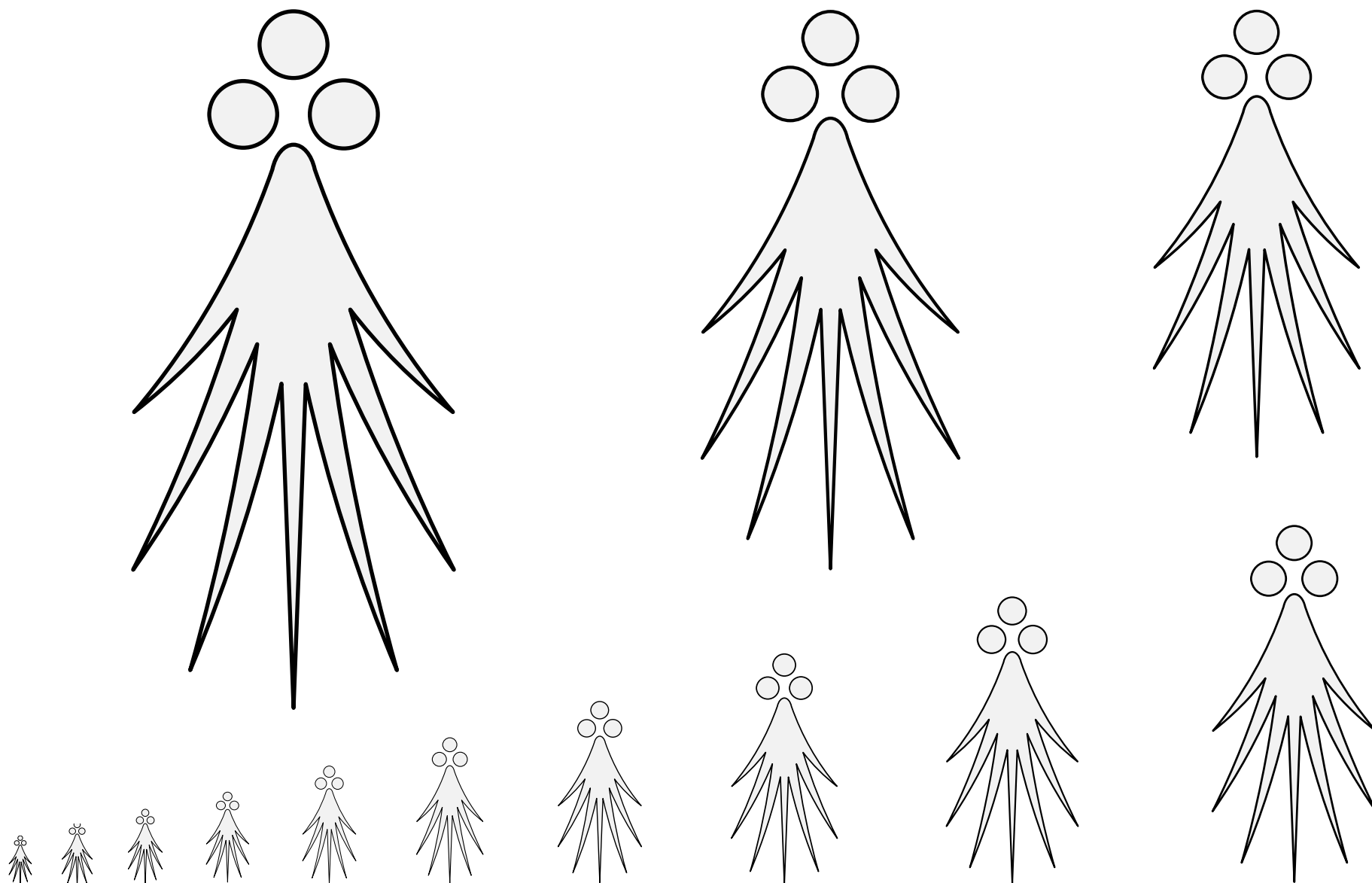
A stylized ermine tail fastened with tacks.

Source: Viking Answer Lady SVG Images For Heraldry.

Artist: Gunnvör silfrhárr.

Adapted from Le Blason Des Armoiries.

Ermine Spot (6)  5.208



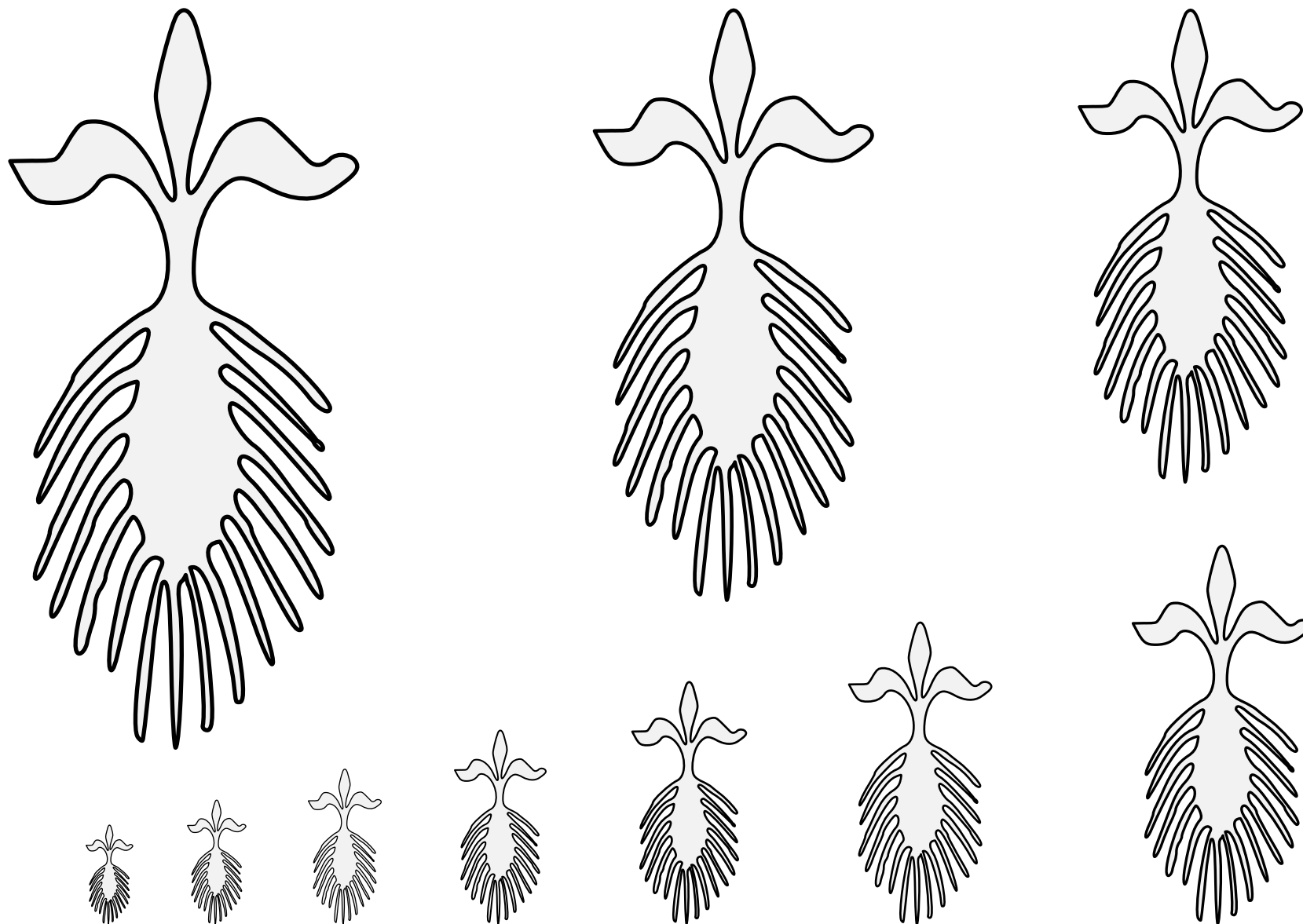
A stylized ermine tail fastened with tacks.

Source: Viking Answer Lady SVG Images For Heraldry.

Artist: Gunnvör silfrhárr.

Adapted from Armorial de Gilles Le Bouvier.

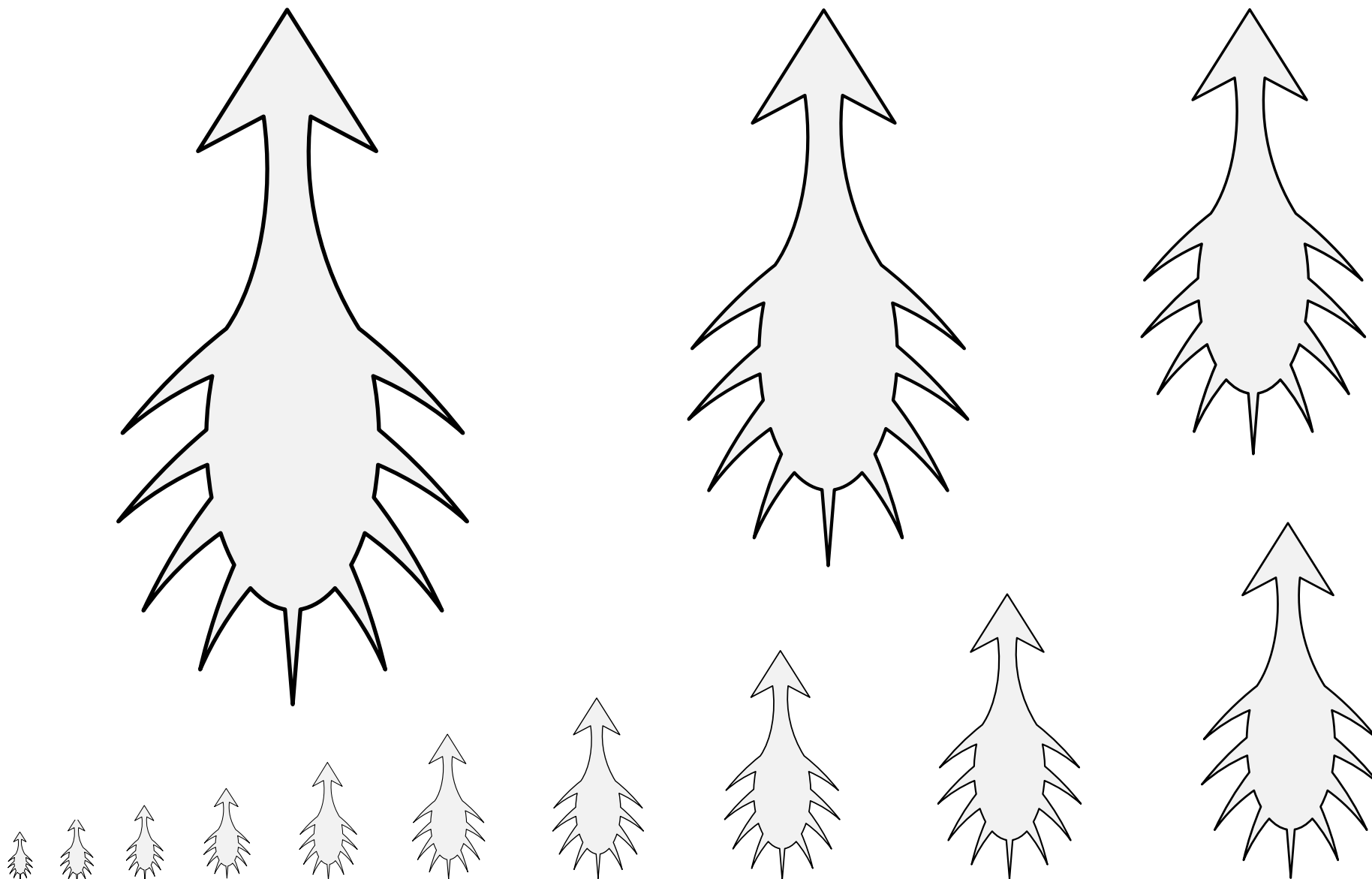
Ermine Spot (7)  5.209



A stylized ermine tail fastened with tacks.

Source: English Heraldry. Artist: R. B. Utting.

Ermine Spot (8) 5.210




A stylized ermine tail fastened with tacks.

Source: Viking Answer Lady SVG Images For Heraldry.

Artist: Gunnvör silfrhárr.

Adapted from Armorial Le Breton.

Ermine Spot (9) 5.211




A stylized ermine tail fastened with tacks.

Source: A Complete Guide to Heraldry. Artist: Graham Johnston.

Adapted by Mathghamhain Ua Ruadháin.

Adapted from Sammlung von Wappen aus Verschiedenen.

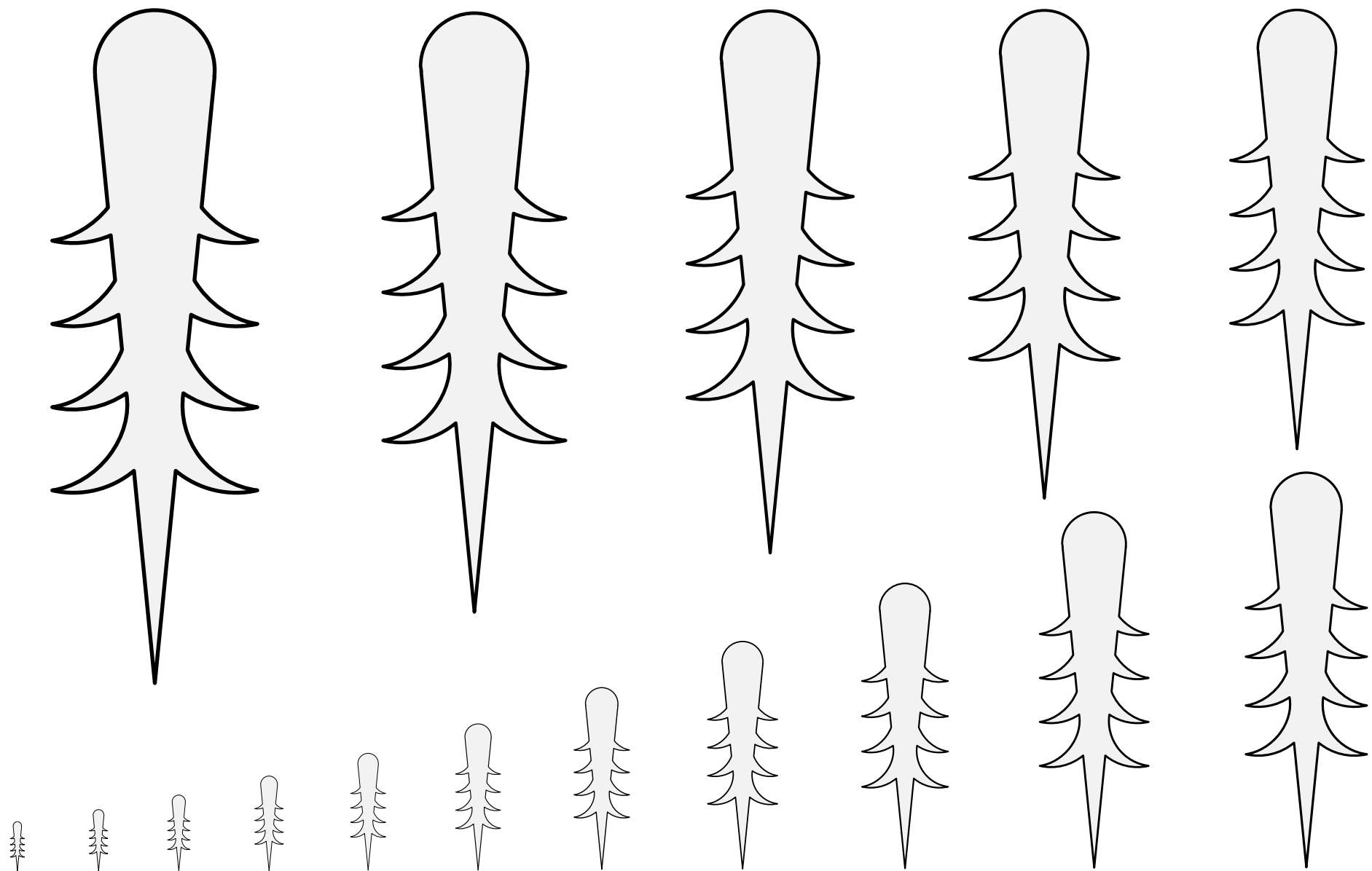
Ermine Spot (10) 5.212



A stylized ermine tail fastened with tacks.

Source: A Complete Guide to Heraldry. Artist: Graham Johnston.
Adapted by Mathghamhain Ua Ruadháin.

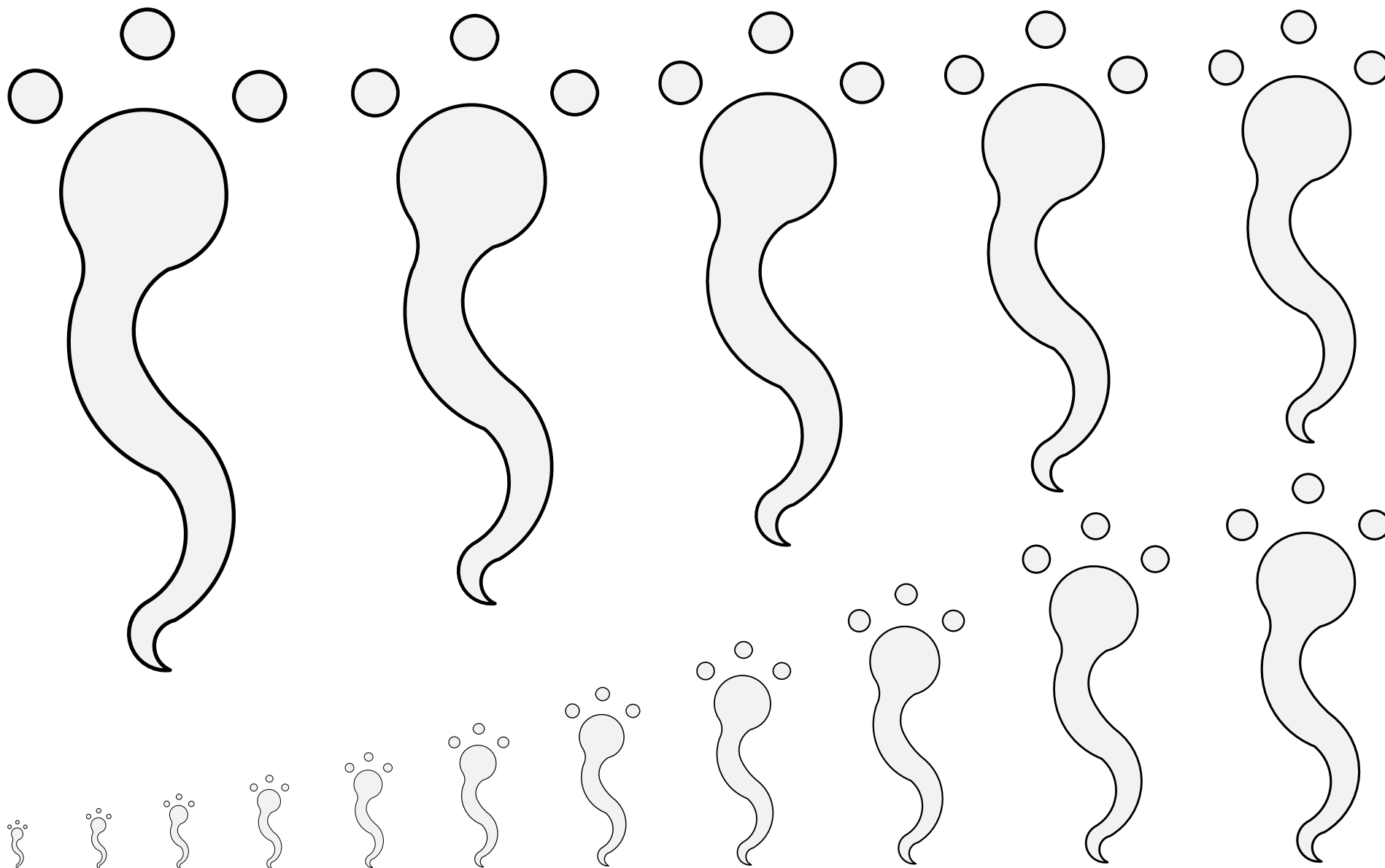
Ermine Spot (11) 5.213



A stylized ermine tail fastened with tacks.

Source: Viking Answer Lady SVG Images For Heraldry. Artist: Gunnvör silfrahárr.
Adapted from Insignia Neapolitanorum, Genuensium.

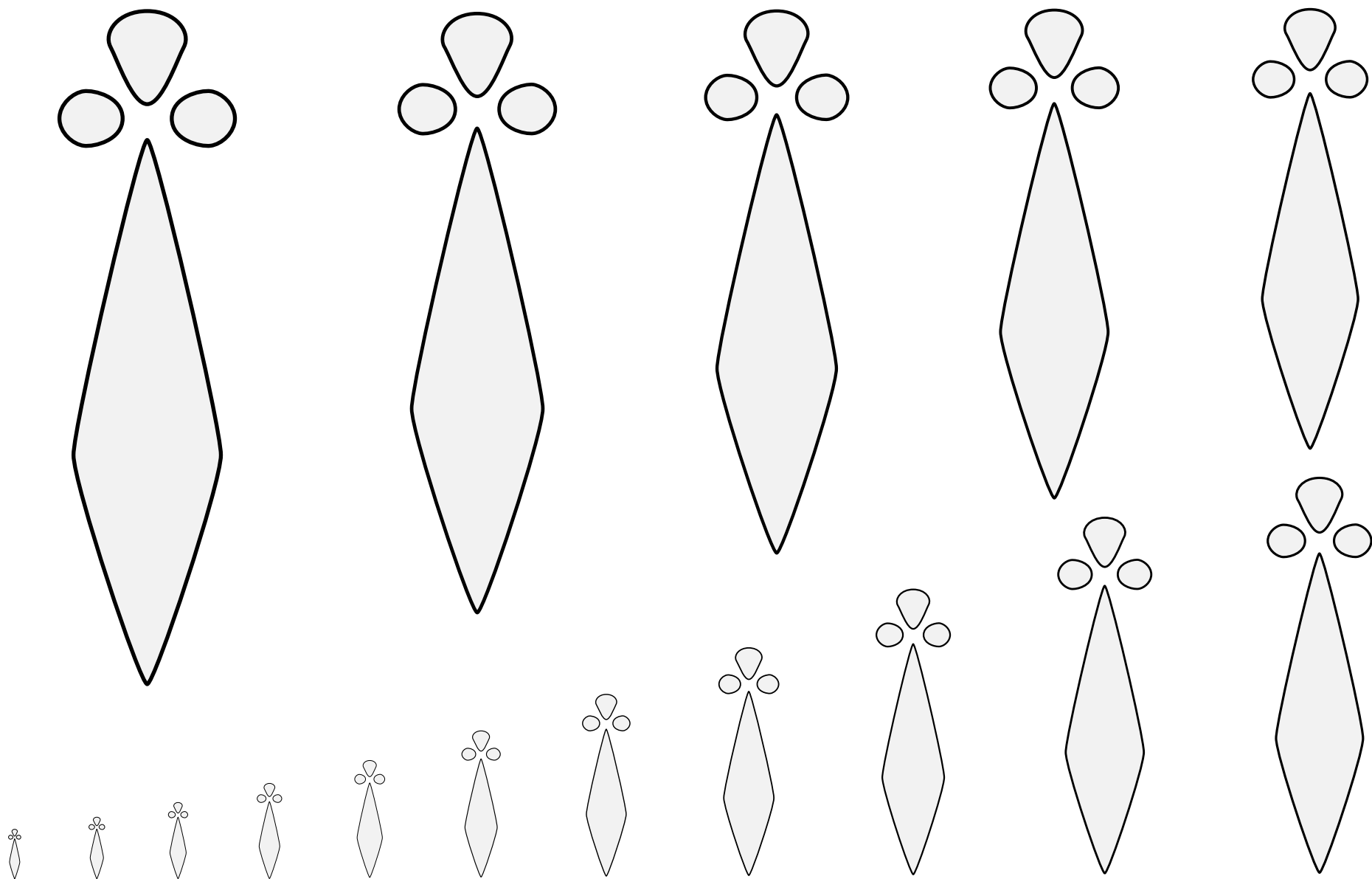
Ermine Spot (12) 🦉 5.214



A stylized ermine tail fastened with tacks.

Source: Viking Answer Lady SVG Images For Heraldry. Artist: Gunnvör silfrahárr.
 Adapted from Ortenburger Wappenbuch.


Ermine Spot (13)  5.215




A stylized ermine tail fastened with tacks.

Source: A Complete Guide to Heraldry. Artist: Graham Johnston.
Adapted by Mathghamhain Ua Ruadháin.

Ermine Spot (14) 5.216



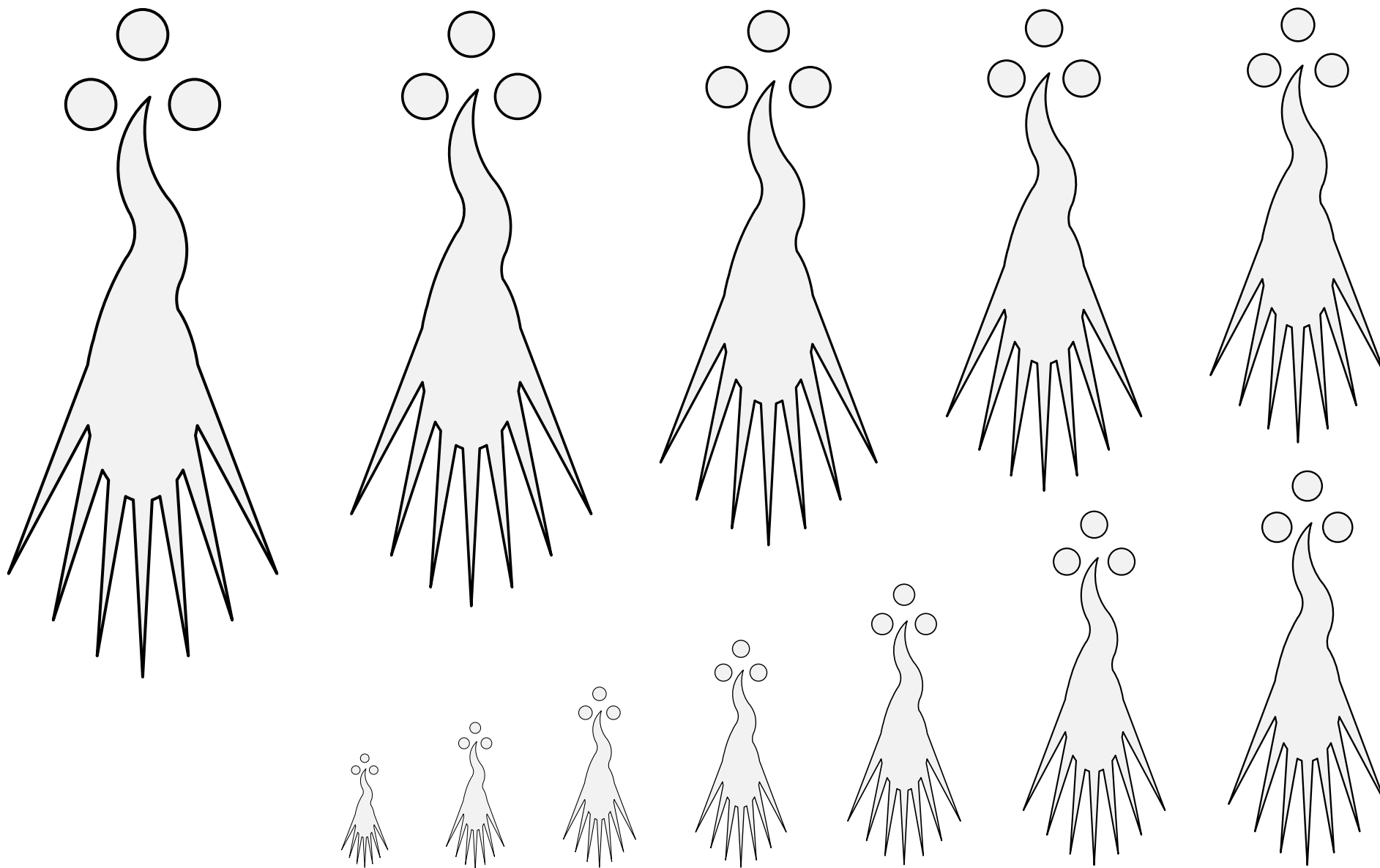
A stylized ermine tail fastened with tacks.



A stylized ermine tail fastened with tacks.

Source: Pennsic Traceable Art. Artist unknown.
Adapted by Mathghamhain Ua Ruadháin.

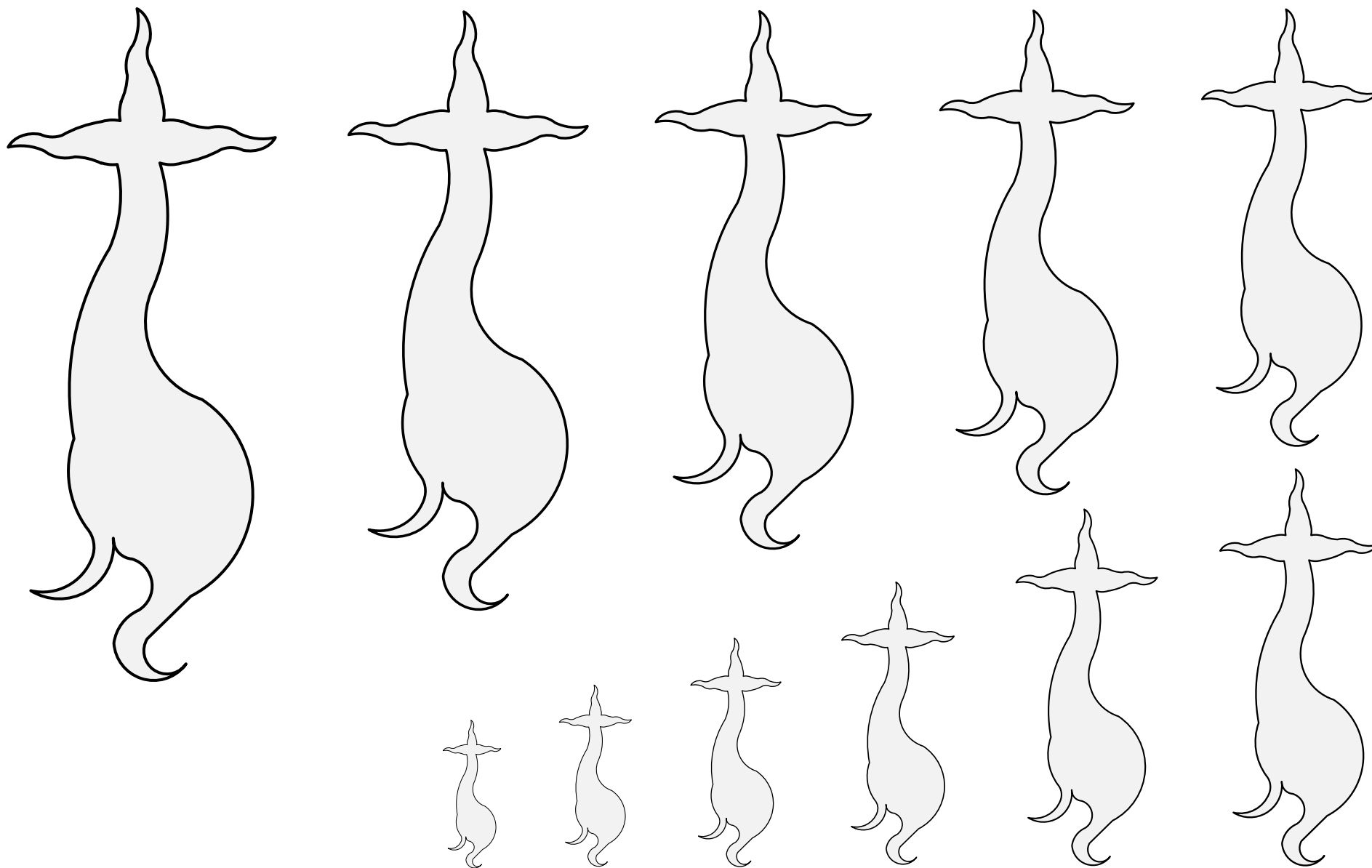
Ermine Spot (16) 🦉 5.218



A stylized ermine tail fastened with tacks.

Source: Viking Answer Lady SVG Images For Heraldry.
 Artist: Gunnvôr silfrhárr. Adapted from Insignia Anglica.


Ermine Spot (17) 🦁 5.219



A stylized ermine tail fastened with tacks.

Source: Viking Answer Lady SVG Images For Heraldry.
Artist: Gunnvôr silfrahárr. Adapted from Livro de Nobreza.

Ermine Spot (18) • 5.220




A stylized ermine tail fastened with tacks.

Source: Viking Answer Lady SVG Images For Heraldry.

Artist: Gunnvör silfrhárr.

Adapted from a German Wappenbuch circa 1500-1550.

Ermine Spot (19) 🦄 5.221



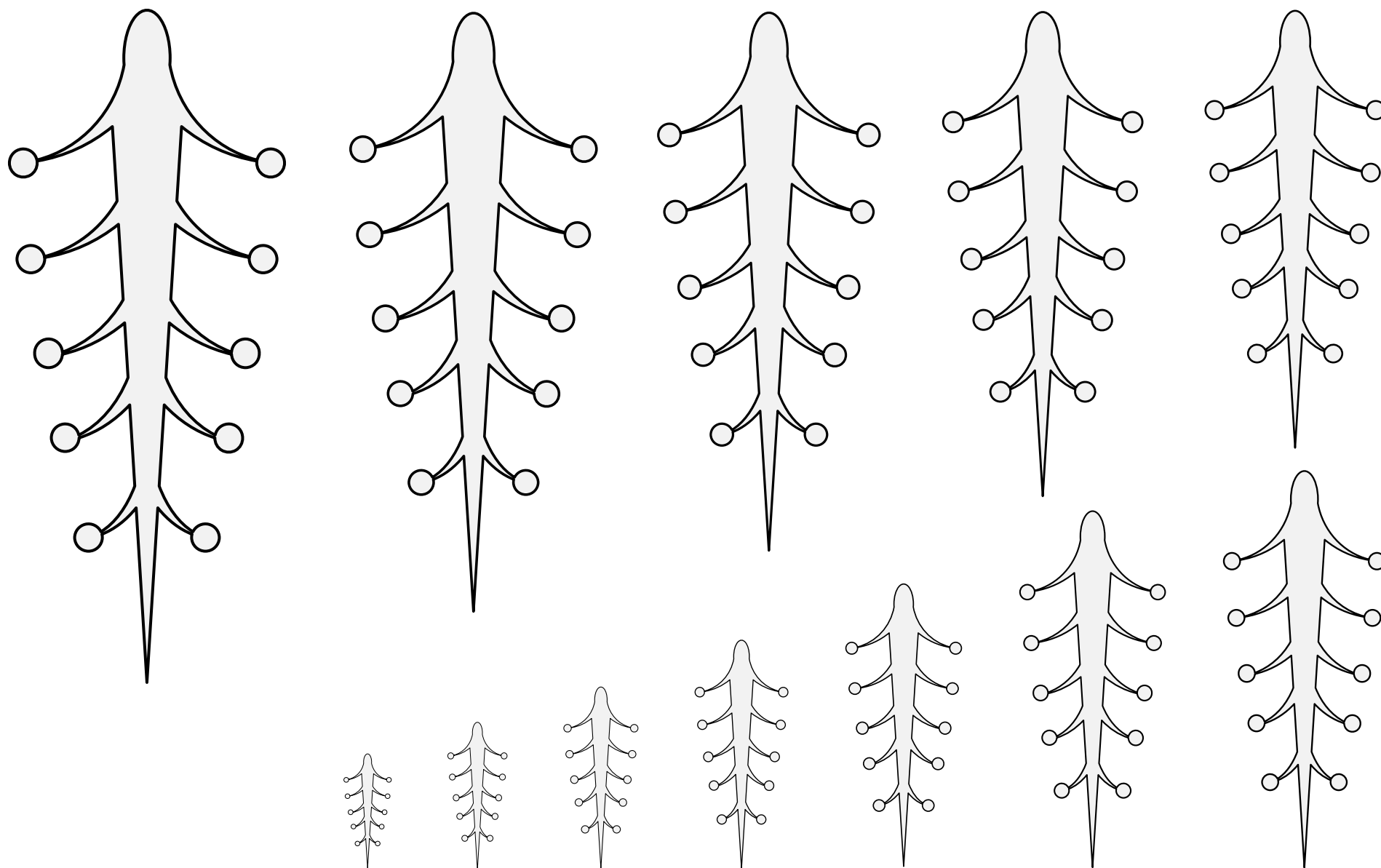
A stylized ermine tail fastened with tacks.

Source: Viking Answer Lady SVG Images For Heraldry.

Artist: Gunnvör silfrahárr.

Adapted from a German Wappenbuch circa 1500-1550.

Ermine Spot (20) 🦄 5.222




A stylized ermine tail fastened with tacks.

Source: Viking Answer Lady SVG Images For Heraldry.

Artist: Gunnvör silfrhárr.

Adapted from Bruderschaftsbuch des Jülich-Bergischen Hubertusordens.

Ermine Spot (21) 5.223




A stylized ermine tail fastened with tacks.

Source: Viking Answer Lady SVG Images For Heraldry.

Artist: Gunnvör silfrhárr.

Adapted from Insignia Neapolitanorum, Genuensium.


Ermine Spot (22) 5.224



A stylized ermine tail fastened with tacks.

Source: Viking Answer Lady SVG Images For Heraldry.
Artist: Gunnvôr silfrhárr. Adapted from Armas de los Condes.

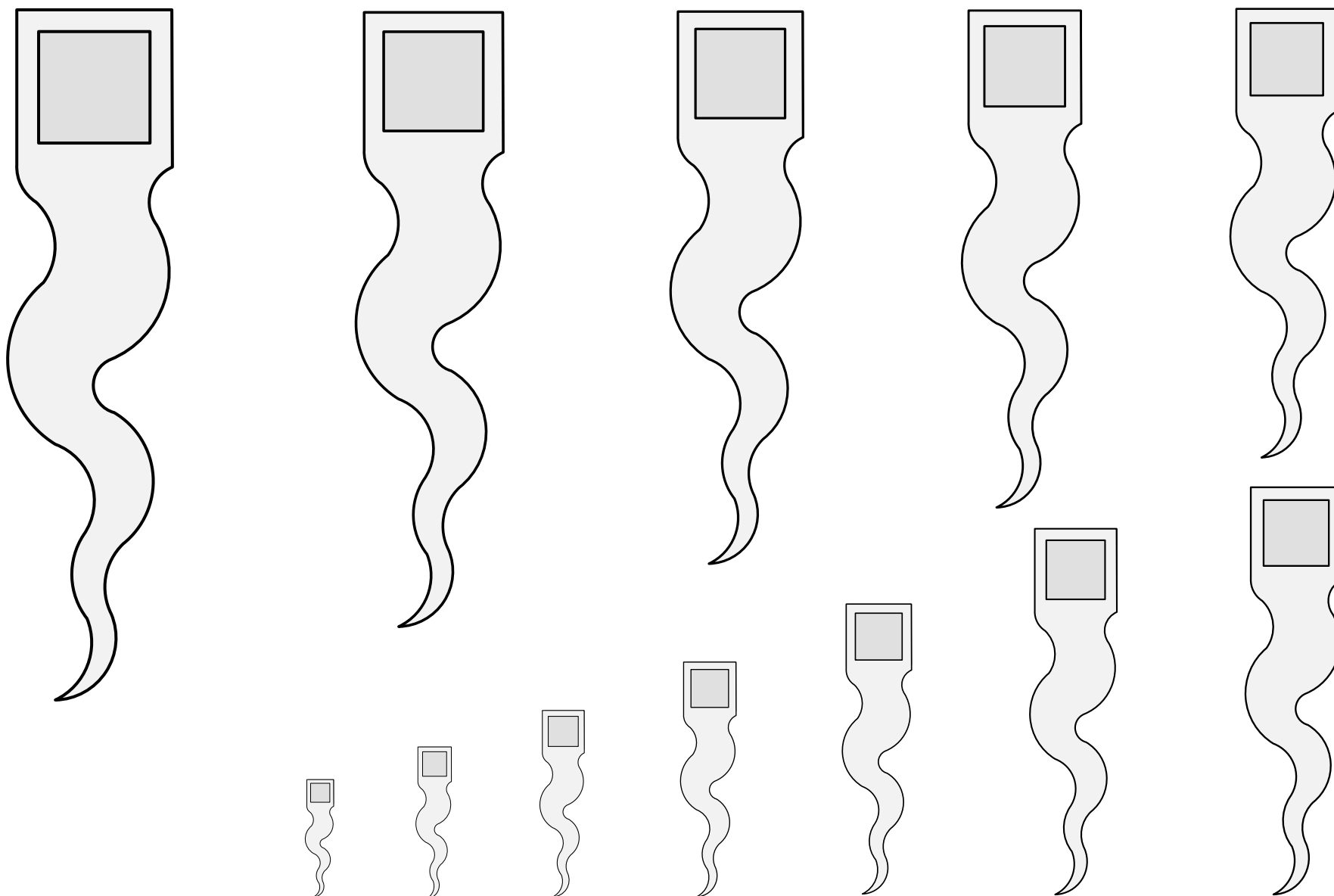
Ermine Spot (23) • 5.225



A stylized ermine tail fastened with tacks.

Source: Viking Answer Lady SVG Images For Heraldry.
Artist: Gunnvôr silfrhárr. Adapted from Insignia Anglica.

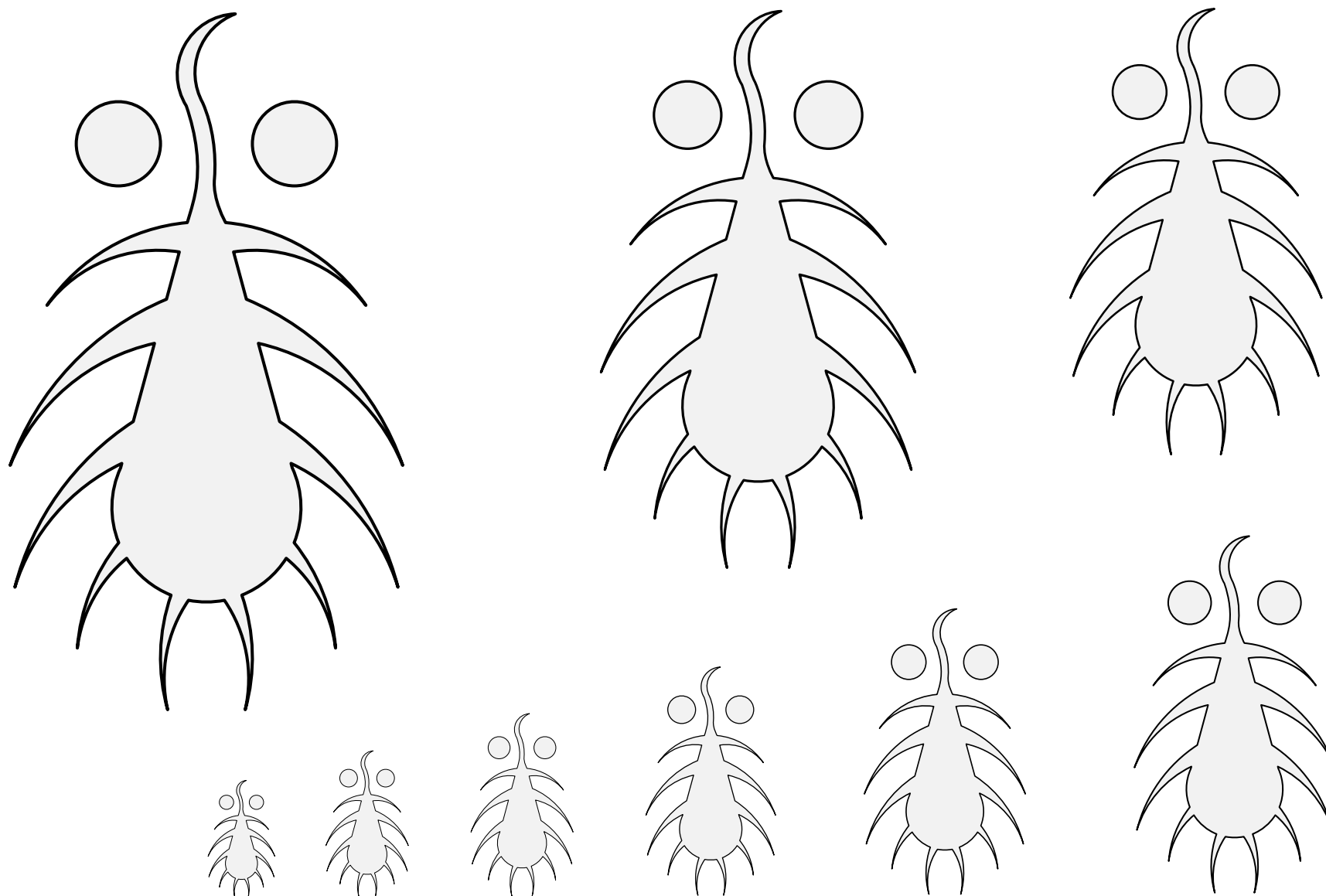
Ermine Spot (24) 5.226



A stylized ermine tail fastened with tacks.

Source: Viking Answer Lady SVG Images For Heraldry.
 Artist: Gunnvôr silfrhárr. Adapted from Ortenburger Wappenbuch.


Ermine Spot (25) 🦁 5.227



A stylized ermine tail fastened with tacks.

Source: Viking Answer Lady SVG Images For Heraldry.
Artist: Gunnvôr silfrahárr. Adapted from Armorial Le Breton.

Ermine Spot (26) 🦉 5.228




A stylized ermine tail fastened with tacks.

Source: Viking Answer Lady SVG Images For Heraldry.

Artist: Gunnvör silfrhárr.

Adapted from Sammlung von Wappen aus Verschiedenen.

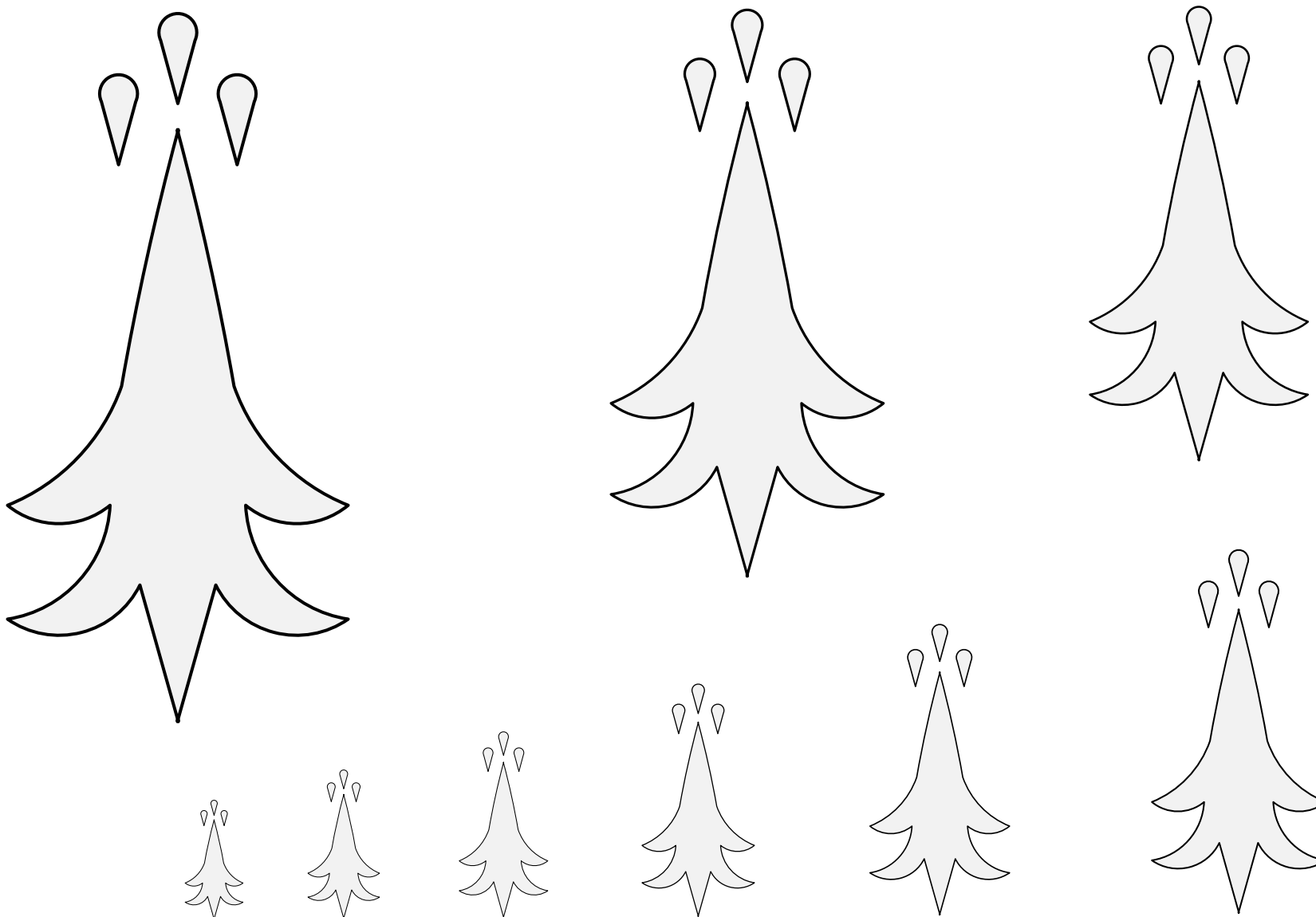
Ermine Spot (27) • 5.229



A stylized ermine tail fastened with tacks.

Source: Viking Answer Lady SVG Images For Heraldry.
Artist: Gunnvôr silfrhárr. Adapted from Wernigerode Armorial.

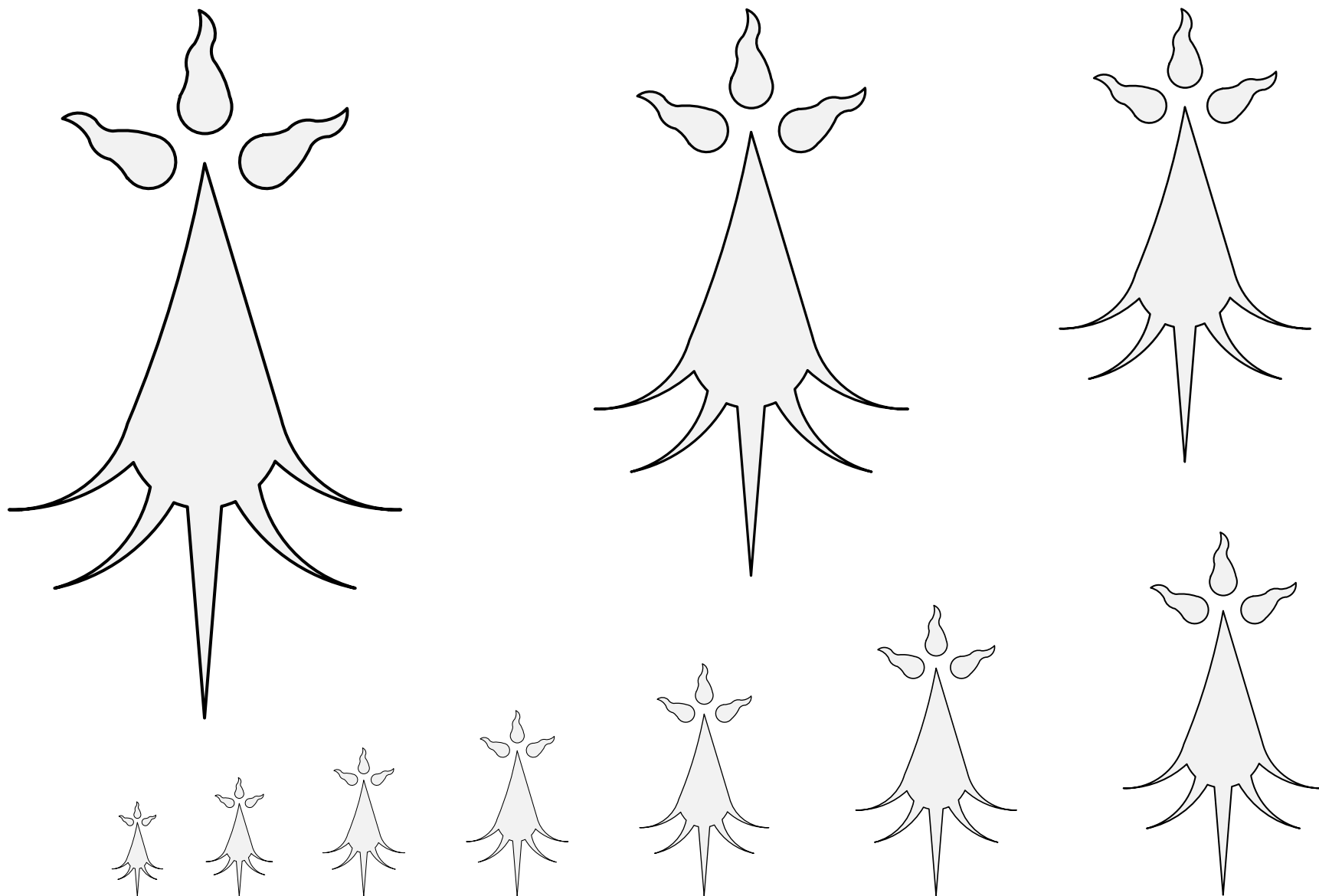
Ermine Spot (28) 🦉 5.230



A stylized ermine tail fastened with tacks.

Source: Viking Answer Lady SVG Images For Heraldry.
Artist: Gunnvôr silfrhárr. Adapted from Armorial Le Breton.

Ermine Spot (29) 🦁 5.231




A stylized ermine tail fastened with tacks.

Source: Viking Answer Lady SVG Images For Heraldry.

Artist: Gunnvör silfrhárr.

Adapted from Armorial et Traité d'Héraldique.

Ermine Spot (30)  5.232




A stylized ermine tail fastened with tacks.

Source: Viking Answer Lady SVG Images For Heraldry.

Artist: Gunnvör silfrhárr.

Adapted from Armorial de Gilles Le Bouvier.

Ermine Spot (31)  5.233

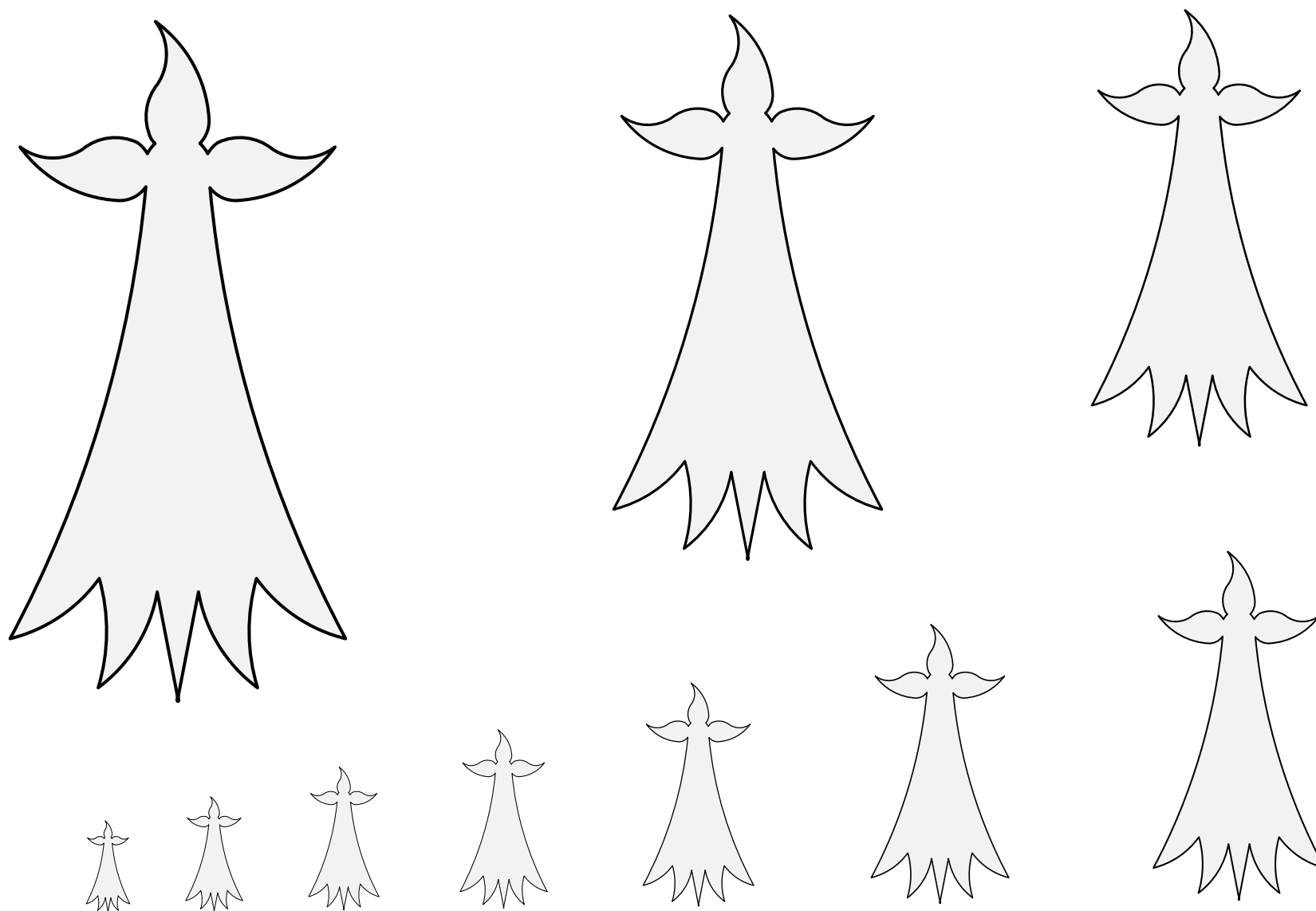


A stylized ermine tail fastened with tacks.

Source: Viking Answer Lady SVG Images For Heraldry.

Artist: Gunnvôr silfrhárr. Adapted from Armorial de Gilles Le Bouvier.

Ermine Spot (32) 🦉 5.234




A stylized ermine tail fastened with tacks.

Source: Viking Answer Lady SVG Images For Heraldry.

Artist: Gunnvör silfrhárr.

Adapted from Sammelband Mehrerer Wappenbücher.

Ermine Spot (33) 🦉 5.235




A stylized ermine tail fastened with tacks.

Source: Viking Answer Lady SVG Images For Heraldry.

Artist: Gunnvör silfrhárr.

Adapted from Armorial Le Breton.

Ermine Spot (34) • 5.236




A stylized ermine tail fastened with tacks.

Source: Viking Answer Lady SVG Images For Heraldry.

Artist: Gunnvör silfrhárr.

Adapted from Recueil d'Armoiries Coloriées.


Ermine Spot (35)  5.237



A stylized ermine tail fastened with tacks.

Source: Viking Answer Lady SVG Images For Heraldry. Artist: Gunnvôr silfrhárr.
Adapted from Bruderschaftsbuch des Jülich-Bergischen Hubertusordens.


Ermine Spot (36)  **5.238**



A stylized ermine tail fastened with tacks.

Source: Viking Answer Lady SVG Images For Heraldry. Artist: Gunnvör silfrahárr.
Adapted from Wappen besonders von deutschen Geschlechtern.


Ermine Spot (37) 🦁 5.239



A stylized ermine tail fastened with tacks.

Source: Viking Answer Lady SVG Images For Heraldry.
Artist: Gunnvôr silfrhárr. Adapted from Wernigerode Armorial.


Ermine Spot (38) • 5.240



A stylized ermine tail fastened with tacks.

Source: Viking Answer Lady SVG Images For Heraldry.
Artist: Gunnvör silfrhárr. Adapted from Wernigerode Armorial.

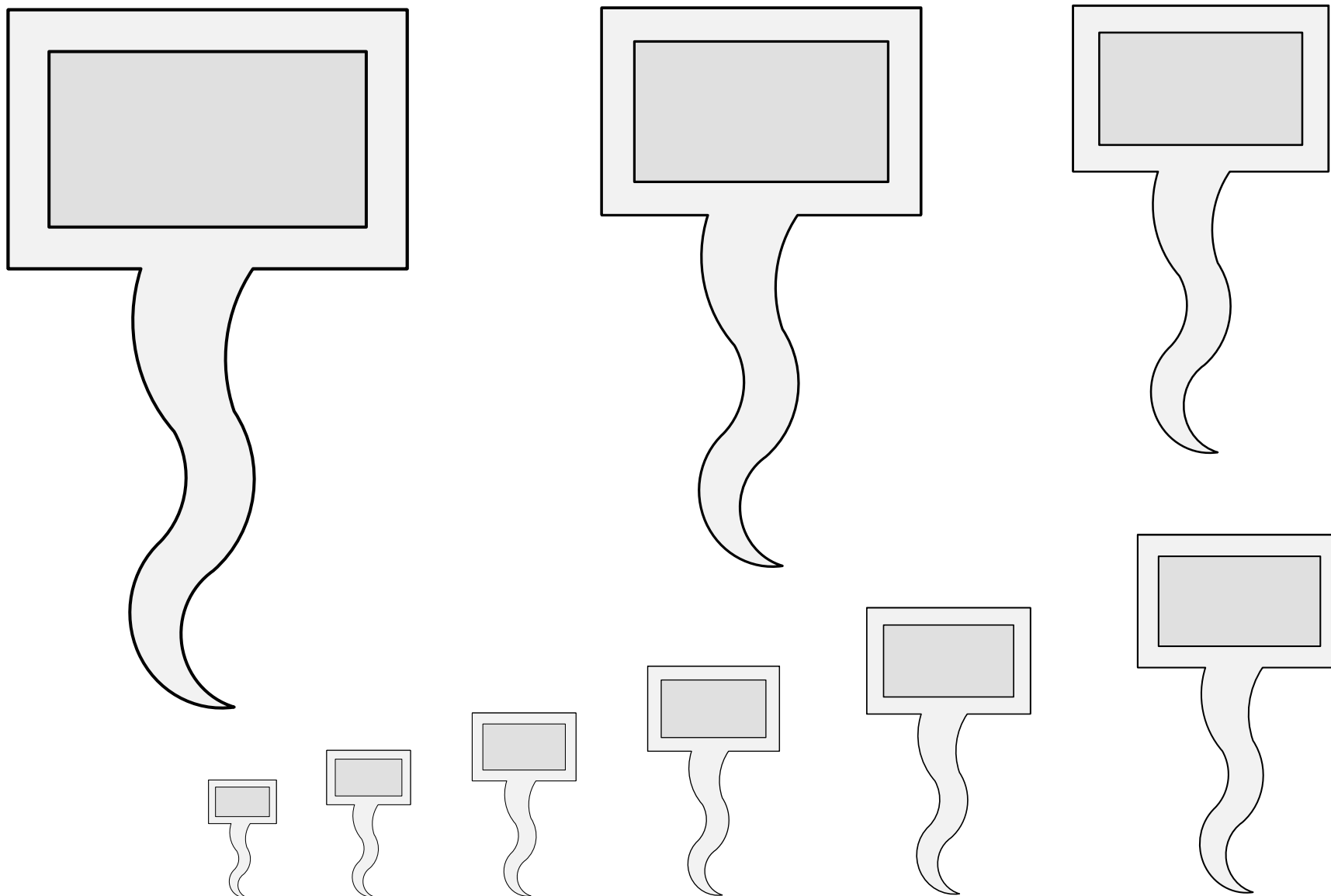
Ermine Spot (39) 🐉 5.241



A stylized ermine tail fastened with tacks.

Source: Viking Answer Lady SVG Images For Heraldry.
Artist: Gunnvôr silfrhárr. Adapted from Wernigerode Armorial.

Ermine Spot (40) 🐉 5.242




A stylized ermine tail fastened with tacks.

Source: Viking Answer Lady SVG Images For Heraldry.

Artist: Gunnvör silfrhárr.

Adapted from Wappenbuch Conrads von Grünenberg.

Ermine Spot (41) 🦉 5.243



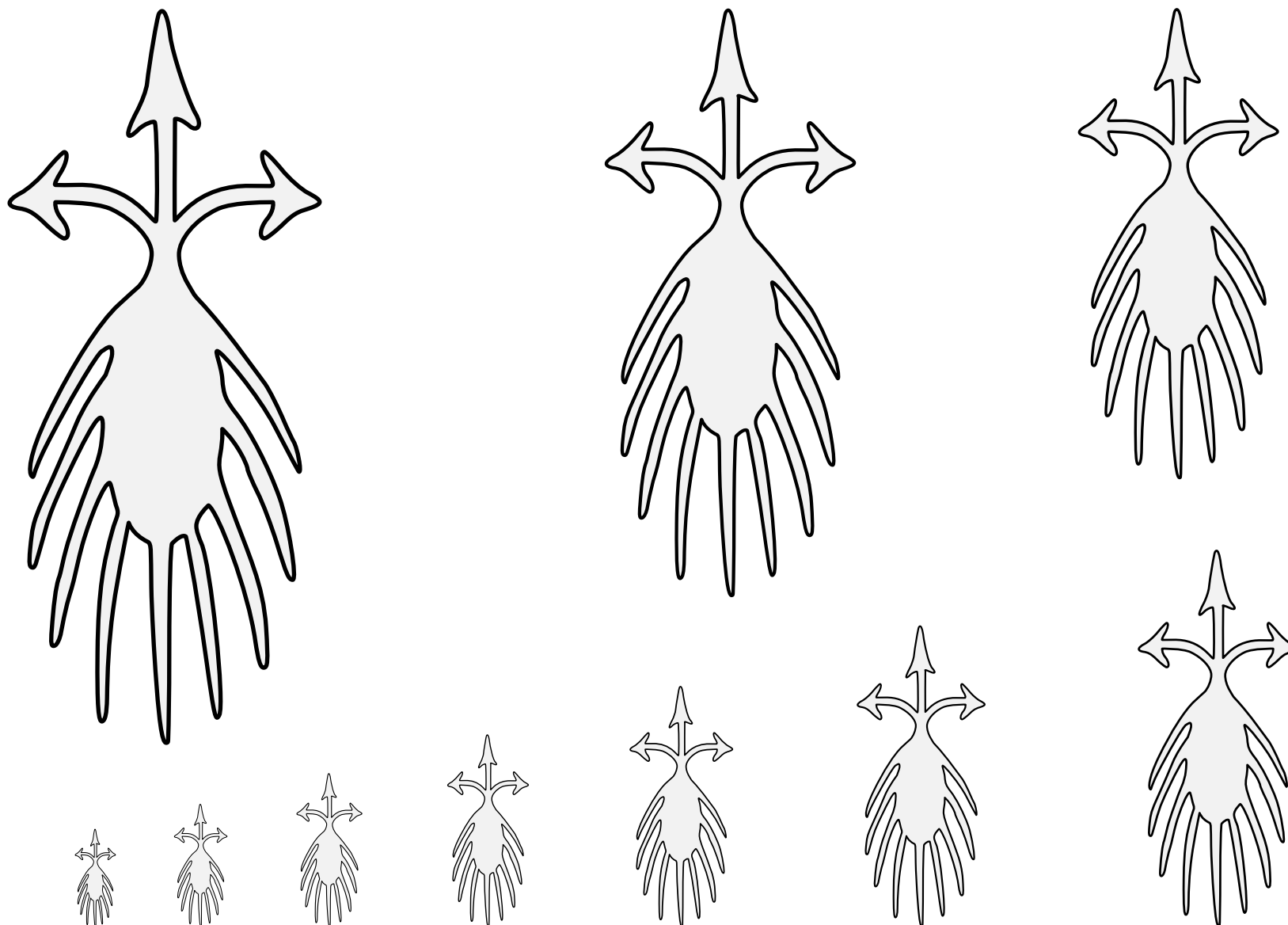
A stylized ermine tail fastened with tacks.

Source: Viking Answer Lady SVG Images For Heraldry.

Artist: Gunnvör silfrhárr.

Adapted from a German Wappenbuch circa 1500-1550.

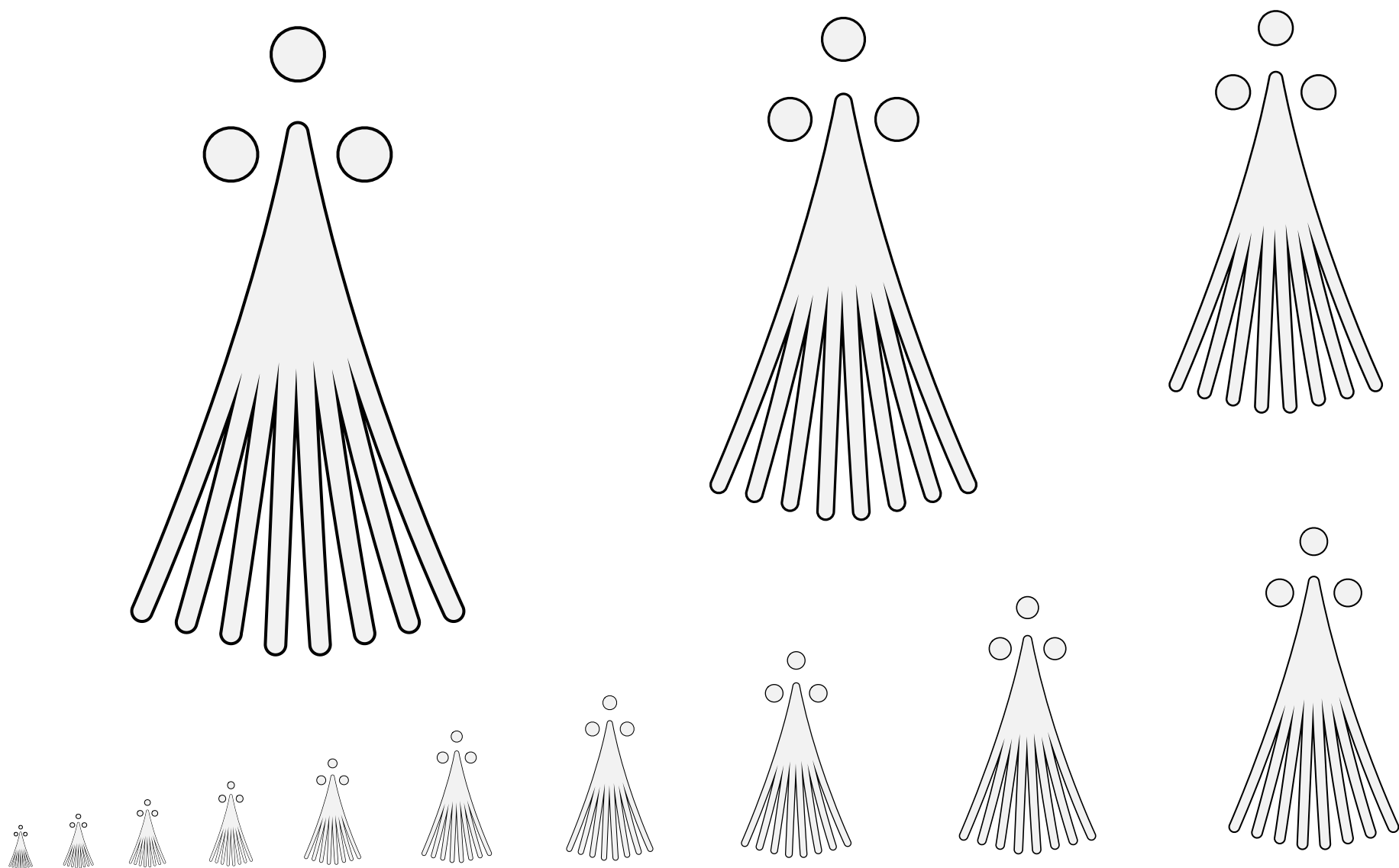
Ermine Spot (42) 🦉 5.244



A stylized ermine tail fastened with tacks.

Source: Two Tudor Books of Arms. Artist: Robert Cooke. (From page 37.)


Ermine Spot (43) • 5.245



A stylized ermine tail fastened with tacks.

Source: Funeral Arms and Commissions for Visitations.
Artist unknown. (Page 110.)


Ermine Spot (44) 🦉 5.246



A stylized ermine tail fastened with tacks.

Source: Viking Answer Lady SVG Images For Heraldry. Artist: Gunnvör silfrahárr.
Adapted from Insignia Anglica.

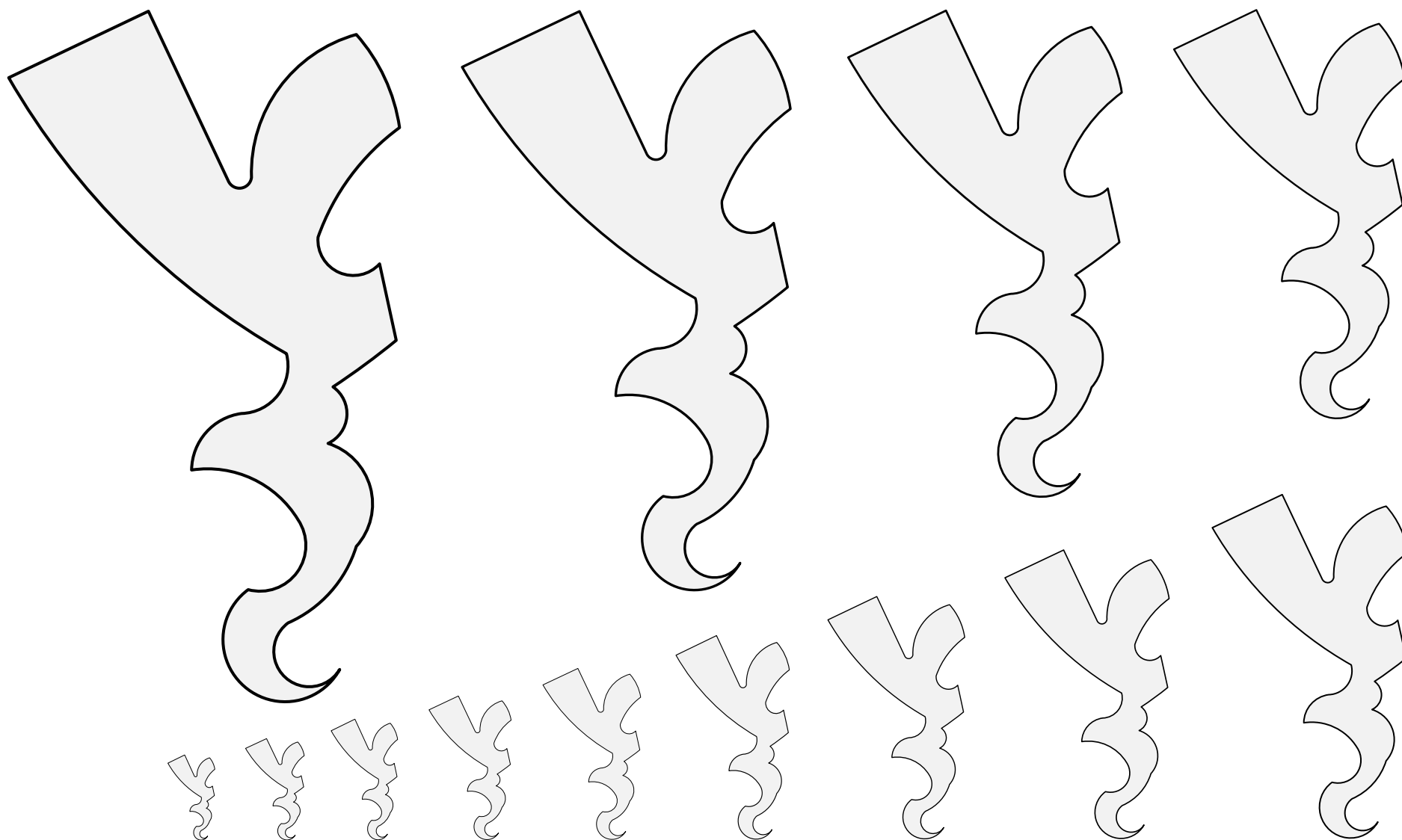
Ermine Spot (45)  **5.247**



A stylized ermine tail fastened with tacks.

Source: Viking Answer Lady SVG Images For Heraldry. Artist: Gunnvôr silfrahárr.
Adapted from a German Wappenbuch circa 1500-1550.

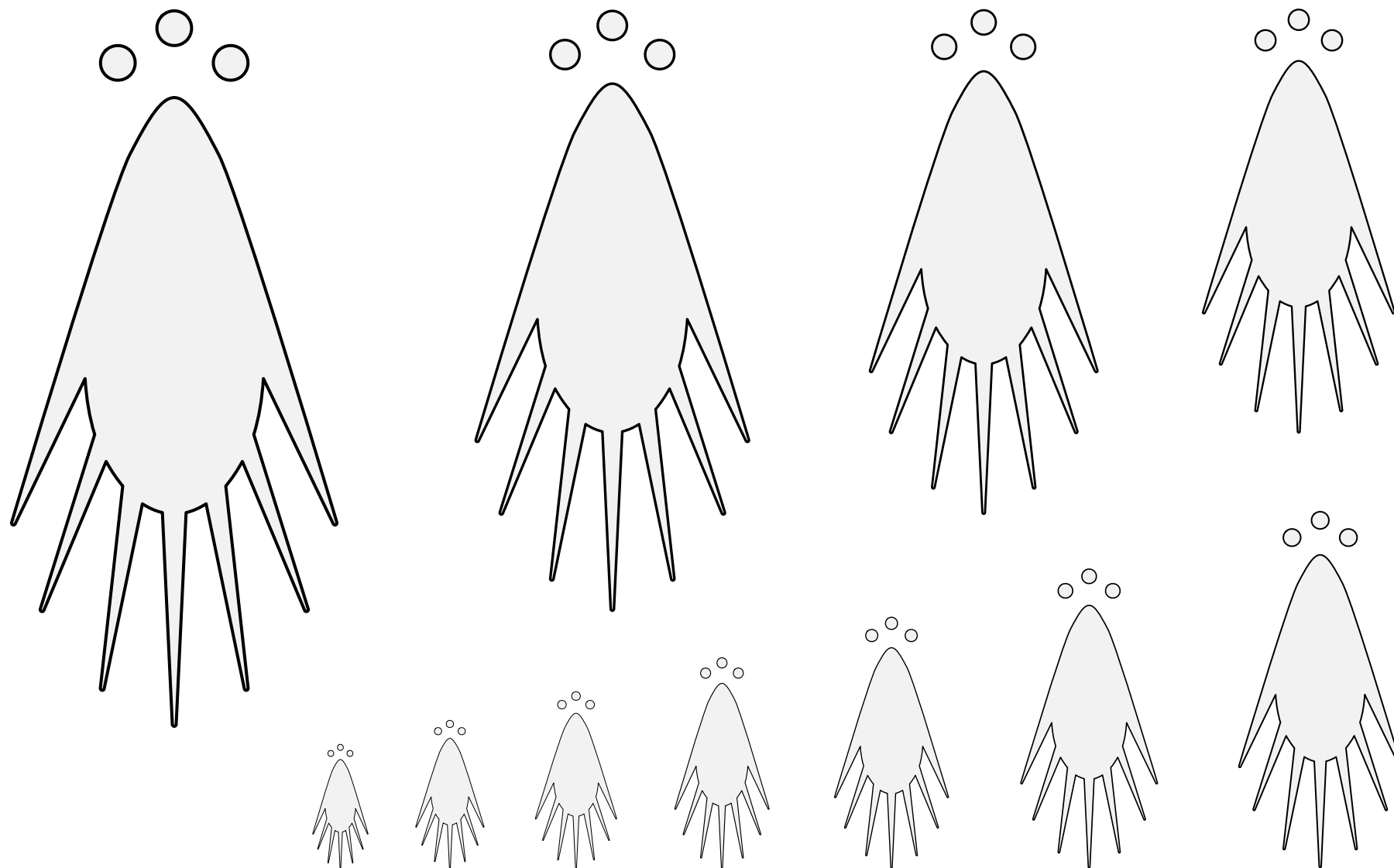
Ermine Spot (46) 🦁 5.248



A stylized ermine tail fastened with tacks.

Source: Viking Answer Lady SVG Images For Heraldry. Artist: Gunnvör silfrhárr.
Adapted from Wernigerode Armorial.


Ermine Spot (47) 🦁 5.249



A stylized ermine tail fastened with tacks.

Source: Queens College MS 72. Artist unknown. (Folio 47v.)


Ermine Spot (48) 5.250



A stylized ermine tail fastened with tacks.

Source: Wapenboek van Gent. Artist: Vander Schelden. (Volume 1, page 79.)


Ermine Spot (49) • 5.251



A stylized ermine tail fastened with tacks.


Source: Wikimedia Commons. Artist: Arch from Wikimedia.

Ermine Spot (50) 🦉 5.252



Four ermine spots arranged in a cross.

Ermine Spots, Cross Of Four (1) 5.253




Four ermine spots arranged in a cross.

Default orientation: crosswise. No proper coloration.

Source: Viking Answer Lady SVG Images For
Heralds. Artist: Gunnvôr silfrahárr.

Ermine Spots, Cross Of Four (2) 🐉 5.254

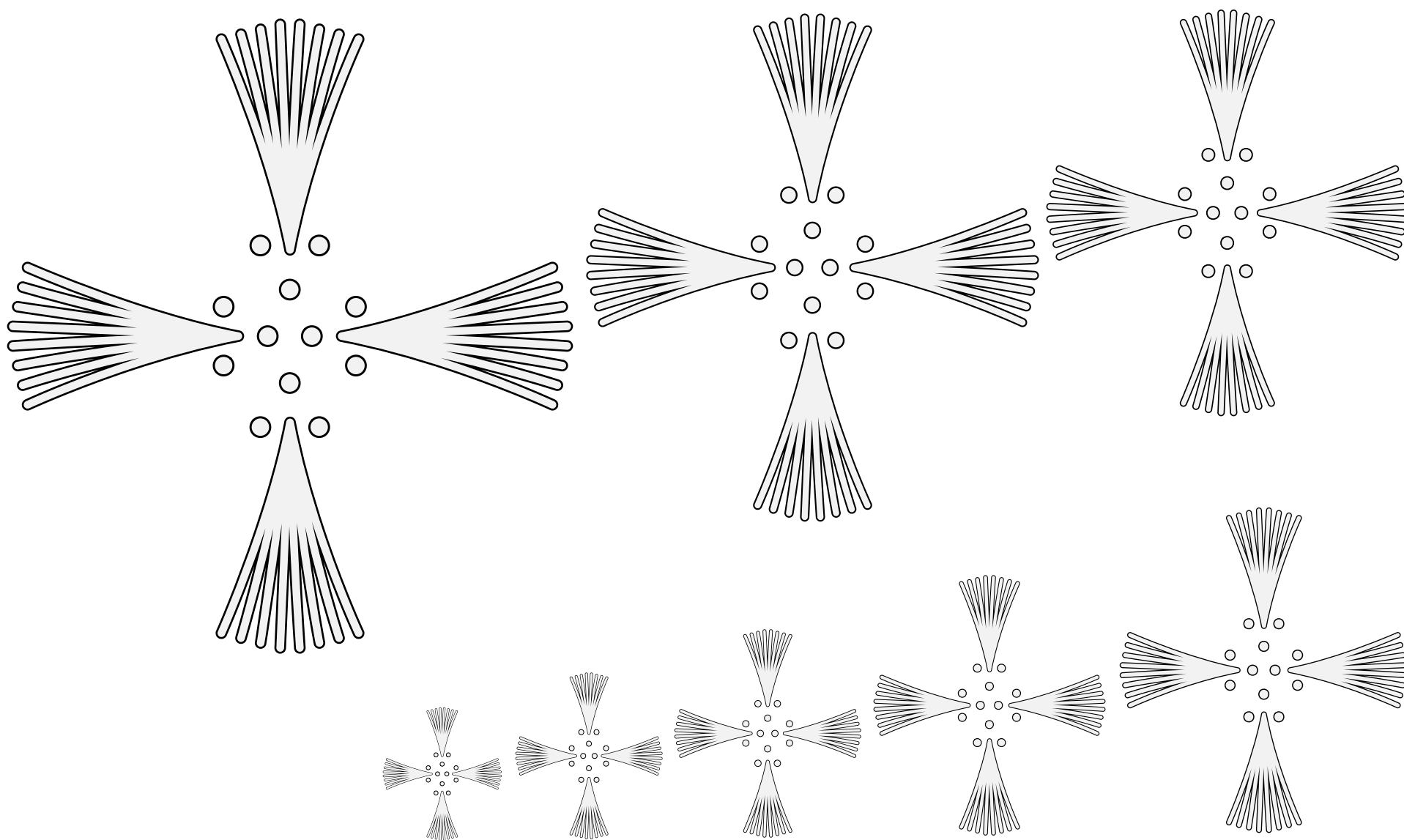


Four ermine spots arranged in a cross.

Default orientation: crosswise. No proper coloration.

Source: Boke of Saint Albans. Artist unknown.

Ermine Spots, Cross Of Four (3) 🦁 5.255

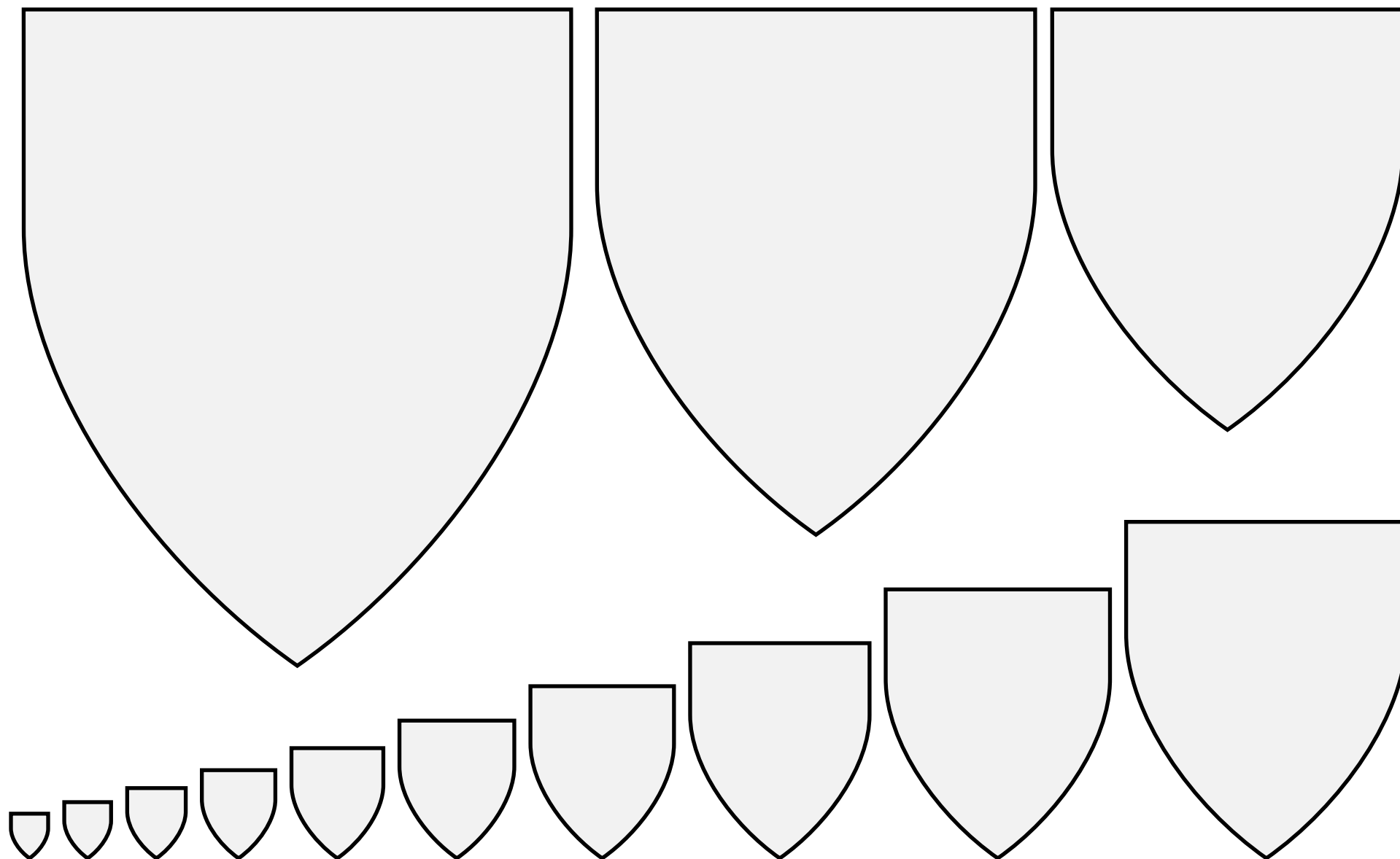


Four ermine spots arranged in a cross.









Default orientation: crosswise. No proper coloration.

Source: Funeral Arms and Commissions for Visitations. Artist unknown. (Page 110.)

Ermine Spots, Cross Of Four (4) 🦉 5.256



A “heater-shaped” shield.




A cross and saltire nowy.

Default orientation: one arm to chief. No proper coloration.

Typically shown with ends fleury, as here.

Source: Viking Answer Lady SVG Images For Heraldists. Artist: Gunnvôr silfrahárr.

Escarbuncle (1) 🦁 5.258




A cross and saltire nowy.

Default orientation: one arm to chief. No proper coloration.

Typically shown with ends fleury, as here.

Source: Wappenbuch der Arlberg-Bruderschaft. Artist: Vigil Raber. (Folio 42.)

Escarbuncle (2) 🦉 5.259




A cross and saltire nowy.

Default orientation: one arm to chief. No proper coloration.

Typically shown with ends fleury, as here.

Source: Le Blason Des Armoiries. Artist: Jérôme de Bara. (Page 54.)

Escarbuncle (3) 5.260



A cross and saltire nowy.

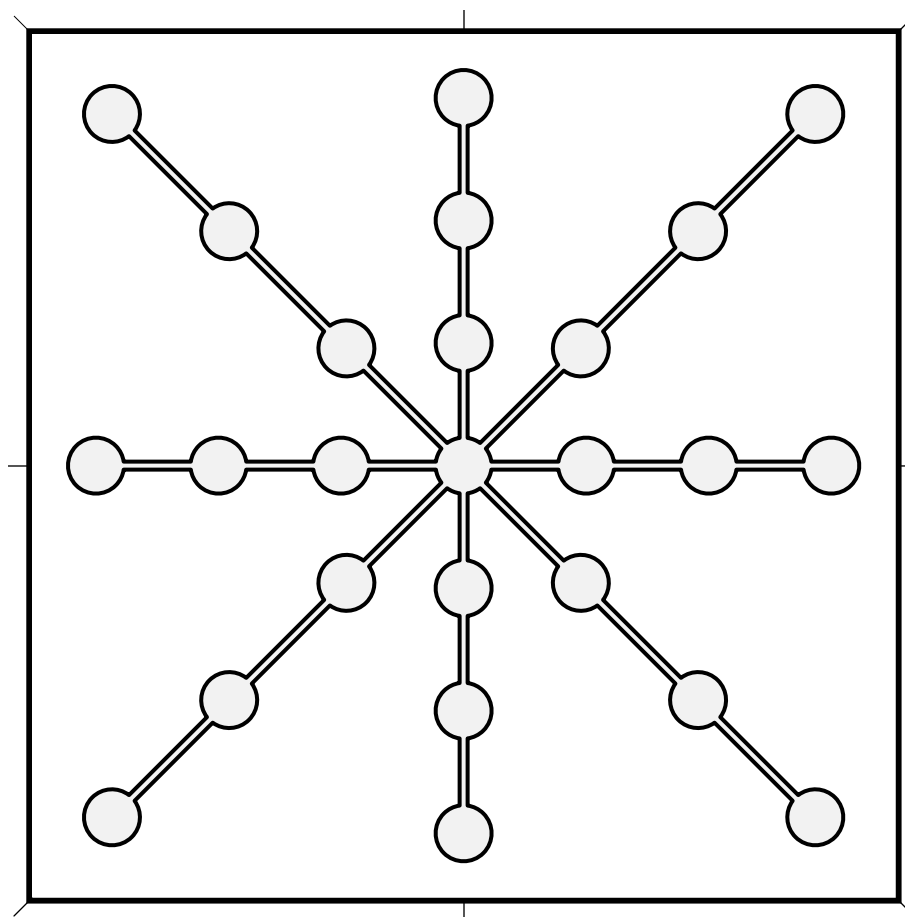
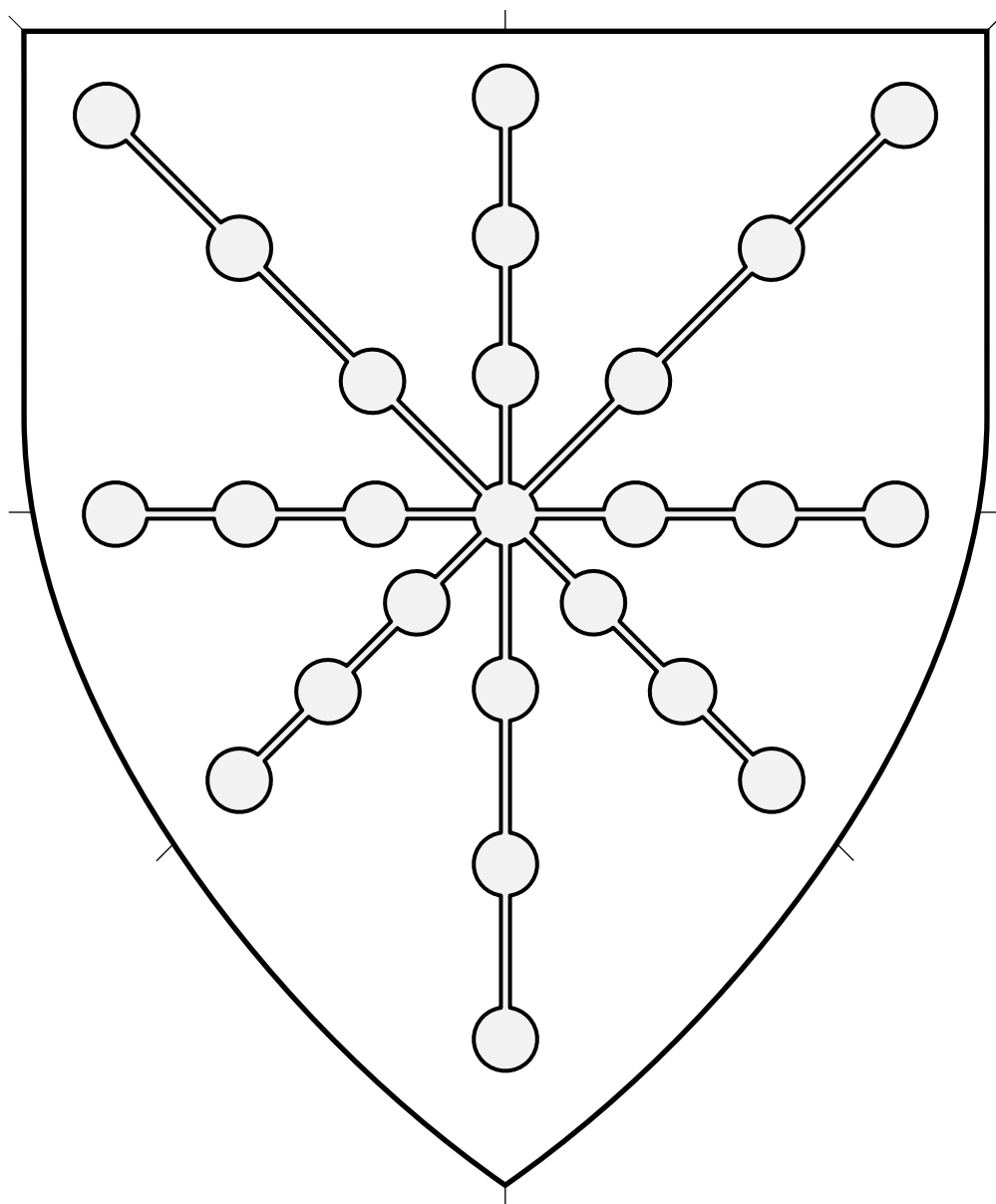
Default orientation: one arm to chief. No proper coloration.

Typically shown with ends fleury, as here.

Source: Insegne di Vari Principi et Case Illustri d'Italia.

Artist: Giacomo Fontana. (Page 7, ancient arms of Gascony.)

Escarbuncle (4) • 5.261




A cross and saltire nowy.

Default orientation: one arm to chief. No proper coloration.

Source: Le second volume de la premiere partye du blason d'armoiries. Artist unknown. (Folio 123v.)

Escarbuncle (5) 🦉 5.262




A cross and saltire nowy.

Default orientation: one arm to chief. No proper coloration.

Typically shown with ends fleury, as here.

Source: Lambeth MS774. Artist unknown. (Folio 59r.)

Escarbuncle (6) 🦉 **5.263**




A cross and saltire nowy.

Default orientation: one arm to chief. No proper coloration.

Typically shown with ends fleury, as here.

Source: The Art of Heraldry. Artist unknown.

Escarbuncle (7) • 5.264




A cross and saltire nowy.

Default orientation: one arm to chief. No proper coloration.

Typically shown with ends fleury, as here.

Artist: Ilzolende.

Escarbuncle (8)  **5.265**




A cross and saltire nowy.

Default orientation: one arm to chief. No proper coloration.

Typically shown with ends fleury, as here.

Artist: Ilzolende.

Escarbuncle (9) 🦉 5.266





A modified escarbuncle with only six arms instead of the default eight.

Default orientation: one arm to chief. No proper coloration.

Sometimes used to represent a snowflake, which is not a registrable charge as the form of snowflakes was not discovered until the post-period invention of more powerful lenses.

Source: Viking Answer Lady SVG Images For Heraldists. Artist: Gunnvôr silfrahárr. Adapted by Mathghamhain Ua Ruadháin.



Escarbuncle of 6 Points 5.267



A lattice of interlaced bends and bends sinister.

Source: A Complete Guide to Heraldry. Artist: Graham Johnston.
Adapted by Mathghamhain Ua Ruadháin.


Fret (1) 5.268



A lattice of interlaced bends and bends sinister.

Artist: Vémundr Syvursson. Adapted by Mathghamhain Ua Ruadháin.

Fret (2) 🐉 5.269




A lattice of interlaced bends and bends sinister.

A fret throughout is similar, but the four arms extend to the edge of the field.

Source: A Complete Guide to Heraldry. Artist: Graham Johnston.
Adapted by Mathghamhain Ua Ruadháin.

Fret Couped (1) 5.270





A lattice of interlaced bends and bends sinister.

A fret throughout is similar, but the four arms extend to the edge of the field.

Source: Viking Answer Lady SVG Images For Heraldry. Artist: Gunnvôr silfrhárr.

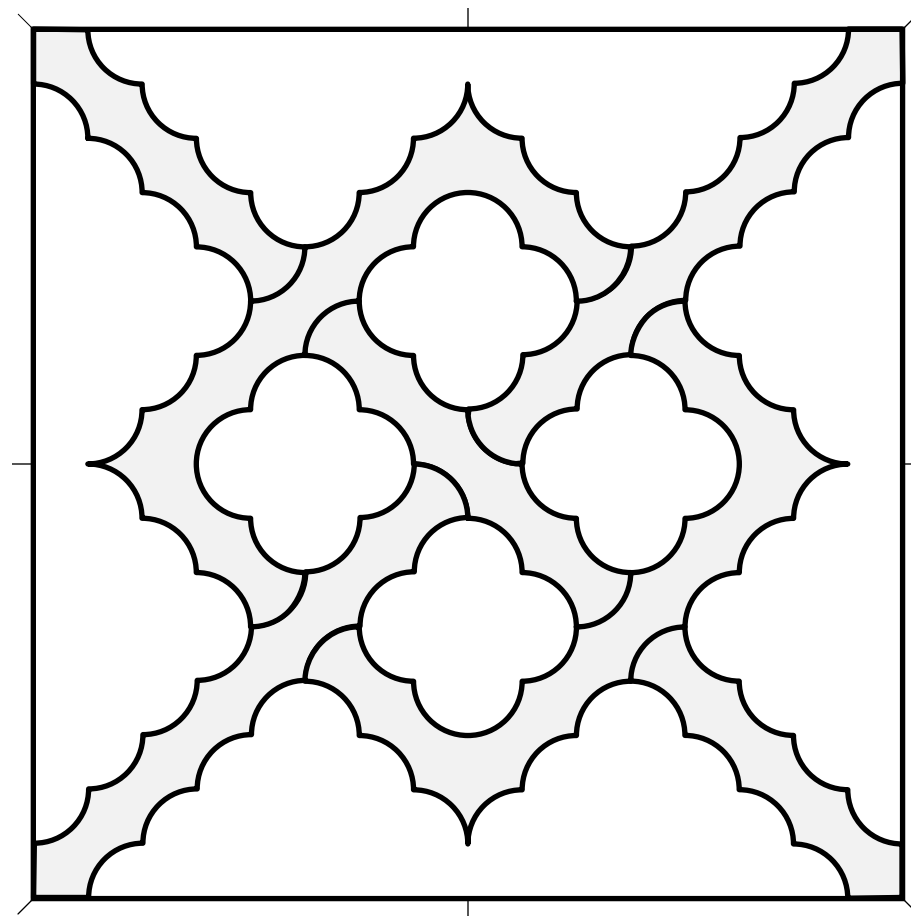

Fret Couped (2) 5.271



A lattice of interlaced bends and bends sinister.

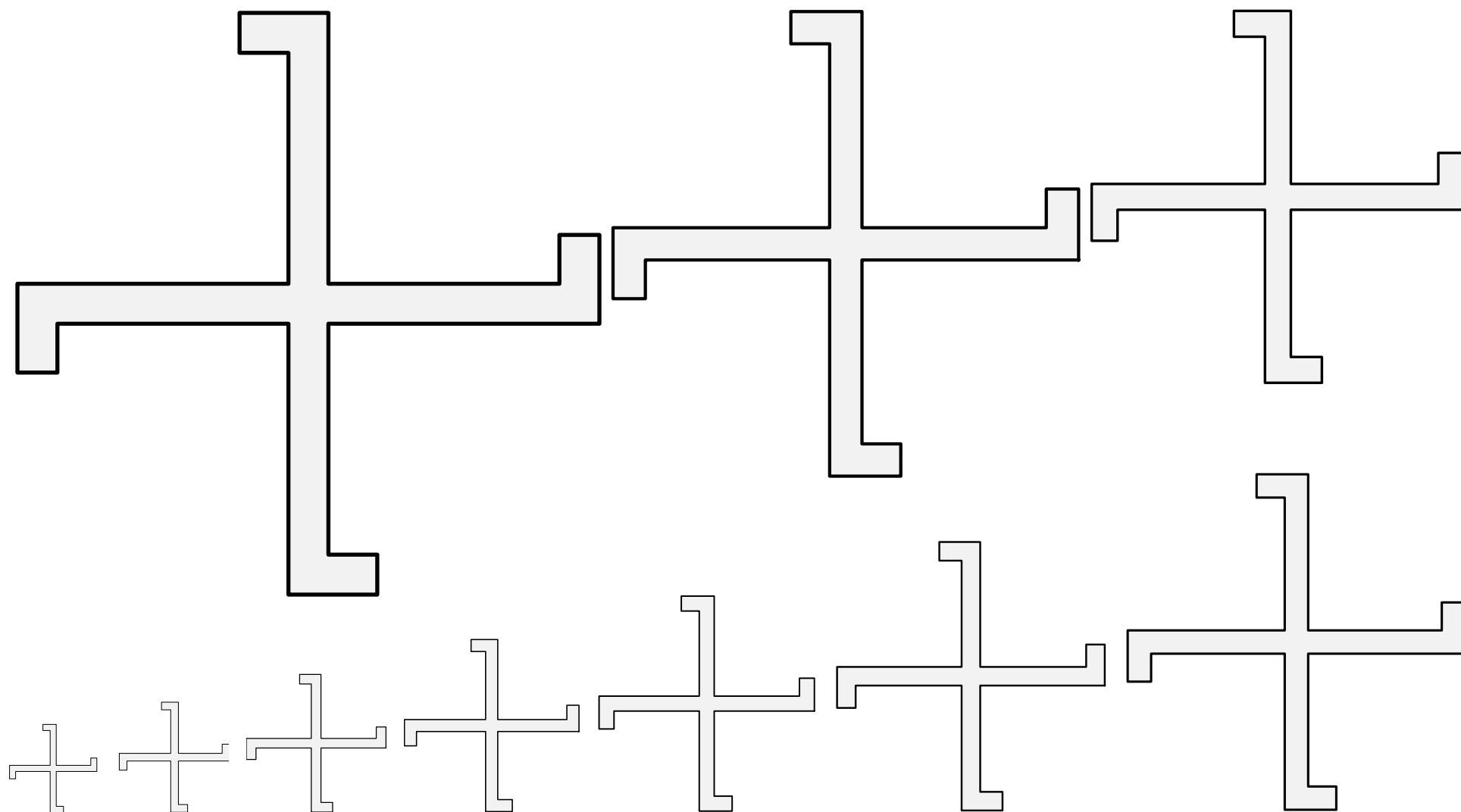
Source: Guillim's Display of Heraldry. Artist: Unknown.

Fret Engrailed (1) 5.272



A lattice of interlaced bends and bends sinister.

Fret Engrailed (2) • 5.273




A cross with a squarish tail added to each arm.

This charge is not registrable due to its association with the swastika emblem of the Nazi party and related white-supremacist movements.


Default orientation: crosswise. No proper coloration.

Source: Wappenbuch der Arlberg-Bruderschaft. Artist: Vigil Raber. (Page 836.)



A symbolic version of the human heart.
Default posture: point to base. No proper coloration.

Heart (1) ♣ 5.275




A symbolic version of the human heart.

Default posture: point to base. No proper coloration.

Source: Viking Answer Lady SVG Images For Heraldry. Artist: Gunnvôr silfráðarr.

Heart (2) 🦁 5.276




A symbolic version of the human heart.

Default posture: point to base. No proper coloration.

Source: Viking Answer Lady SVG Images For Heraldry. Artist: Gunnvôr silfrahárr.

Heart (3) ♠ 5.277




A symbolic version of the human heart.

Default posture: point to base. No proper coloration.


Source: Pennsic Traceable Art. Artist: Unknown.

Heart (4) 5.278




A symbolic version of the human heart.
Default posture: point to base. No proper coloration.
Artist: Elionora inghean Ui Cheallaigh.

Heart (5) 🦉 5.279



A symbolic version of the human heart.
Default posture: point to base. No proper coloration.

Heart (6) ♣ 5.280




A symbolic version of the human heart.

Default posture: point to base. No proper coloration.

Source: Wappenbuch der Arlberg-Bruderschaft.

Artist: Vigil Raber. (Page 129.)

Heart (7) ♣ 5.281




A symbolic version of the human heart.

Default posture: point to base. No proper coloration.

Source: WappenWiki. Artist: Joakim Spuller. Adapted by Finellach.

Heart (8) ♣ 5.282




A symbolic version of the human heart.

Default posture: point to base. No proper coloration.

Source: Stemmario Trivulziano. Artist: Gian Antonio da Tradate. (Page 132, arms of Dogles.)

Heart (9) ♣ 5.283




A symbolic version of the human heart.

Default posture: point to base. No proper coloration.

Source: Des Kaiserlichen Kammergerichts zu Speier Kammerrichter. Artist unknown. (Folio 13r.)

Heart (10) 🦉 5.284




A symbolic version of the human heart.

Default posture: point to base. No proper coloration.

Source: Insignia Urbium Italiae Septentrionalis. Artist unknown. (Folio 14r.)

Heart (11) ♣ 5.285




A symbolic version of the human heart.

Default posture: point to base. No proper coloration.

Source: Sammlung von Wappen aus Verschiedenen. Artist unknown. (Page 270.)

Heart (12) 🦉 5.286




A symbolic version of the human heart.

Default posture: point to base. No proper coloration.

This version sporting a gout of flame is sometimes used as a symbol of Jesus's love.

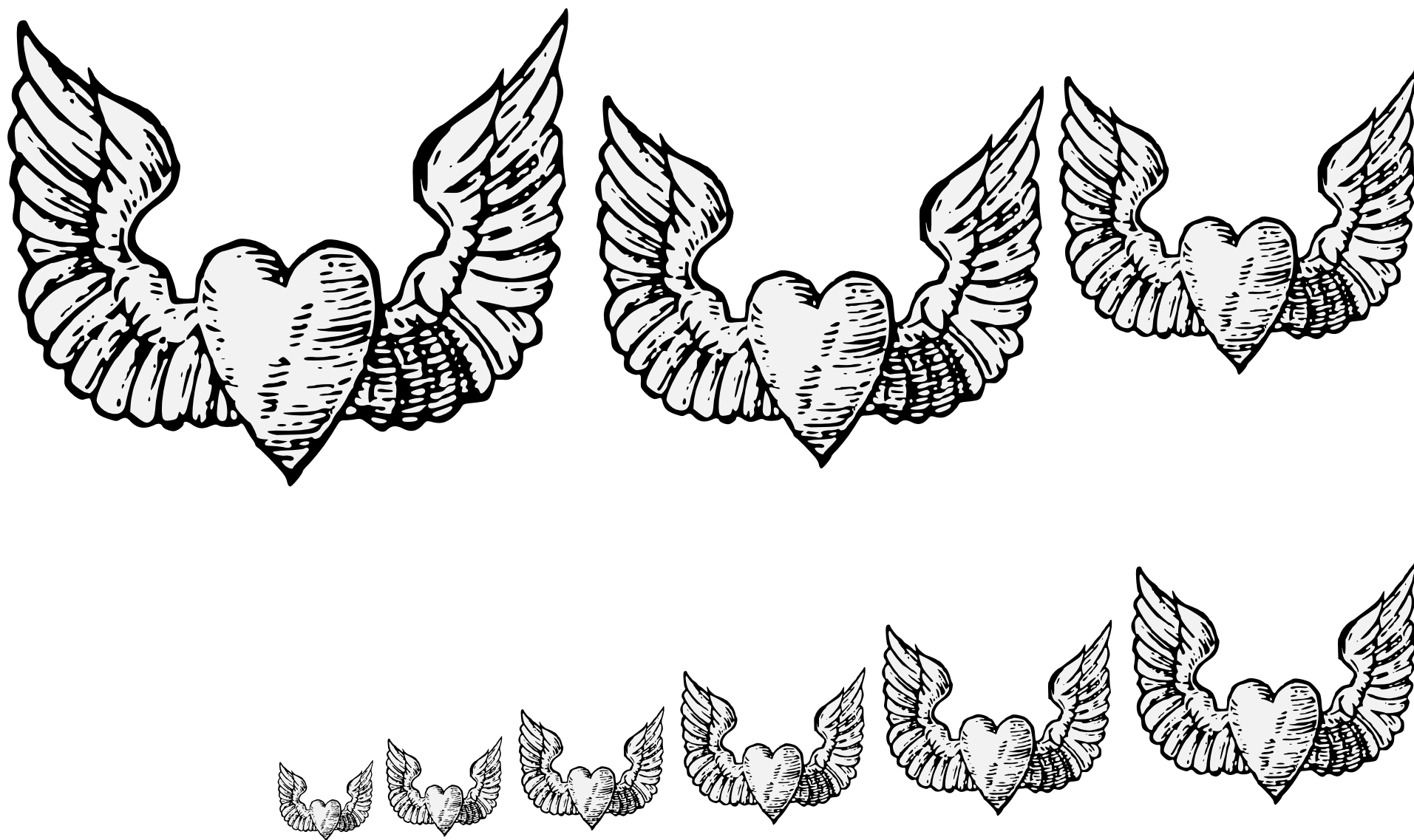
Source: Devises et Emblemes Anciennes & Modernes.
(Page 12.) Artist: Unknown.

Heart Enflamed to Chief ♣ 5.287



A symbolic version of the human heart.
Default posture: point to base. No proper coloration.

Heart Voided 🦉 5.288



A symbolic version of the human heart.

Source: Guillim's Display of Heraldry. Artist unknown.

Heart, Winged (1) • 5.289











A symbolic version of the human heart.

Default posture: point to base. No proper coloration.

Artist: Jessimond of Emerickeskepe.

Heart, Winged (2) ♣ 5.290




A symbolic version of the human heart.

Default posture: point to base. No proper coloration.

Source: Pennsic Traceable Art. Artist unknown. Adapted by Drystan ap Ercwlff.

Heart, Winged (3) ♠ 5.291




A symbolic version of the human heart.

Default posture: point to base. No proper coloration.

A cross of four hearts similar to this was reportedly used on the sixteenth-century seal of the Cathedral of Åbo.

Hearts, Cross of Four, Conjoined at the Points 🦉 5.292

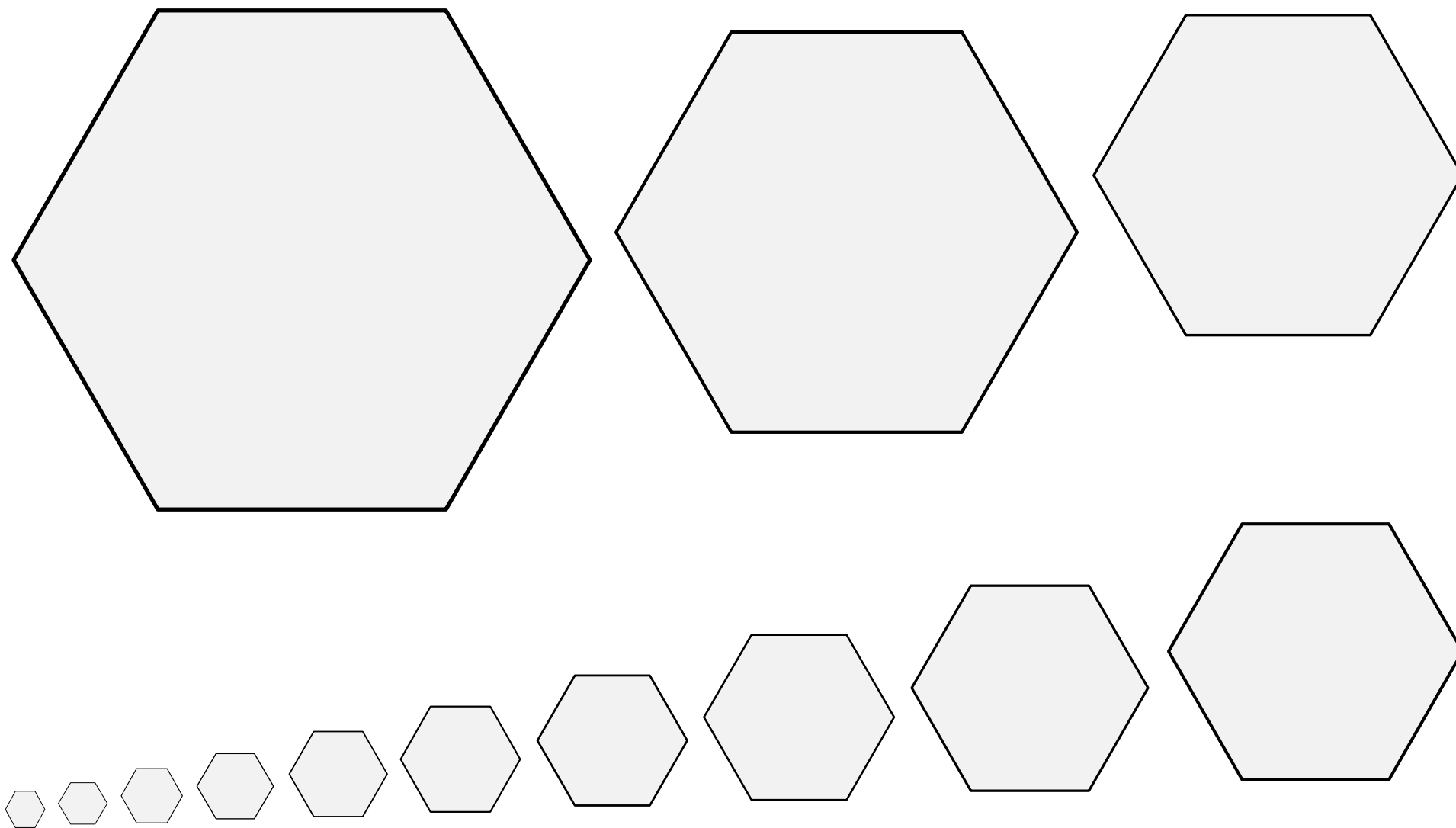


A symbolic version of the human heart.

Default posture: point to base. No proper coloration.

Source: Insignia Urbium Italiae Septentrionalis. Artist unknown. (Folio 14r.)

Hearts, Cross of Five, Conjoined Points to Center 🦉 5.293

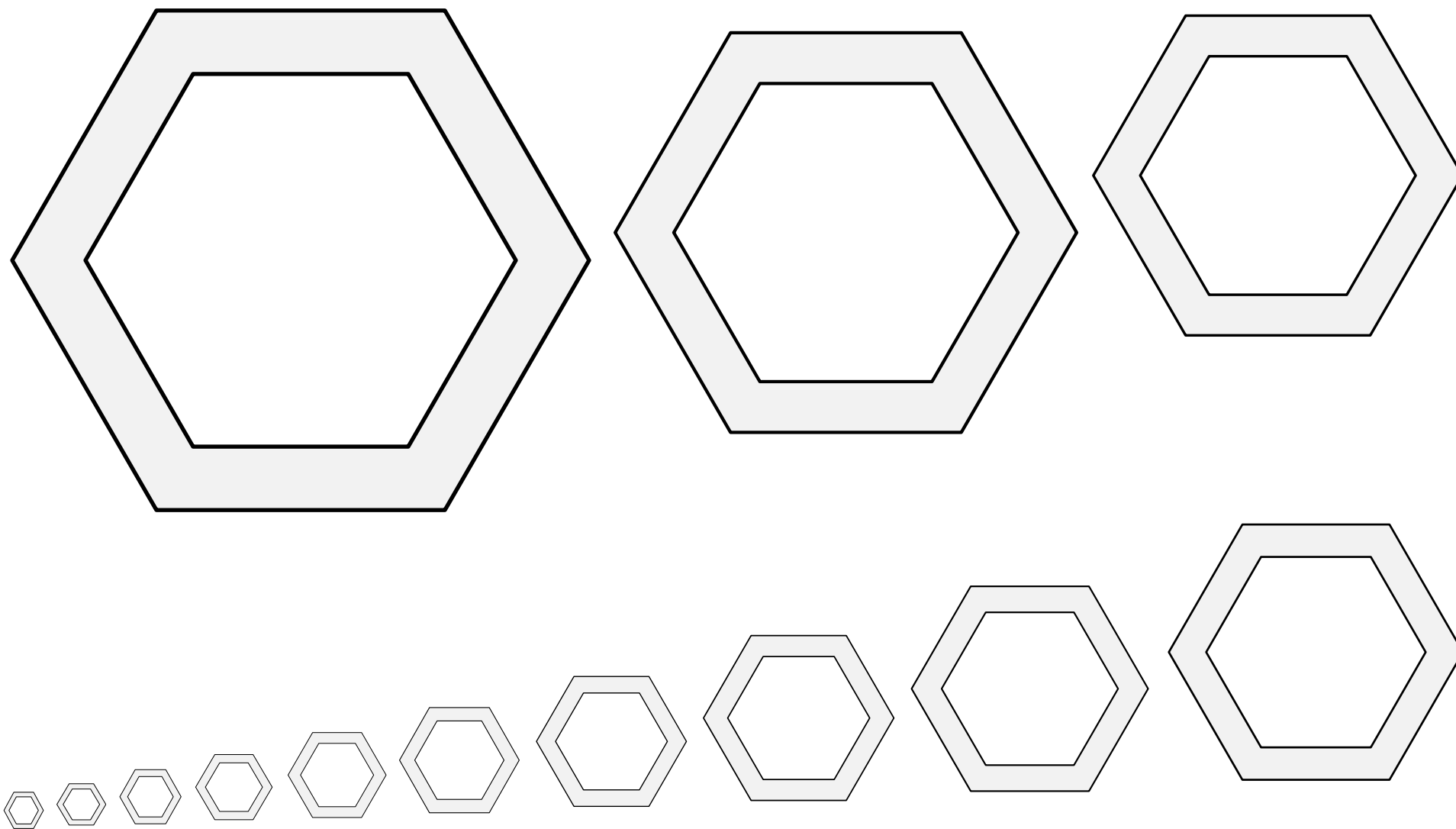


An equilateral polygon.

Considered a Step From Core Practice (SFCP).

Default orientation: flat side to base.

Hexagon 🦉 5.294



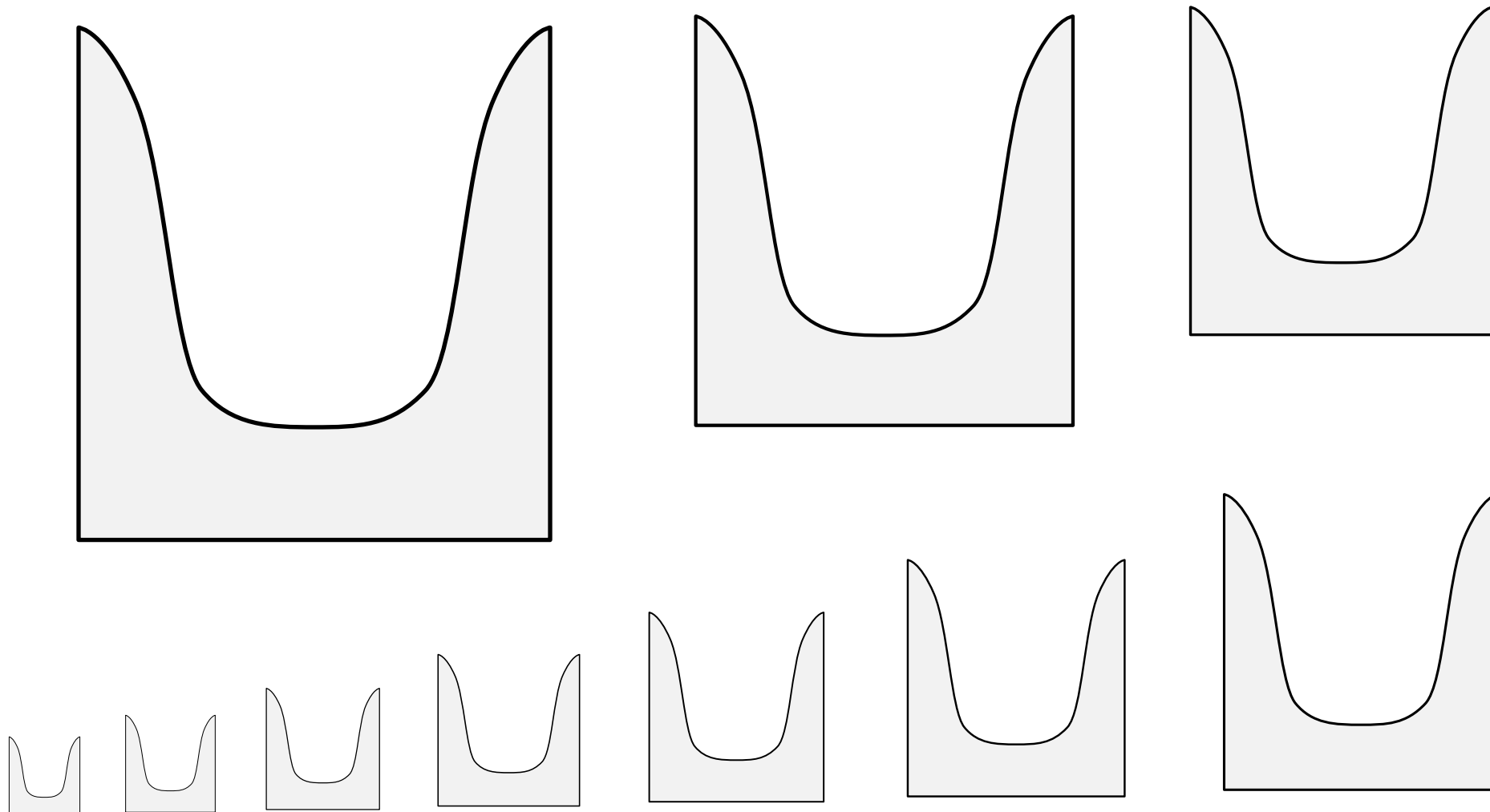
An equilateral polygon.

Considered a Step From Core Practice (SFCP).

Voided charges may only appear as part of the primary charge group.

Default orientation: flat side to base.

Hexagon Voided 🦉 5.295

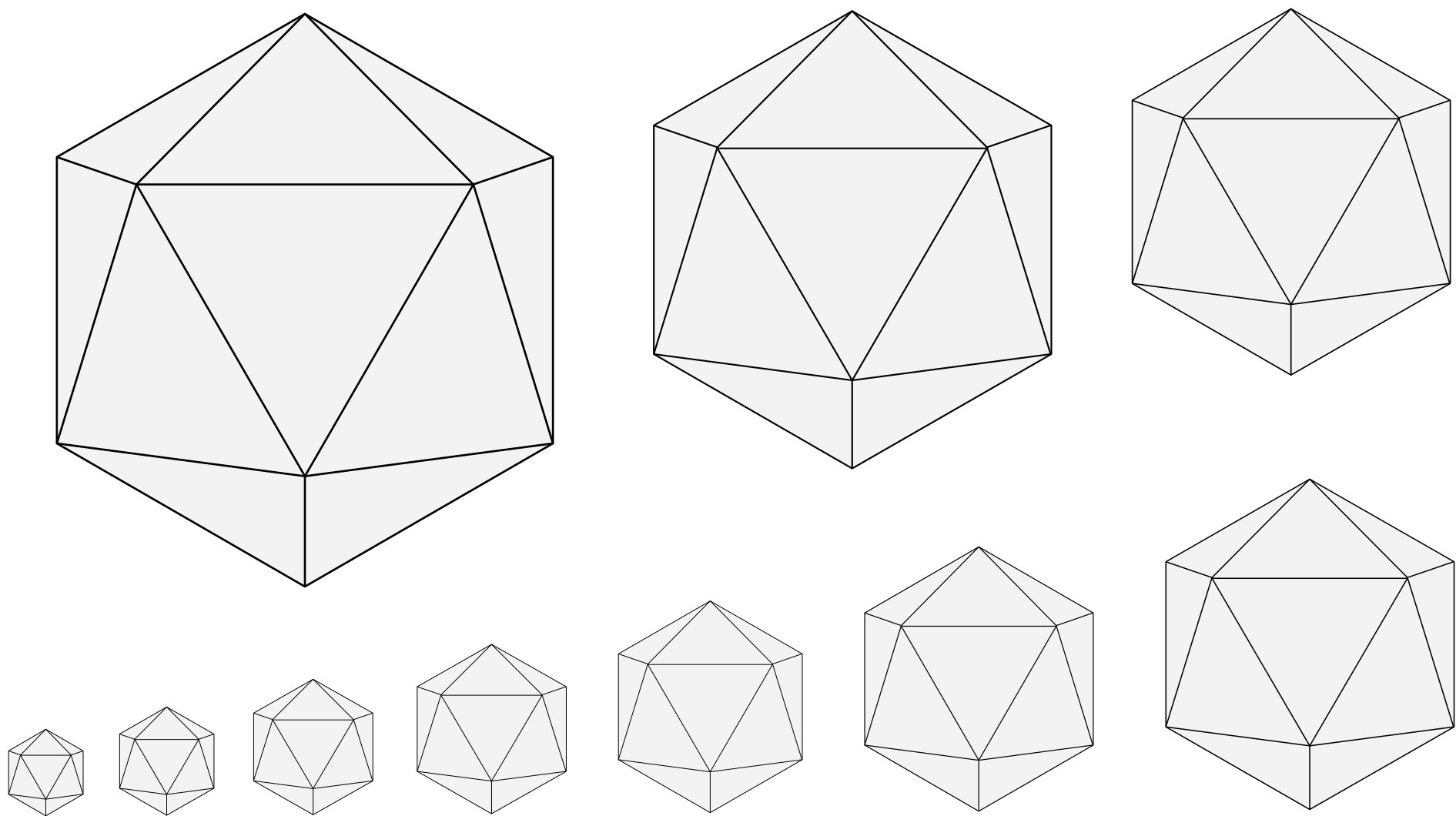


An abstract representation of a pair of bull horns. A religious symbol in classical Crete.

Default orientation: points to chief. No proper coloration.

Adapted from images of a reconstructed gateway at Knossos.


Horns of Consecration 🦅 5.296



A geometric solid with twenty sides.

Artist: Iago ab Adam.

Icosahedron 🐉 5.297





A length of cord interlaced into a stylized knot. Found in Japanese armory.

Default orientation: free ends to base. No proper coloration.

Source: Kenmon Shokamon. Artist unknown. (Page 18.)

Adapted by Jessimond of Emerickeskepe.


Knot, Agemaki 🍷 5.298



A length of cord interlaced into a stylized knot.

Source: A Complete Guide to Heraldry. Artist: Graham Johnston.


Knot, Bouchier 5.299



A length of cord interlaced into a stylized knot.

This version with curved edges is typical, but also seen with straight lines.

Knot, Bowen (1) 5.300




A length of cord interlaced into a stylized knot.

This version with straight edges is less common.

Source: Viking Answer Lady SVG Images For Heraldry. Artist: Gunnvôr silfráhr.


Knot, Bowen (2) 🐉 5.301



A length of cord interlaced into a stylized knot.

Source: Viking Answer Lady SVG Images For Heraldry. Artist: Gunnvôr silfráhr.

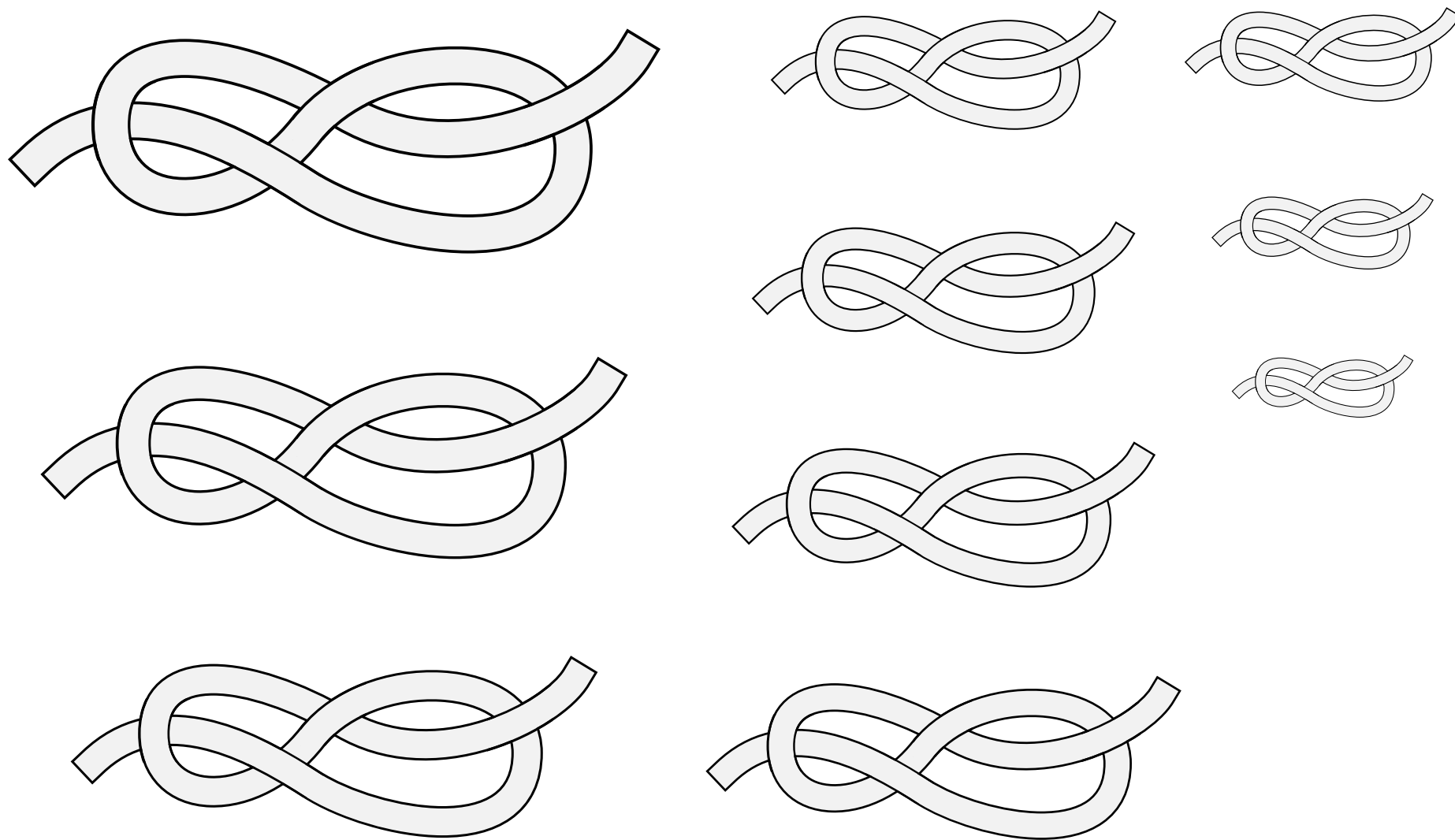
Knot, Bowen (3) • 5.302



A length of cord interlaced into a stylized knot.

Artist: Mathghamhain Ua Ruadháin.

Knot, Cavendish, or Savoy Knot (1) 5.303




A length of cord interlaced into a stylized knot.

Source: Sammelband Mehrerer Wappenbücher.

Artist unknown. (Folio 15v.)

Adapted by Mathghamhain Ua Ruadháin.


Knot, Cavendish, or Savoy Knot (2)  5.304



A length of cord interlaced into a stylized knot.

Source: A Complete Guide to Heraldry. Artist: Graham Johnston.

Knot, Heneage (1) • 5.305




A length of cord interlaced into a stylized knot.

Default orientation: two loops to chief. No proper coloration.

Source: Heraldry, Ancient and Modern. Artist: Unknown.

Knot, Heneage (2) 5.306




A length of cord interlaced into a stylized knot. Also called a Dacre knot.

Often shown with charges tucked into the left and right loops.

Default orientation: center loop to chief. No proper coloration.

Knot, Hungerford  5.307




A length of cord interlaced into a stylized knot.

Default orientation: crosswise. No proper coloration.

Source: Viking Answer Lady SVG Images For Heraldry. Artist: Gunnvôr silfrahárr.

Knot, Lacy (1) 5.308




A length of cord interlaced into a stylized knot.

Default orientation: one point to chief. No proper coloration.

Source: Pennsic Traceable Art. Artist unknown.

Knot, Lacy (2) 5.309




A length of cord interlaced into a stylized knot.

Default orientation: one loop to chief. No proper coloration.

Source: Pennsic Traceable Art. Artist: Roana d'Evreux (attributed).

Knot, Quatrefoil (1) 🦉 5.310




A length of cord interlaced into a stylized knot.

Default orientation: one loop to chief. No proper coloration.

Artist: Elionora inghean Ui Cheallaigh.

Knot, Quatrefoil (2) 🐉 5.311




A geometric pattern found as an artistic motif throughout the ancient and medieval world.

This charge is not yet registered and would likely require documentation.

Adapted from images of medieval tile mosaics.

Knot, Solomon's (1) 🐉 5.312




A geometric pattern found as an artistic motif throughout the ancient and medieval world.

This charge is not yet registered and would likely require documentation.

Source: Viking Answer Lady SVG Images For Heraldry.

Artist: Gunnvôr silfrhárr.

Knot, Solomon's (2) 🐉 5.313

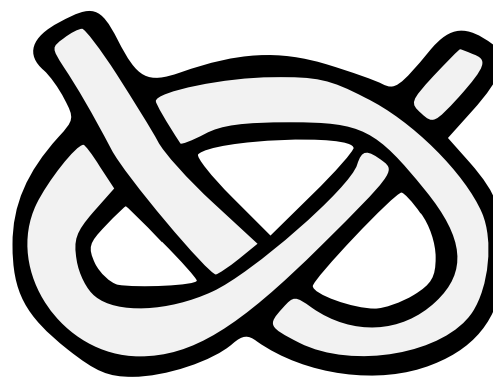
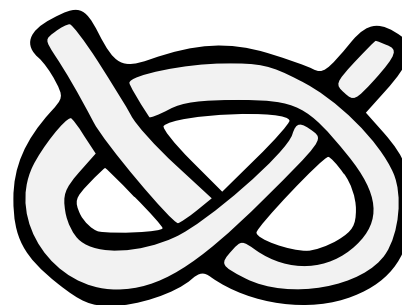

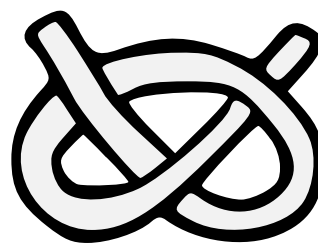




A length of cord interlaced into a stylized knot. Similar to an overhand knot.

Default orientation: ends in fess. No proper coloration.

Source: A Complete Guide to Heraldry. Artist: Graham Johnston.

Knot, Stafford (1) 5.314









A length of cord interlaced into a stylized knot. Similar to an overhand knot.

Default orientation: ends in fess. No proper coloration.

Source: Pennsic Traceable Art. Artist: Roana d'Evreux (attributed).

Knot, Stafford (2)  5.315











A length of cord interlaced into a stylized knot. Similar to an overhand knot.

Default orientation: ends in fess. No proper coloration.

Source: Heraldry of Fish. Artist unknown.

Knot, Stafford (3) 🦞 5.316




A length of cord interlaced into a stylized knot. Similar to an overhand knot.

Default orientation: ends in fess. No proper coloration.

Source: Some Feudal Lords and Their Seals. Artist unknown.


Knot, Stafford (4) 🎖 5.317



A length of cord interlaced into a stylized knot.

Source: Heraldic Badges. Artist: Unknown. (From page 79.)


Knot, Suffolk 🦉 5.318



A length of cord interlaced into a stylized knot. See also the triquetra.

Source: Viking Answer Lady SVG Images For Heraldists. Artist: Gunnvôr silfrahárr.

Knot, Trefoil (1) 5.319




A length of cord interlaced into a stylized knot.

See also the triquetra.

Default orientation: one loop to chief. No proper coloration.

Source: Pennsic Traceable Art. Artist unknown.


Knot, Trefoil (2) 🦉 5.320



A knotwork design formed of two interlaced heart shapes.

Source: Wappenbuch der Arlberg-Bruderschaft. Artist: Vigil Raber. (From page 258.)

Knot of Two Hearts Voided and Braced 5.321












A length of cord interlaced into a stylized knot.

Source: A Complete Guide to Heraldry.

Artist: Graham Johnston.

Knot, Wake, or Ormonde Knot (1) 5.322



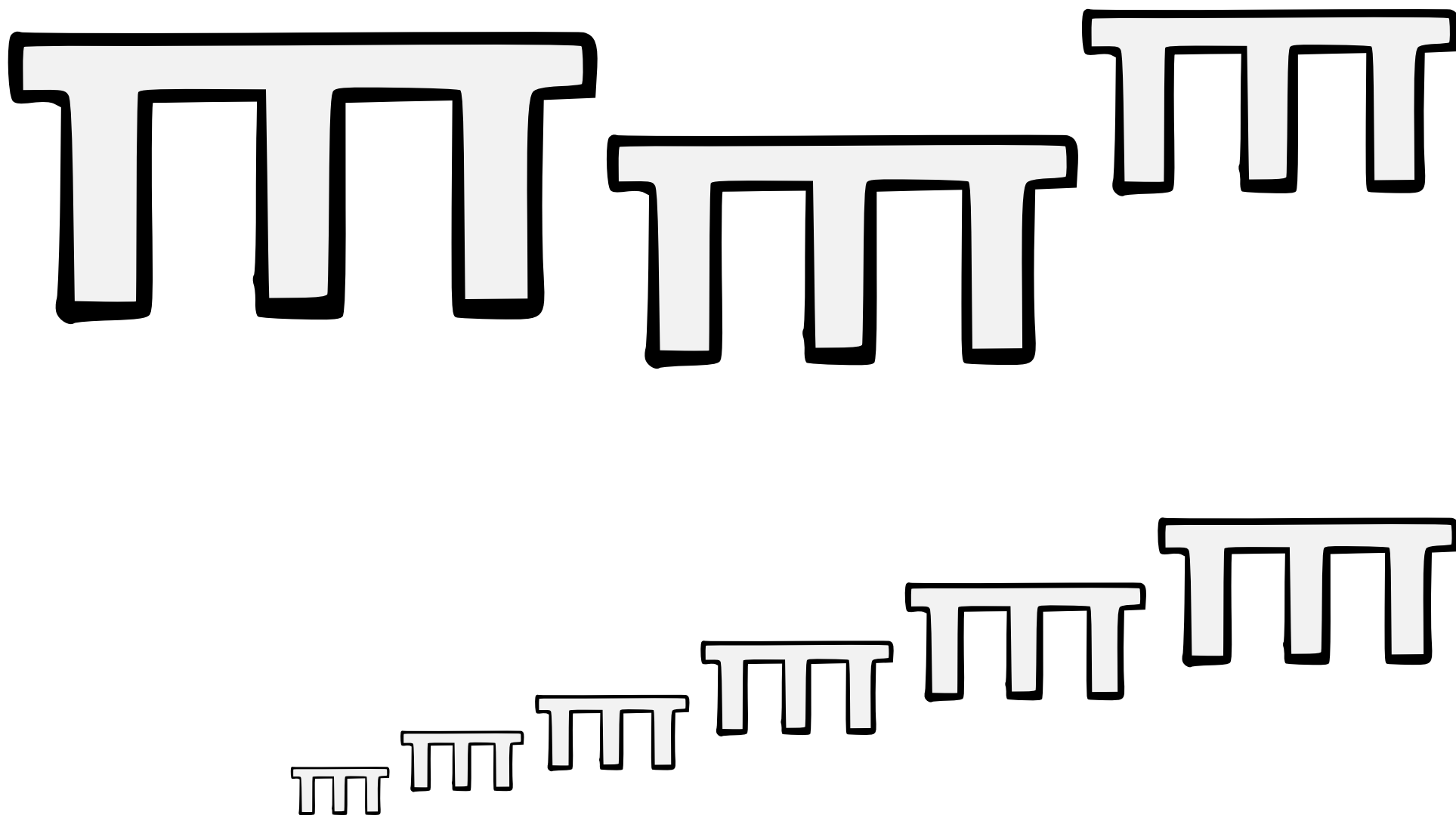
A length of cord interlaced into a stylized knot.

Default orientation: fesswise. No proper coloration.

Source: Pennsic Traceable Art.

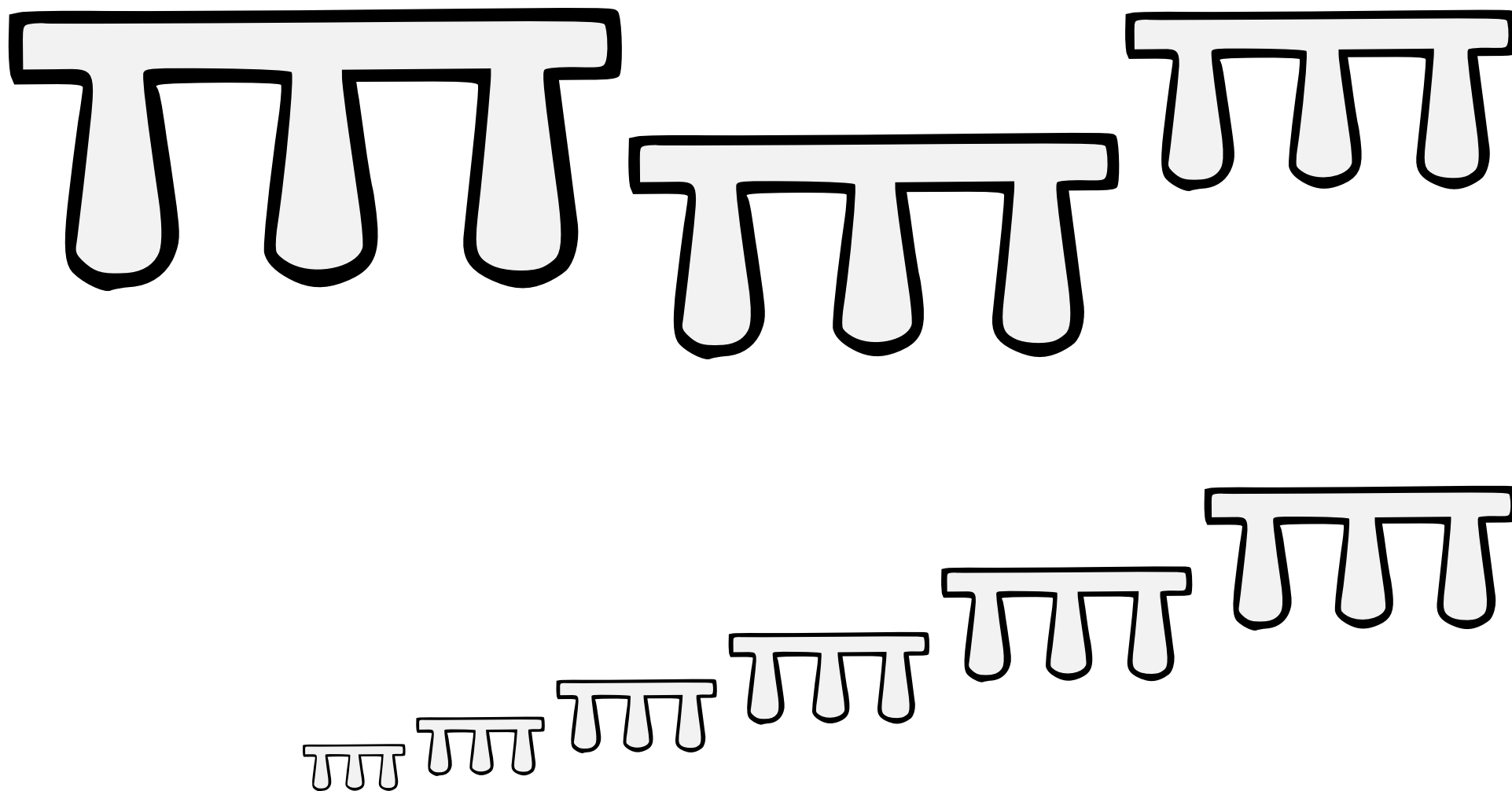
Artist: Roana d'Evreux.

Knot, Wake, or Ormonde Knot (2) 5.323



A strap with hanging points. Also blazoned a “label coupé.”
Default orientation: points to base. No proper coloration.
Source: A Complete Guide to Heraldry. Artist: Graham Johnston.

Label (1) 🦉 5.324

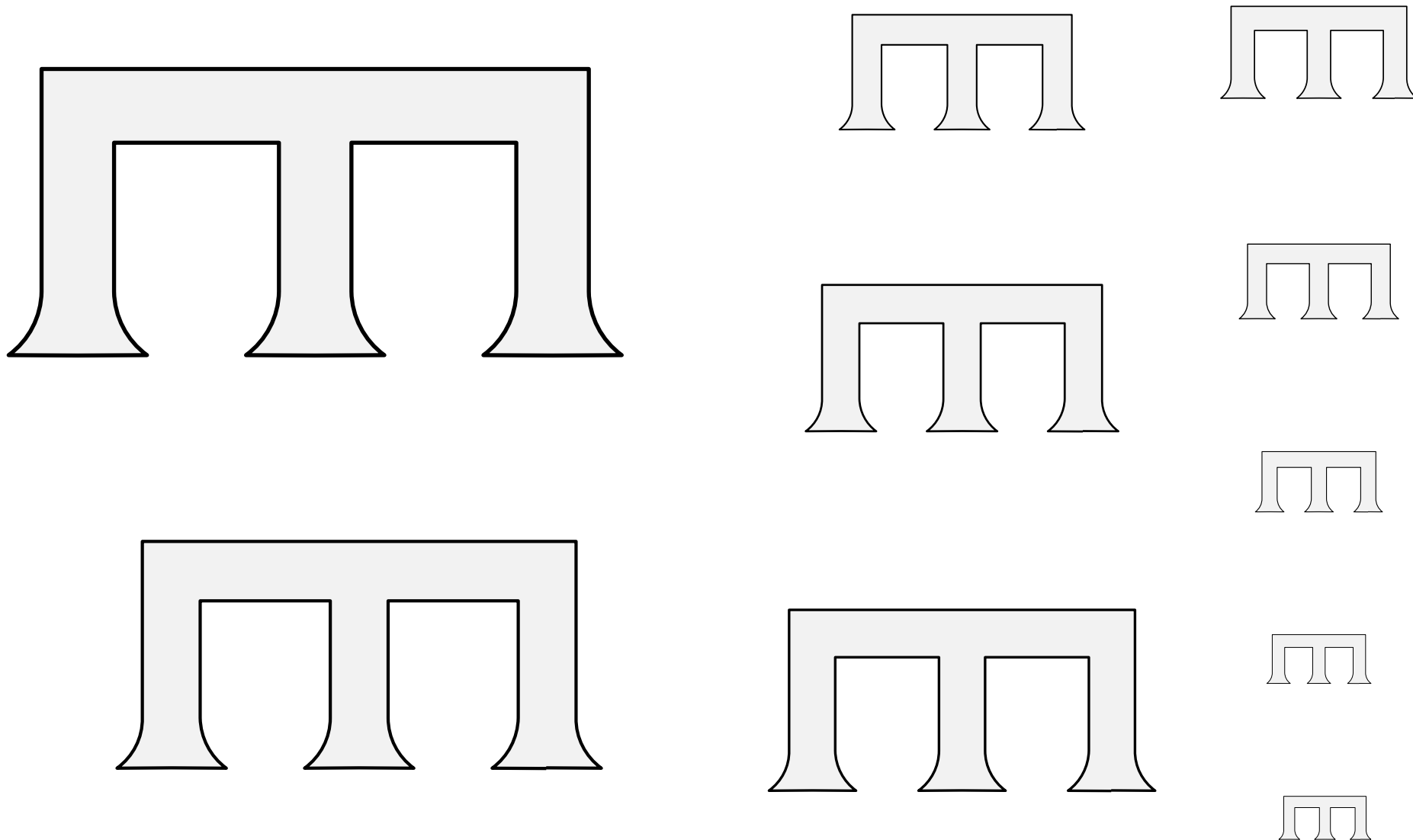


A strap with hanging points. Also blazoned a “label coupé.”

Default orientation: points to base. No proper coloration.

Source: A Complete Guide to Heraldry. Artist: Graham Johnston.

Label (2) 🦉 5.325

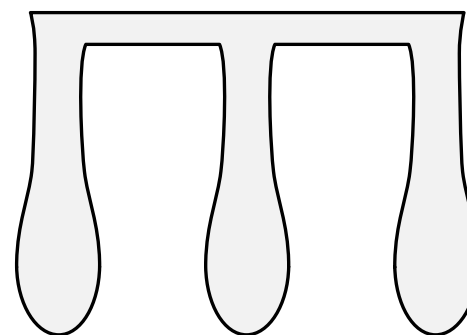
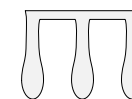
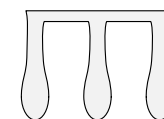
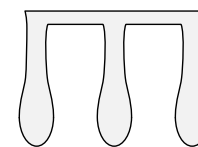
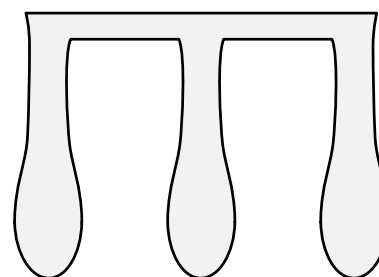
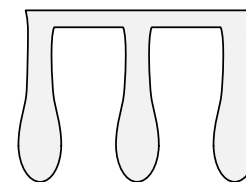
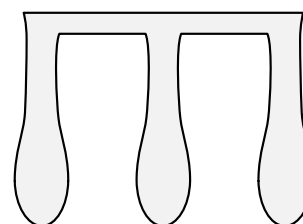
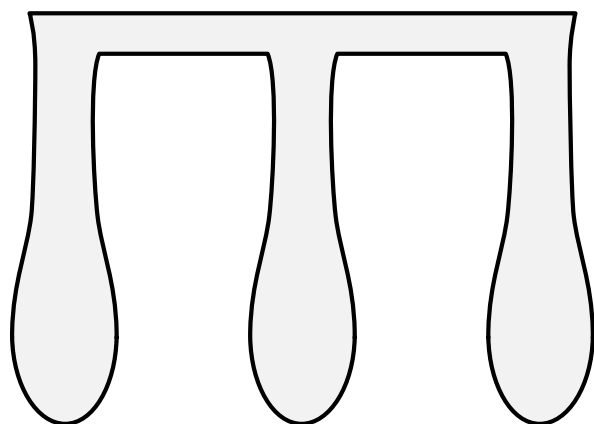
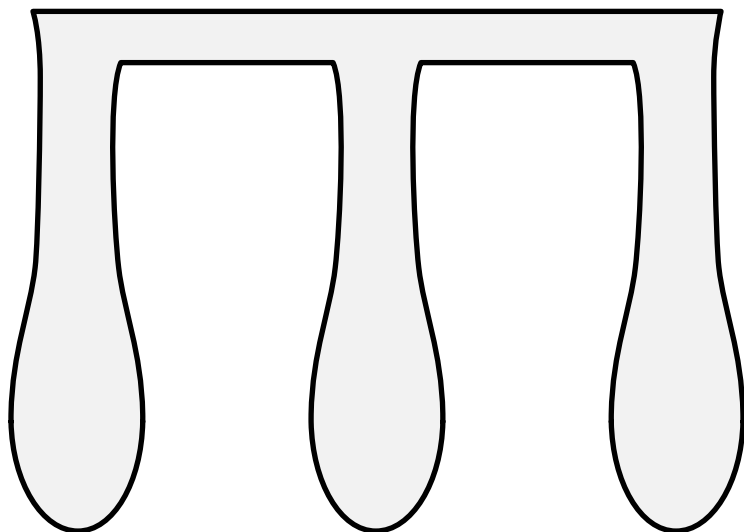


A strap with hanging points. Also blazoned a “label coupé.”

Default orientation: points to base. No proper coloration.

Source: Viking Answer Lady SVG Images For Heraldry. Artist: Gunnvôr silfrhárr.

Label (3) 🦁 5.326




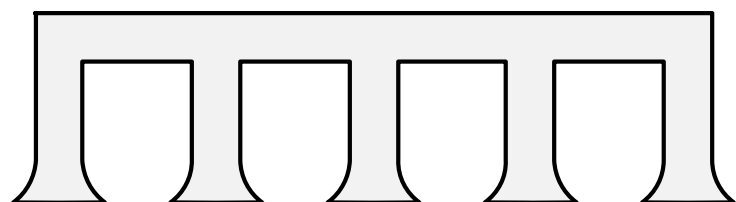
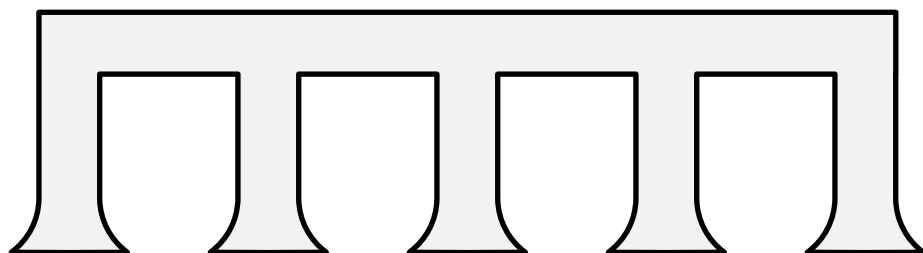
A strap with hanging points. Also blazoned a “label coupé.”

Default orientation: points to base. No proper coloration.

Source: Insignia Equitum Gallici Ordinis Sancti Michaelis.

Artist unknown. (Folio 99.)

Label (4) 🦁 5.327



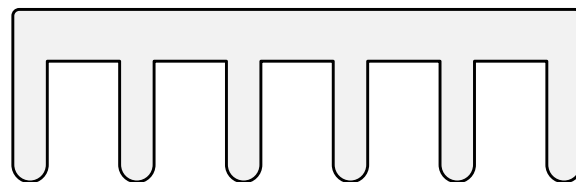
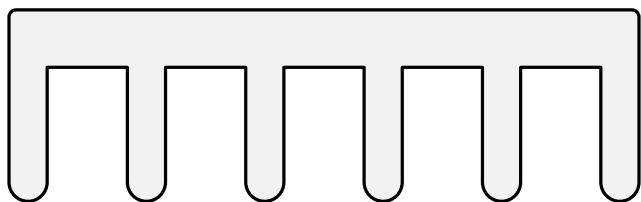
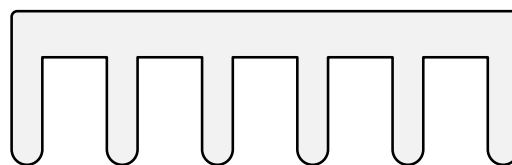
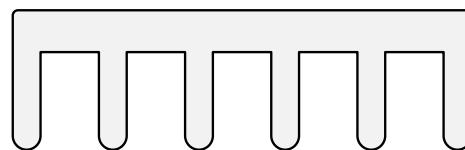
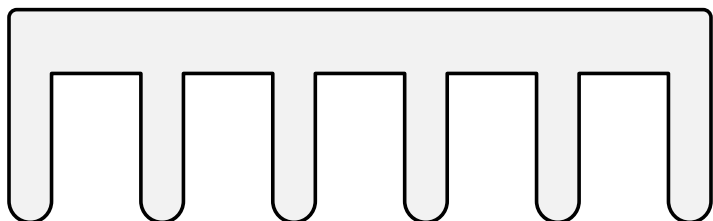
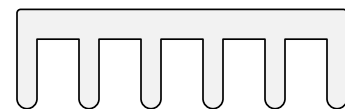
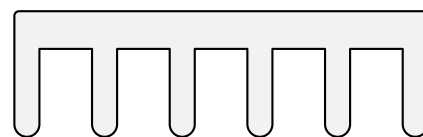
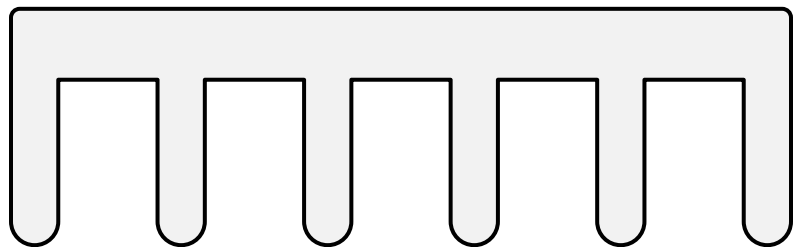
A strap with hanging points. Also blazoned a “label coupé.”

Default orientation: points to base. No proper coloration.

Source: Viking Answer Lady SVG Images For Heraldry.

Artist: Gunnvôr silfrhárr.

Label of Five Points 🦁 5.328




A strap with hanging points. Also blazoned a “label couped.”

Default orientation: points to base. No proper coloration.

Source: Zurich Roll. Artist unknown. (Folio 4r.)

Label of Six Points 🦉 5.329

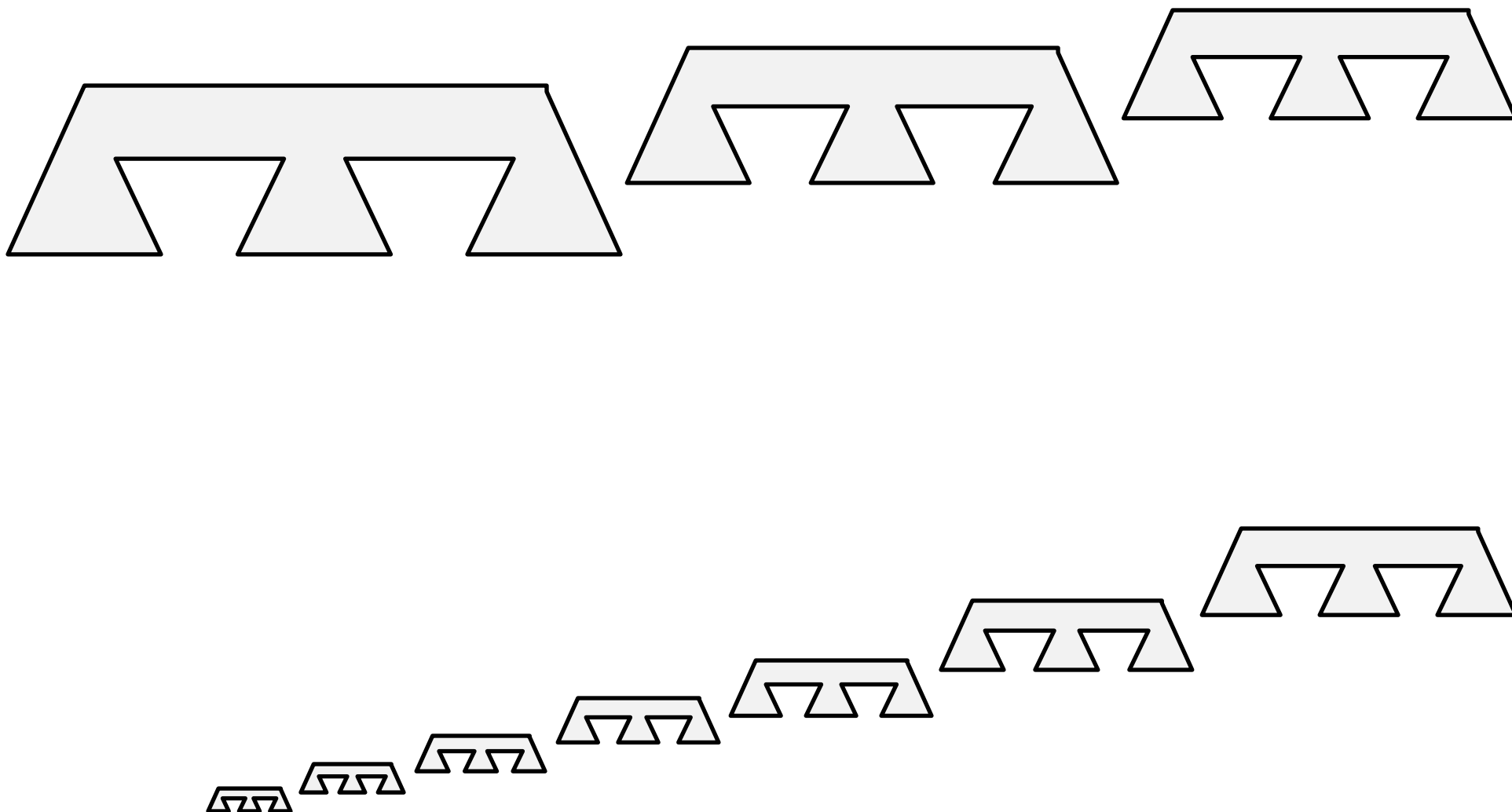


A strap with hanging points. Also blazoned a “label coupé.”

Default orientation: points to base. No proper coloration.

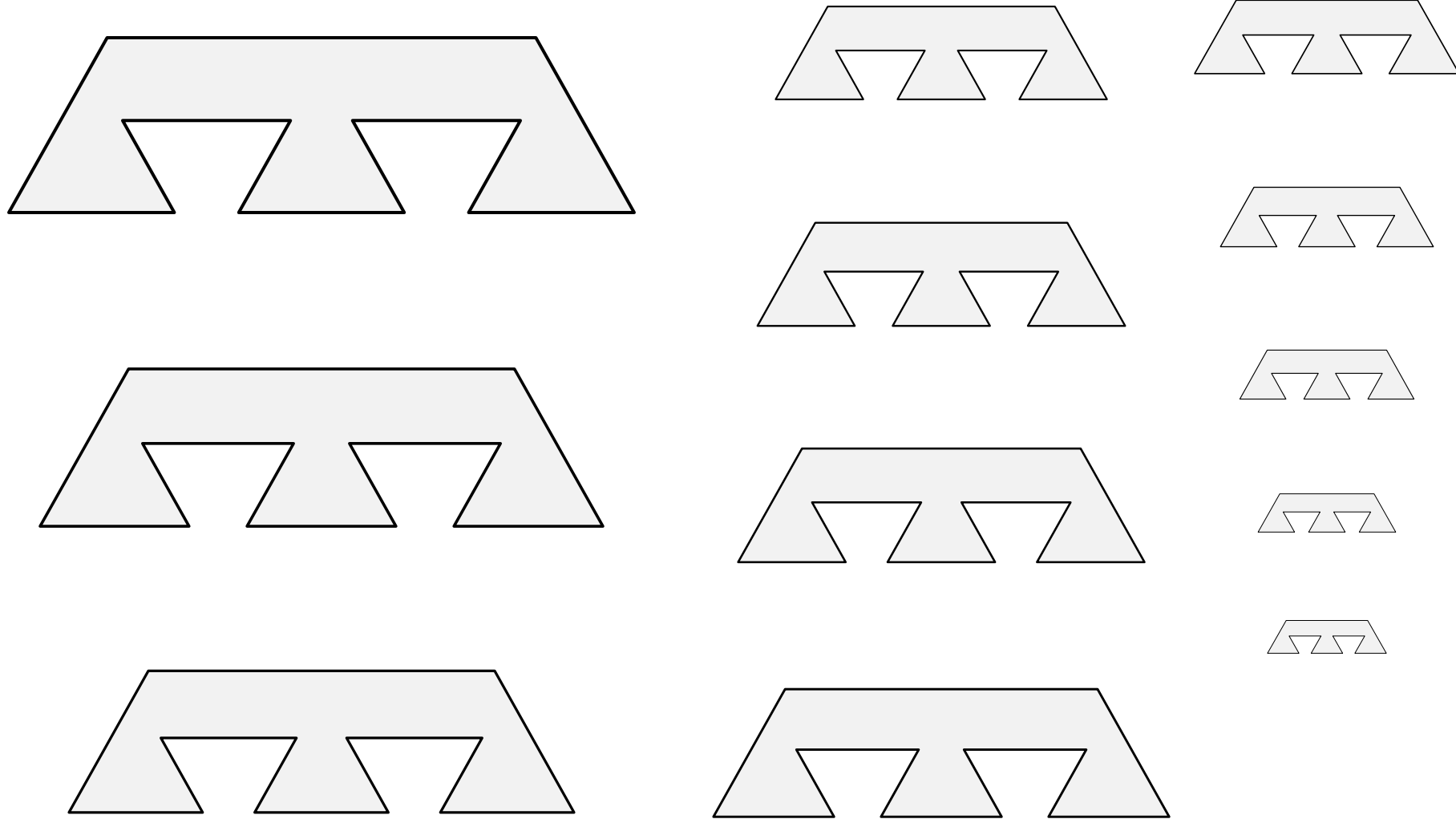
Source: A Complete Guide to Heraldry. Artist: Graham Johnston.

Label Dovetailed (1) 🦉 5.330



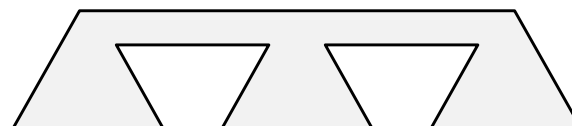
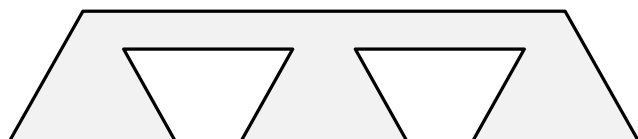

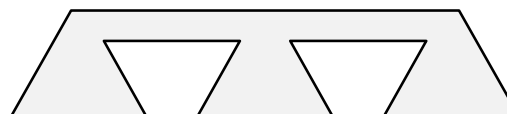
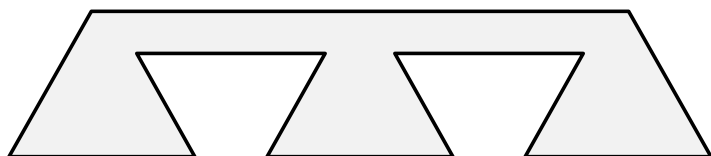
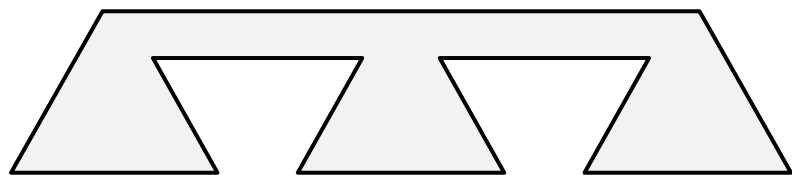
A strap with hanging points. Also blazoned a “label coupé.”
Default orientation: points to base. No proper coloration.

Label Dovetailed (2) 🦉 5.331



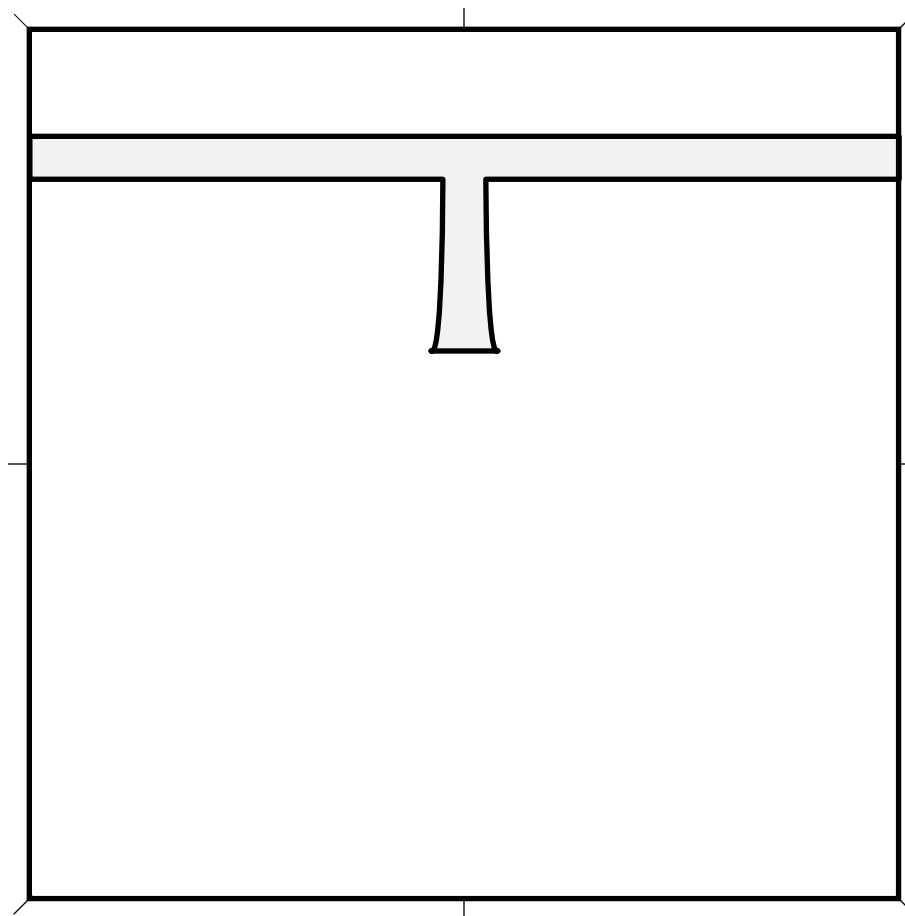
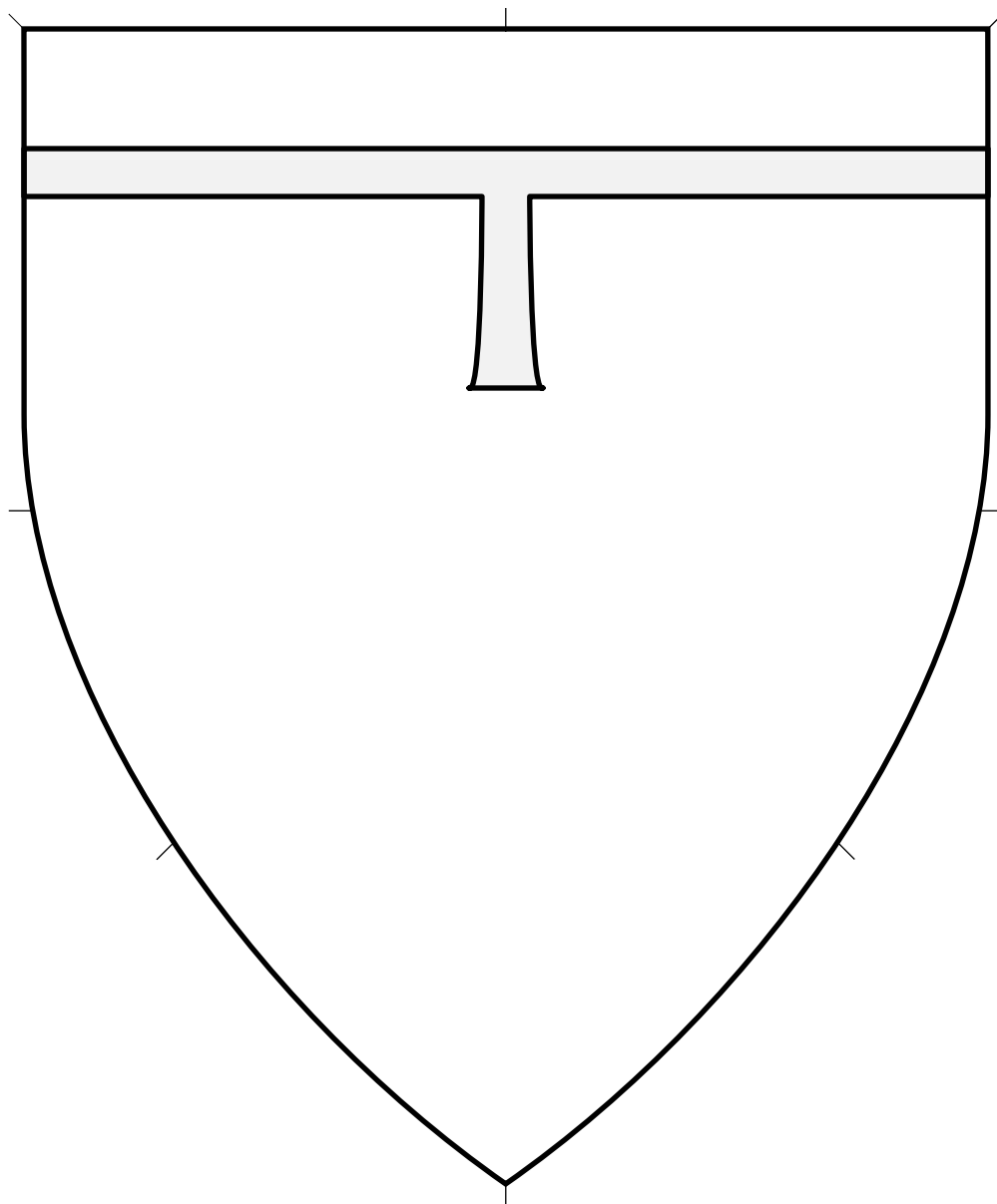
A strap with hanging points. Also blazoned a “label coupé.”
 Default orientation: points to base. No proper coloration.

Label Dovetailed (3)  5.332



A strap with hanging points. Also blazoned a “label coupé.”
 Default orientation: points to base. No proper coloration.

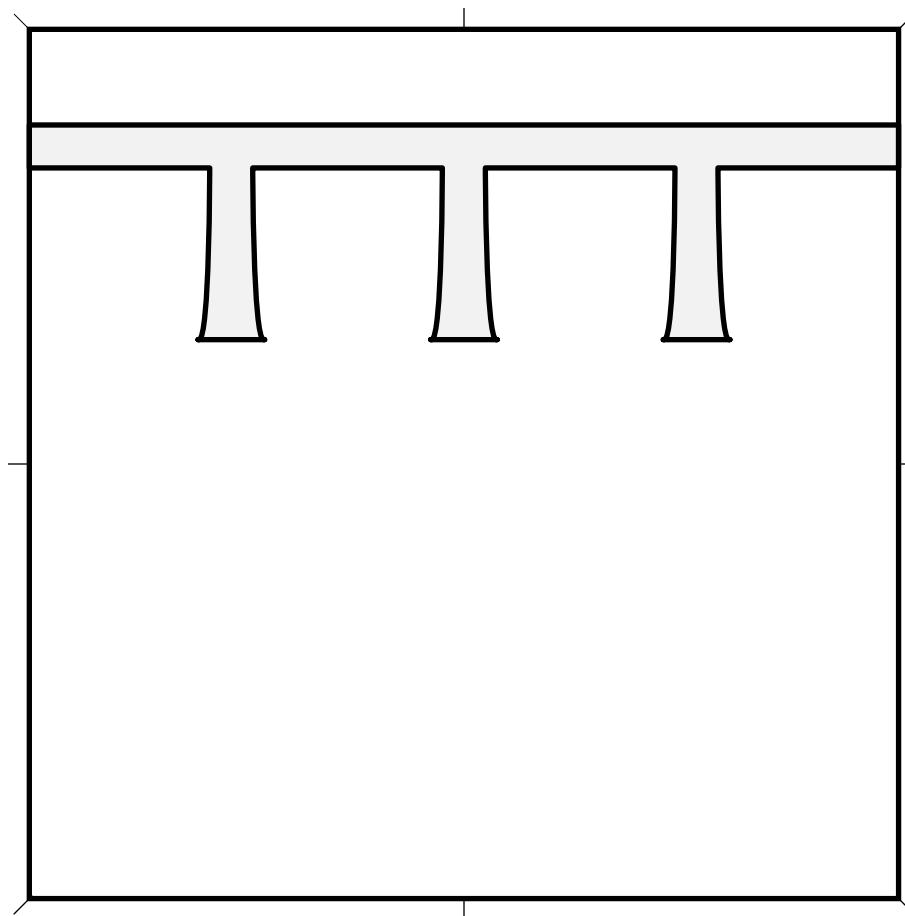
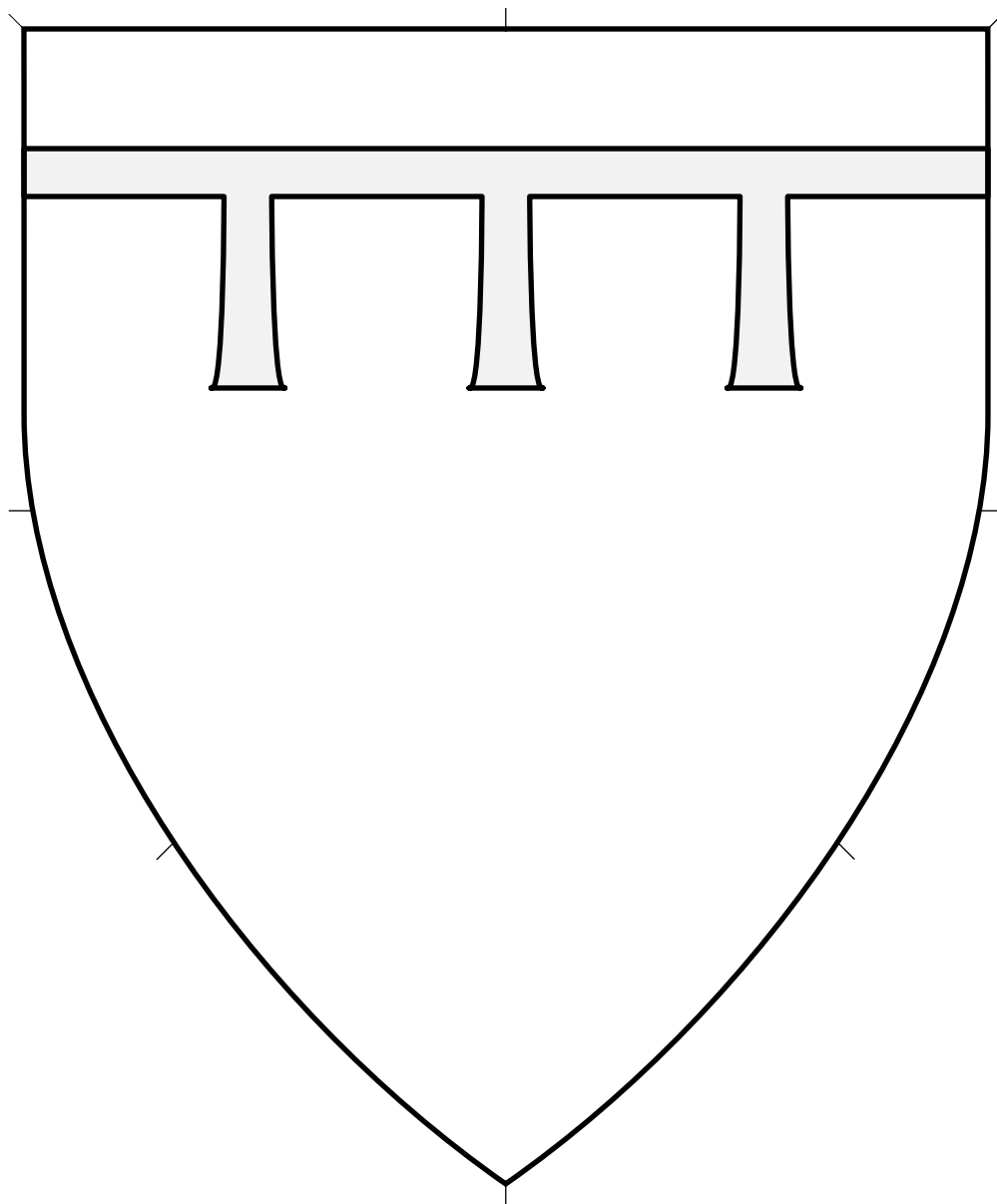
Label Dovetailed (4)  5.333



A strap with hanging points.

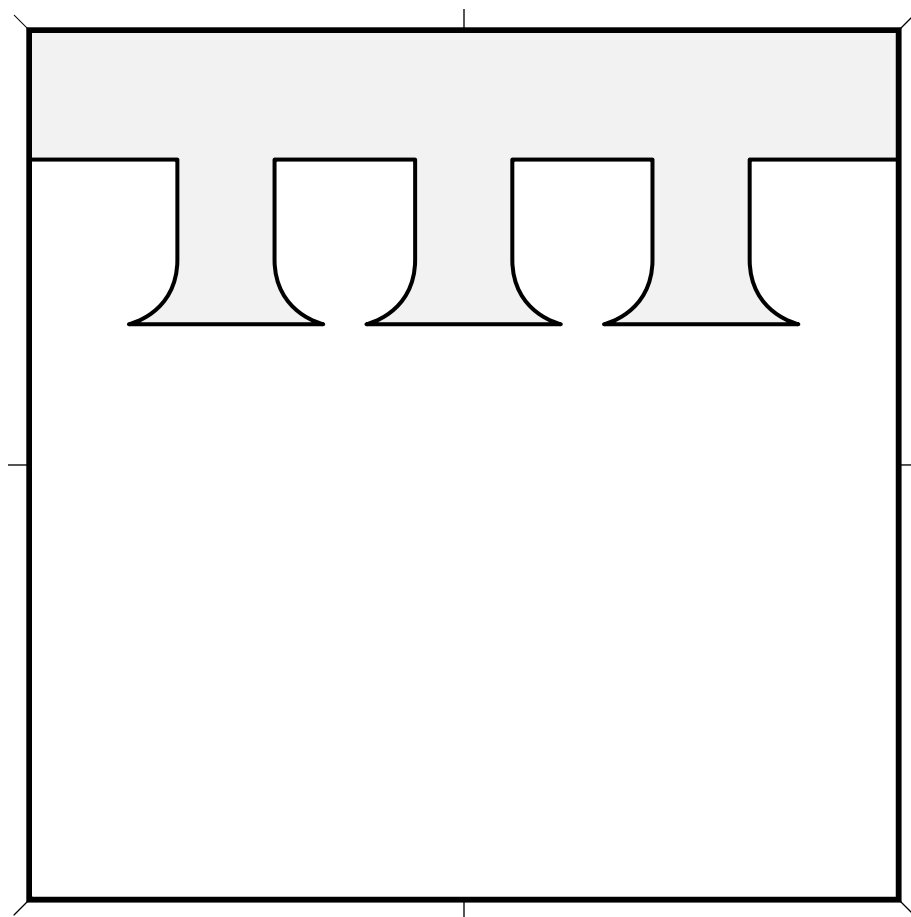
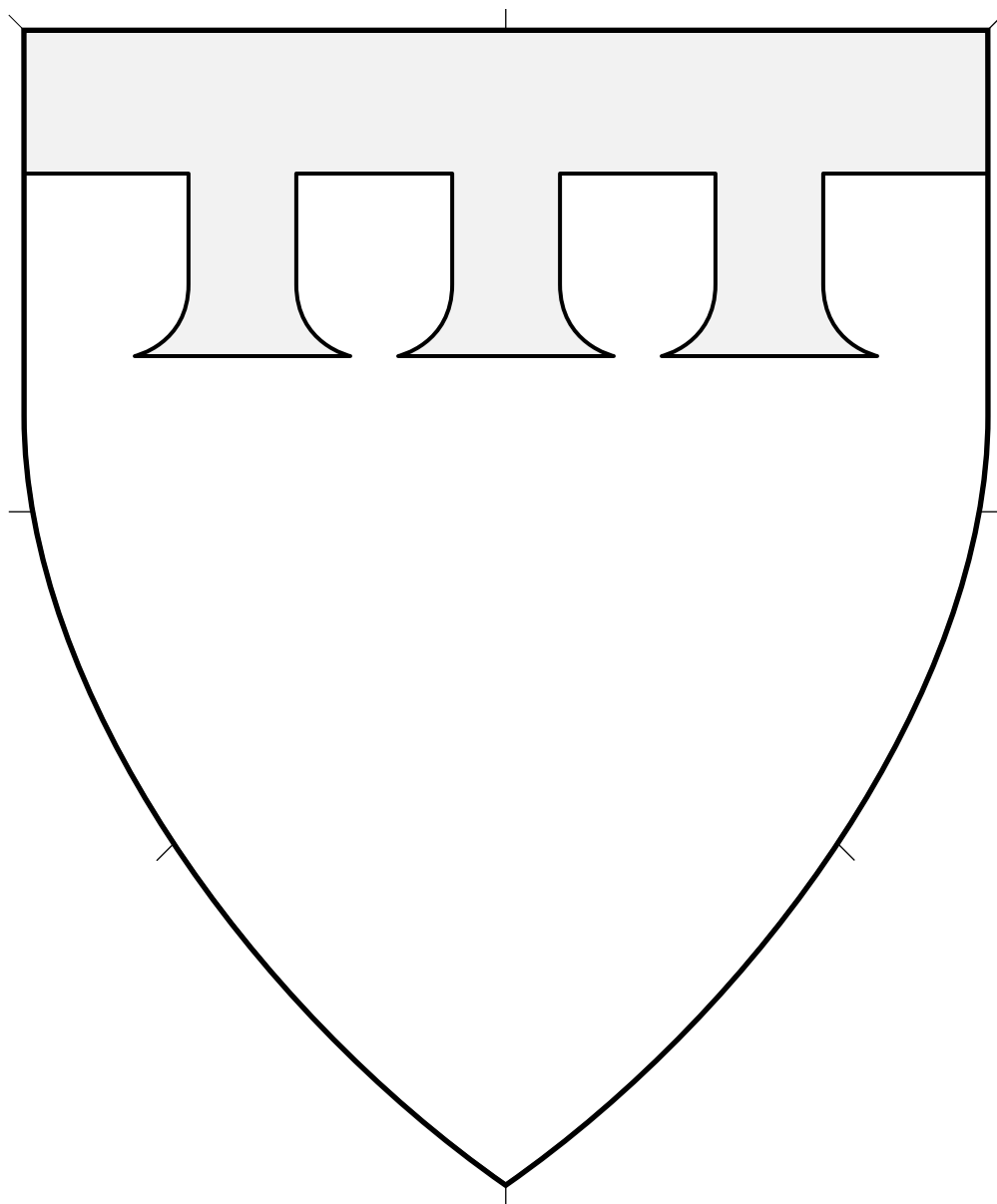
Default orientation: points to base. No proper coloration.

Label of 1 Point Throughout 5.334



A strap with hanging points.
Default orientation: points to base.
No proper coloration.

Label of 3 Points Throughout (1) 5.335



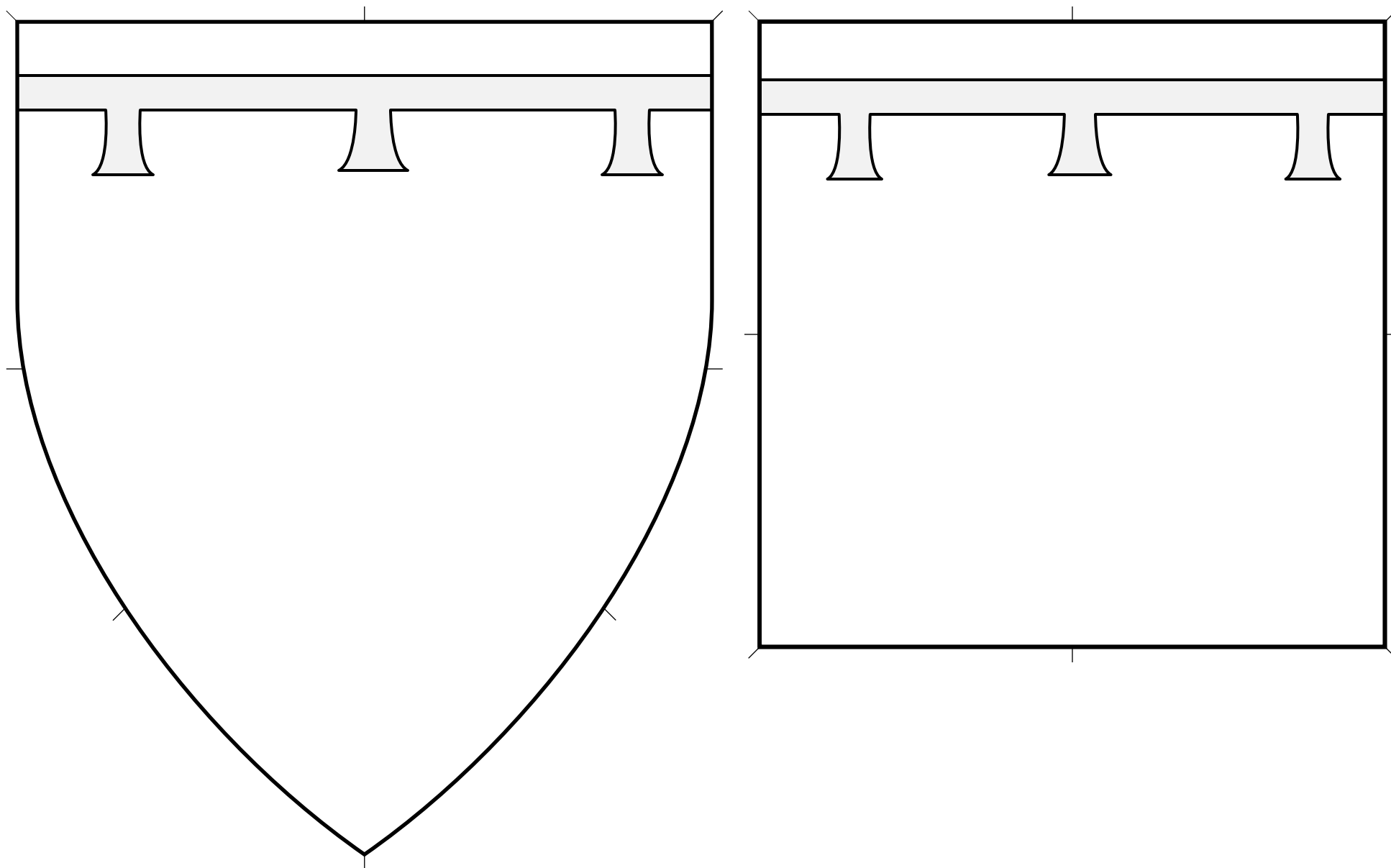
A strap with hanging points.

Default orientation: points to base. No proper coloration.

Source: Irish Funeral Entries, Volume 3.

Artist unknown.

Label of 3 Points Throughout (2) 🦉 5.336



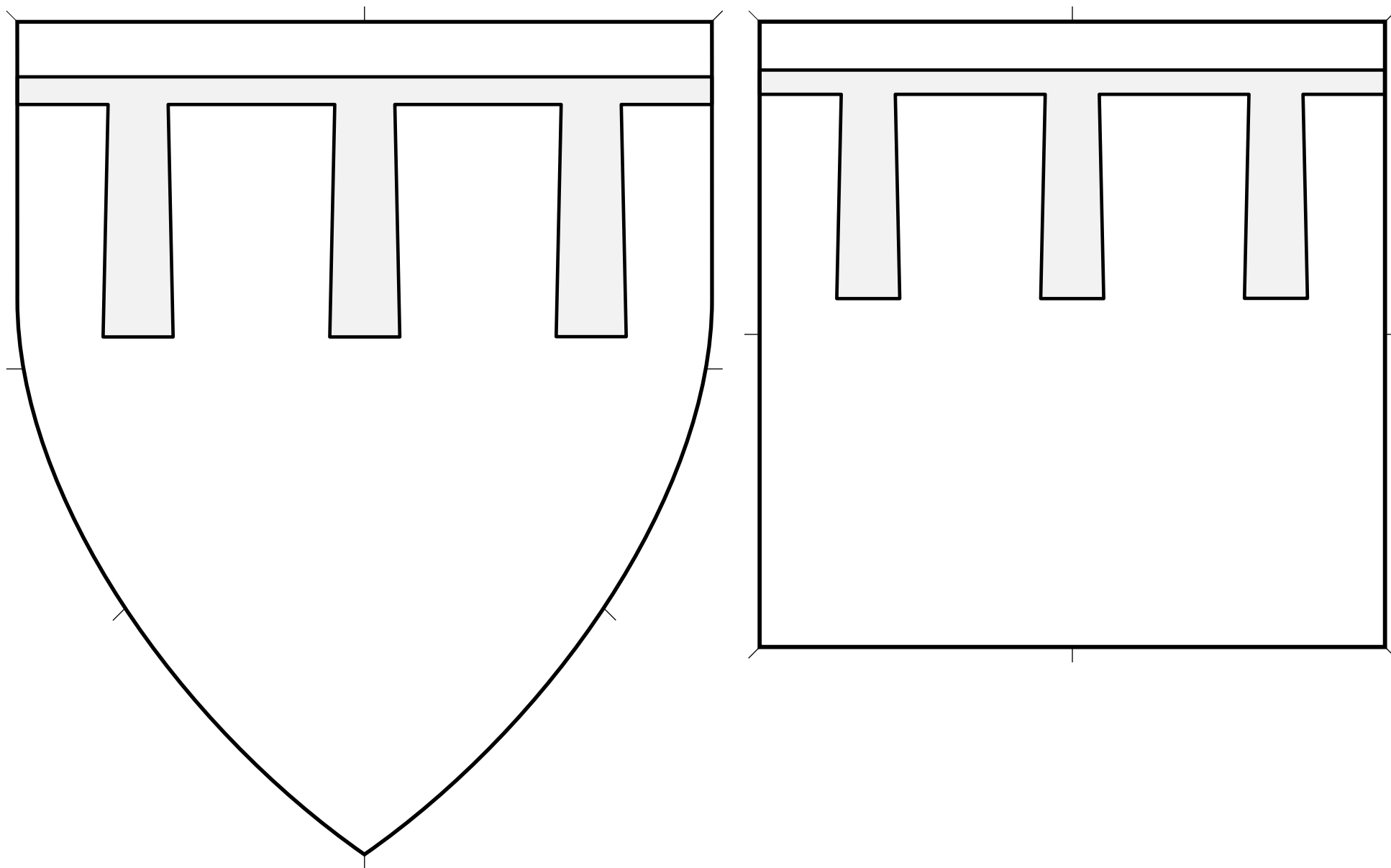
A strap with hanging points.

Default orientation: points to base. No proper coloration.

Source: Registered Pedigrees Vol. 12.

Artist unknown.

Label of 3 Points Throughout (3) 5.337

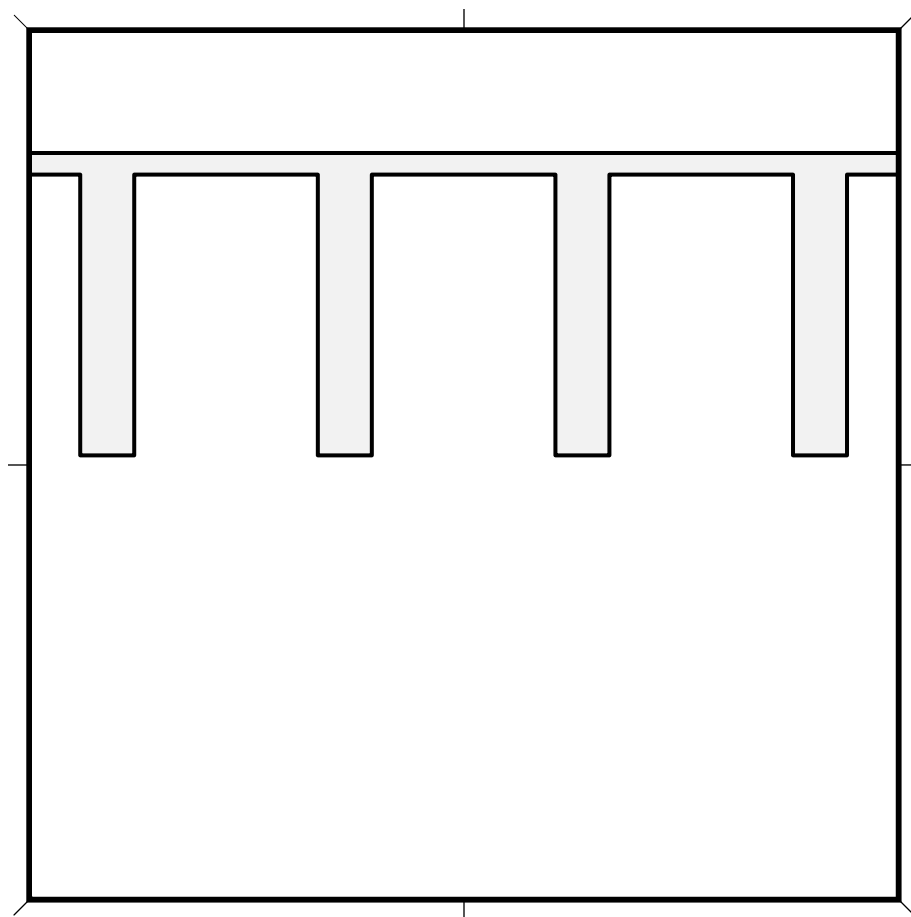
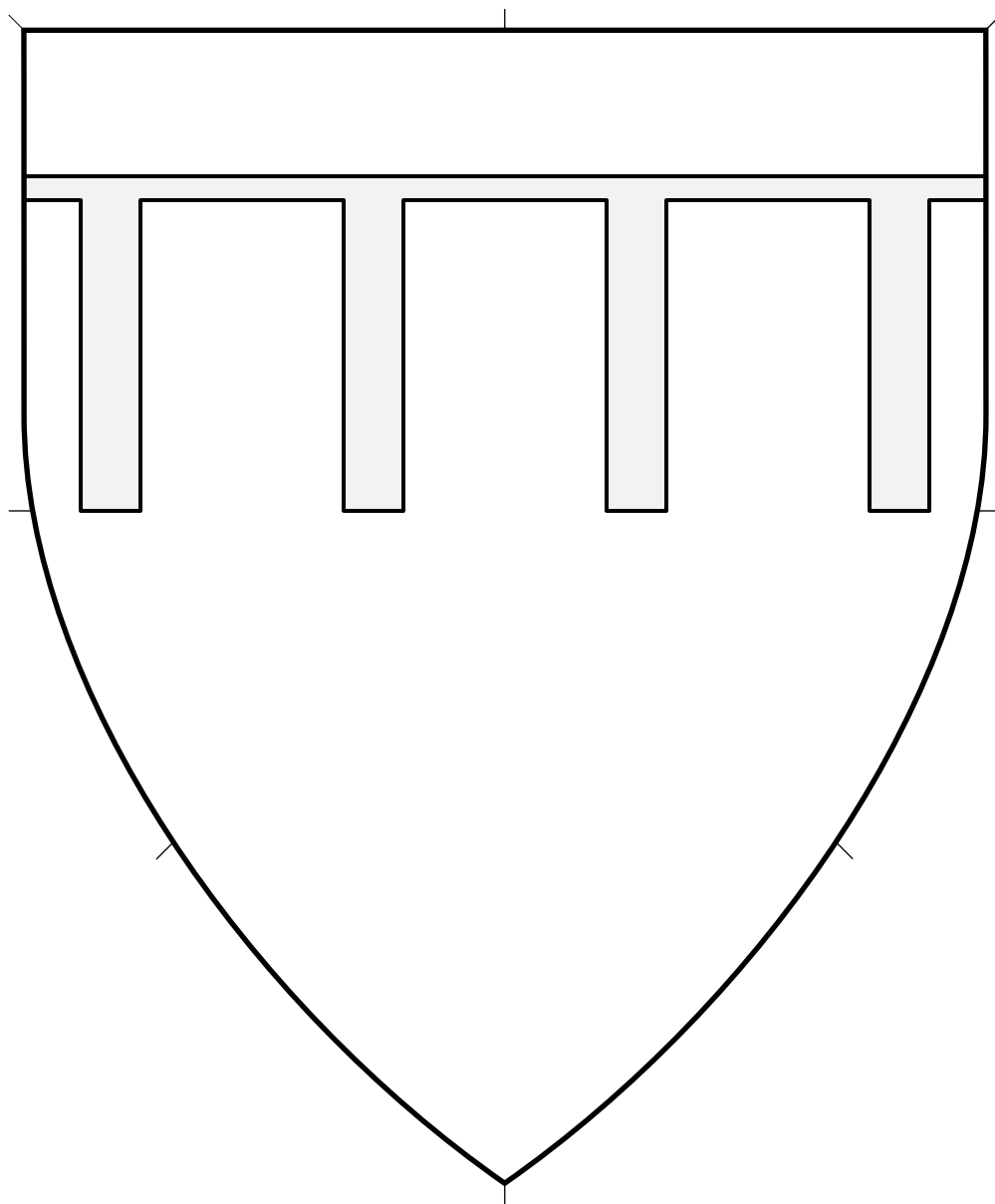


A strap with hanging points.

Default orientation: points to base. No proper coloration.

Source: Fenwick Roll. Artist unknown.
Adapted by Mathghamhain Ua Ruadháin.

Label of 3 Points Throughout (4) 🦉 5.338

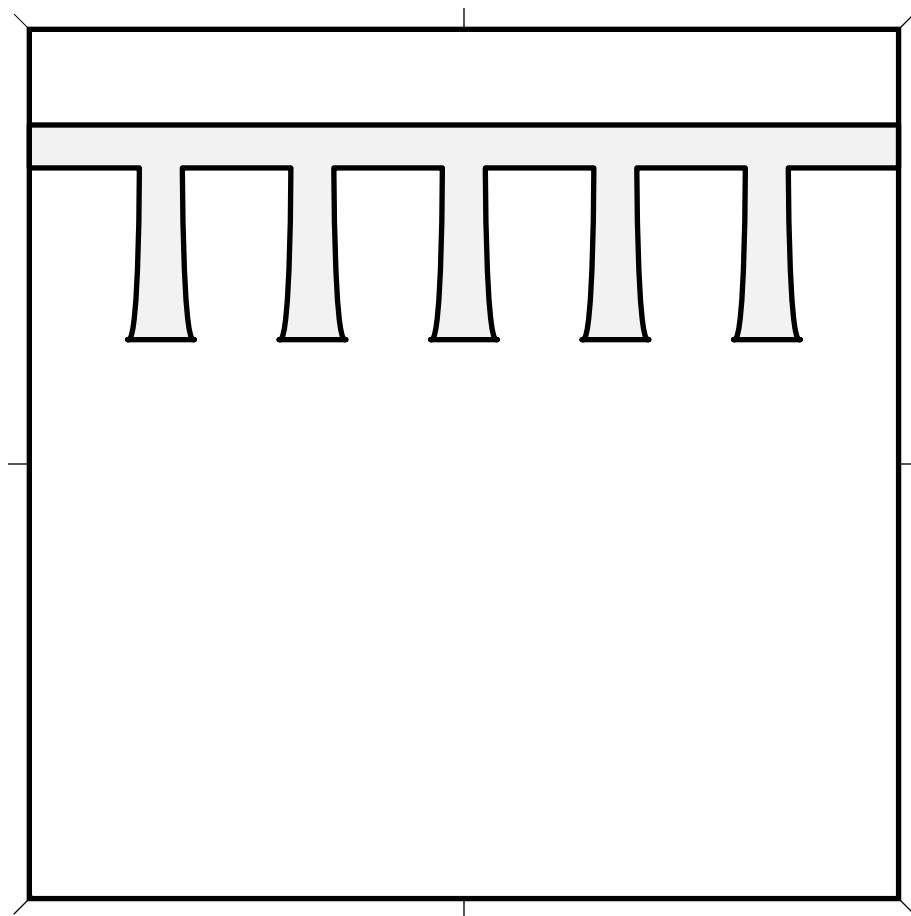
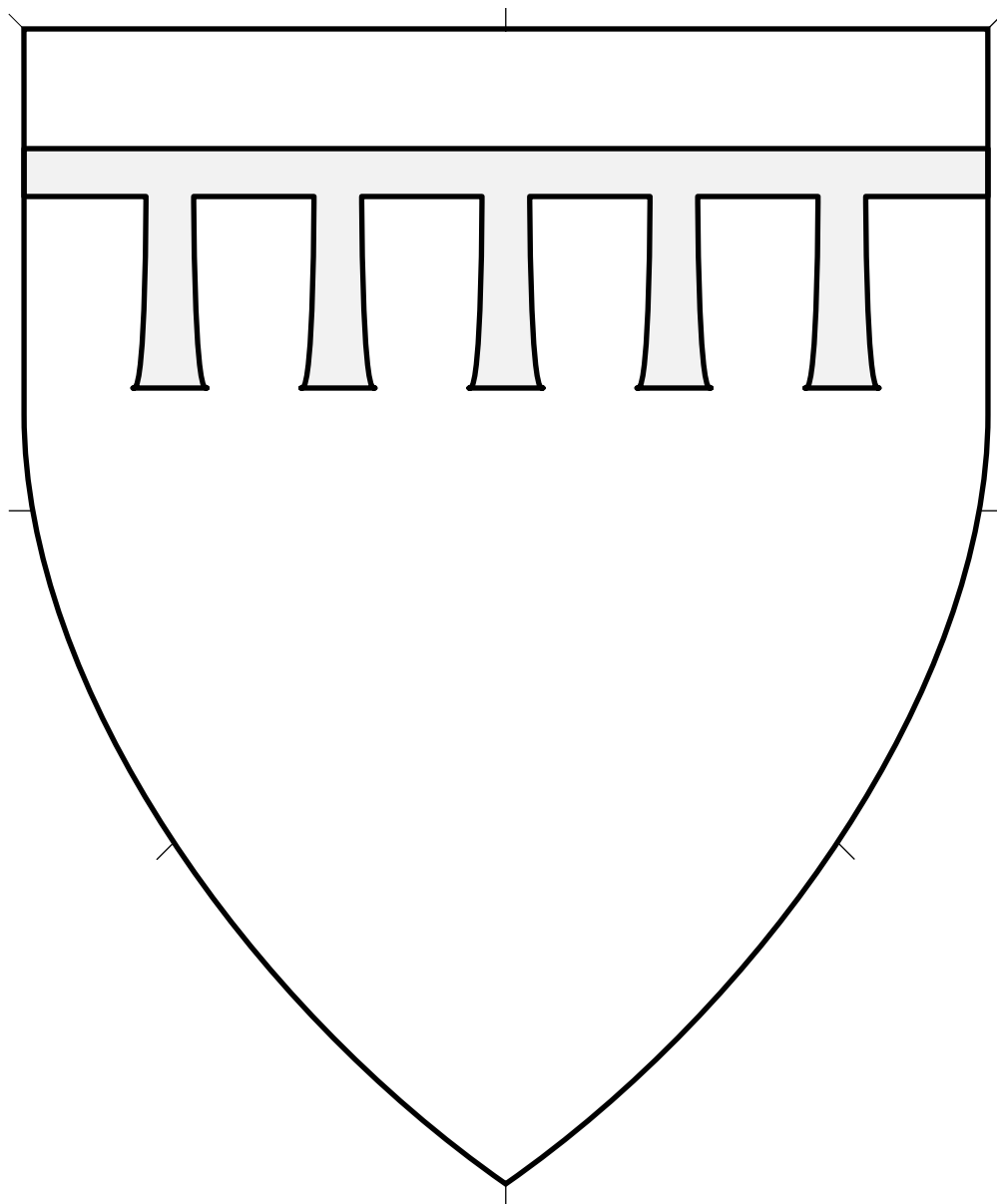


A strap with hanging points.

Default orientation: points to base. No proper coloration.

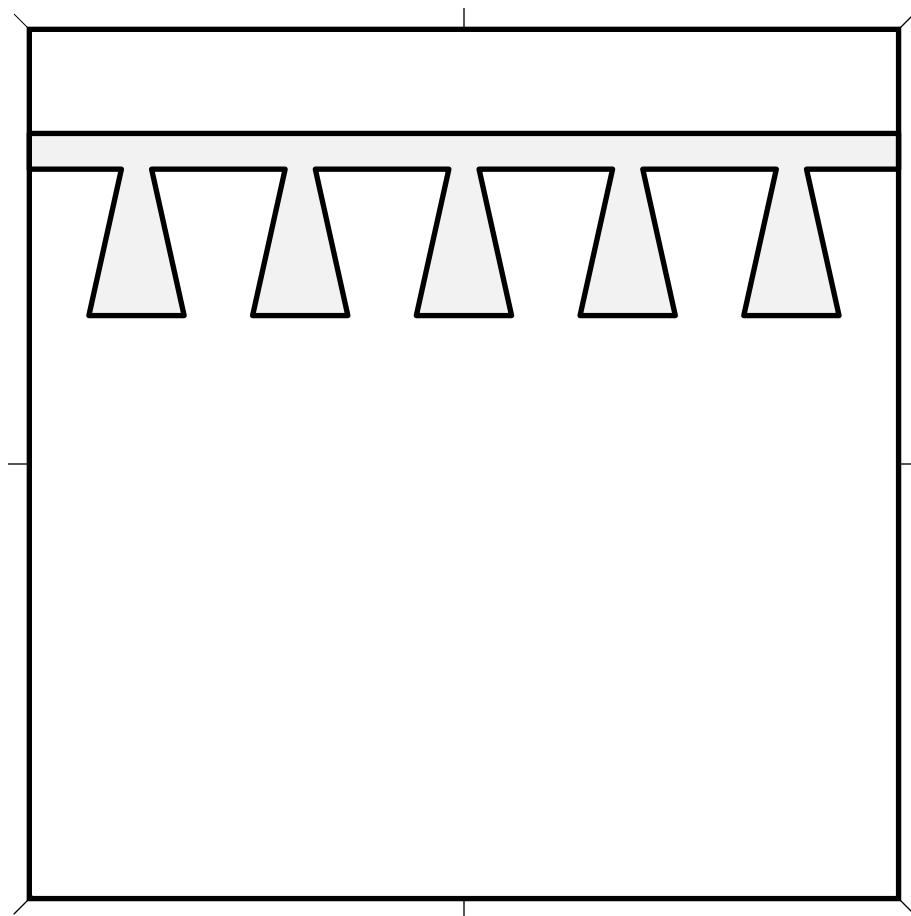
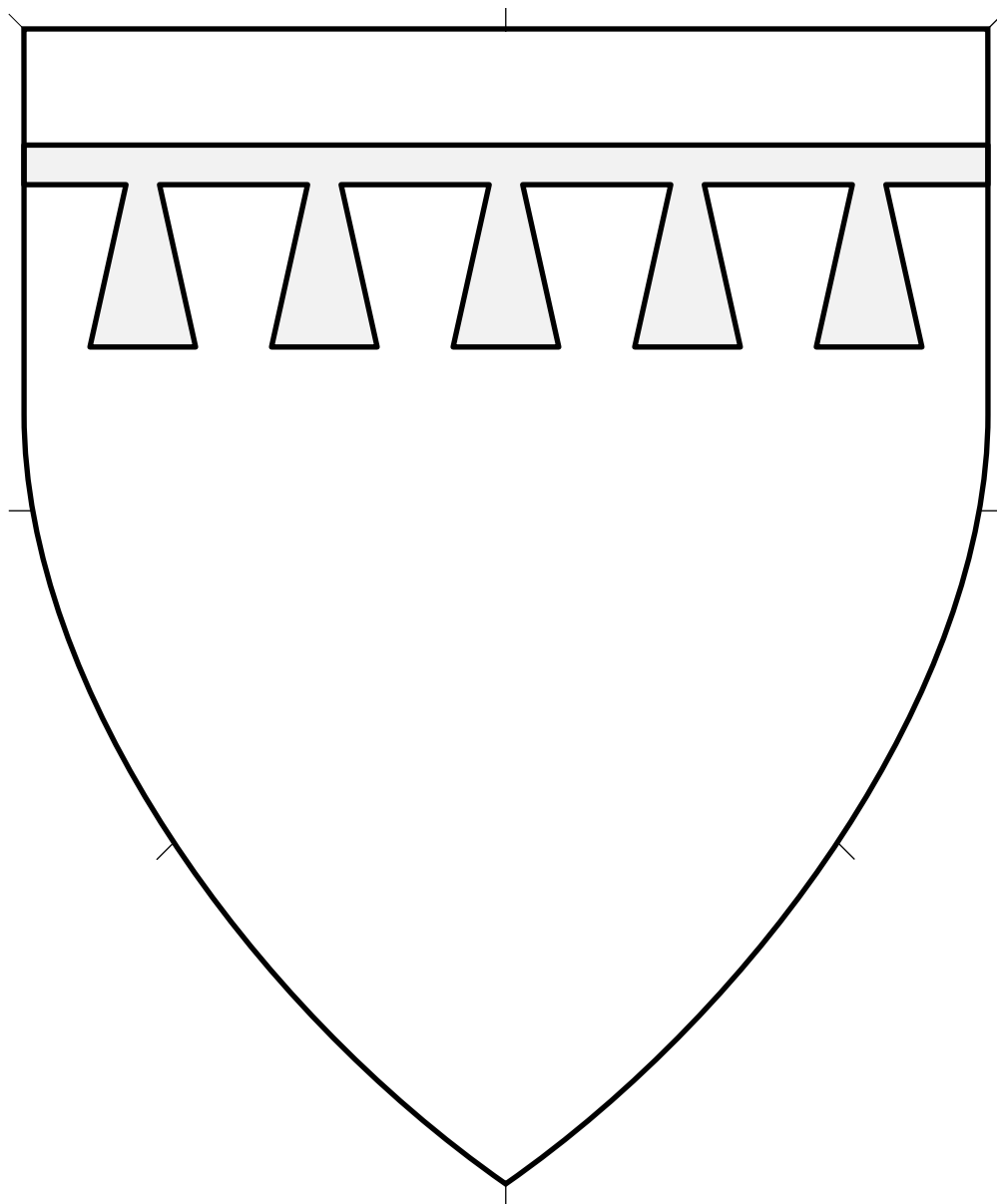
Source: Armorial Wijnbergen. Artist unknown.

Label of 4 Points Throughout 🦁 5.339



A strap with hanging points.
Default orientation: points to base.
No proper coloration.

Label of 5 Points Throughout (1) 🦉 5.340

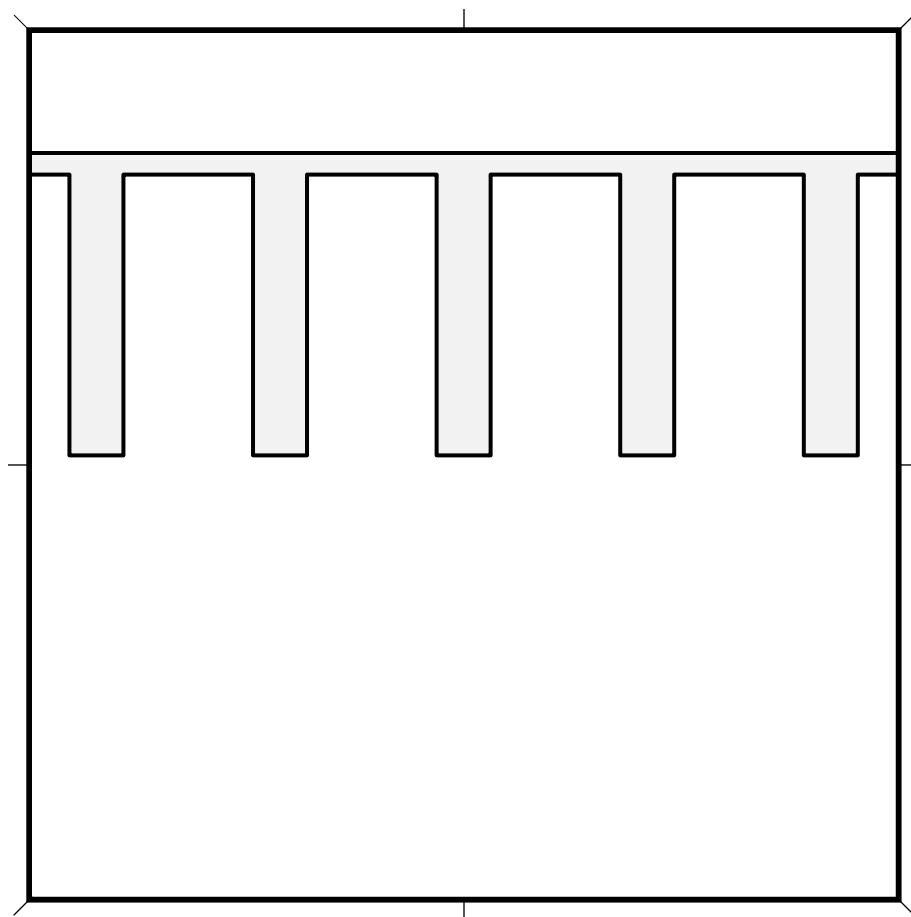
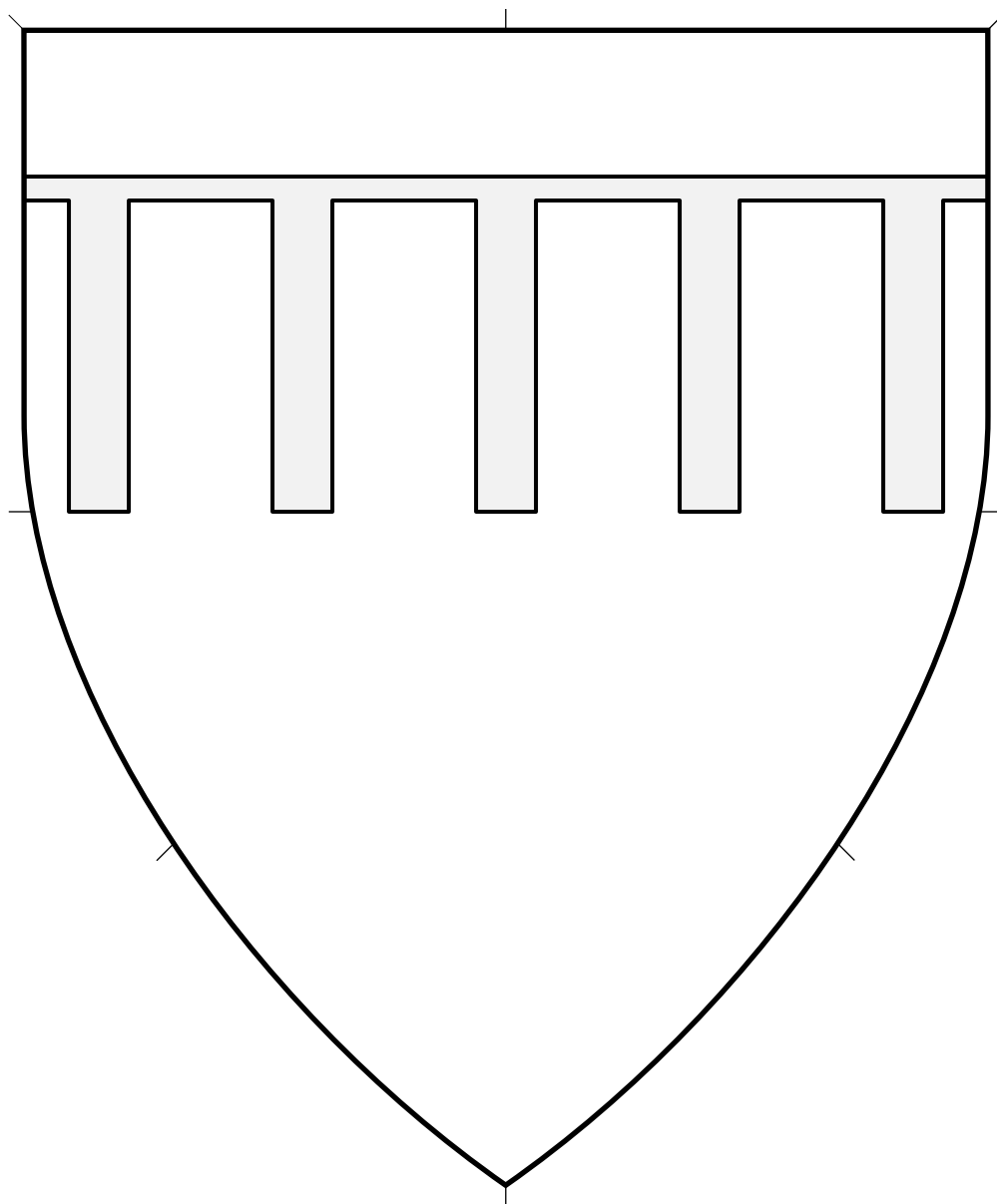


A strap with hanging points.

Default orientation: points to base. No proper coloration.

Source: Walters Ms. W.847. Artist unknown.
(Arms of Geffray Trushbutt, folio 9r.)

Label of 5 Points Throughout (2) 🦁 5.341




A strap with hanging points.

Default orientation: points to base. No proper coloration.

Source: Armorial Wijnbergen.

Artist unknown.

Label of 5 Points Throughout (3) 🦉 5.342




A maze. Depicted as a roundel with a twisting pattern drawn on it.

No default orientation. No proper coloration.

Source: Viking Answer Lady SVG Images For Heraldry. Artist: Gunnvôr silfrahárr.

Labyrinth (1) 🐉 5.343

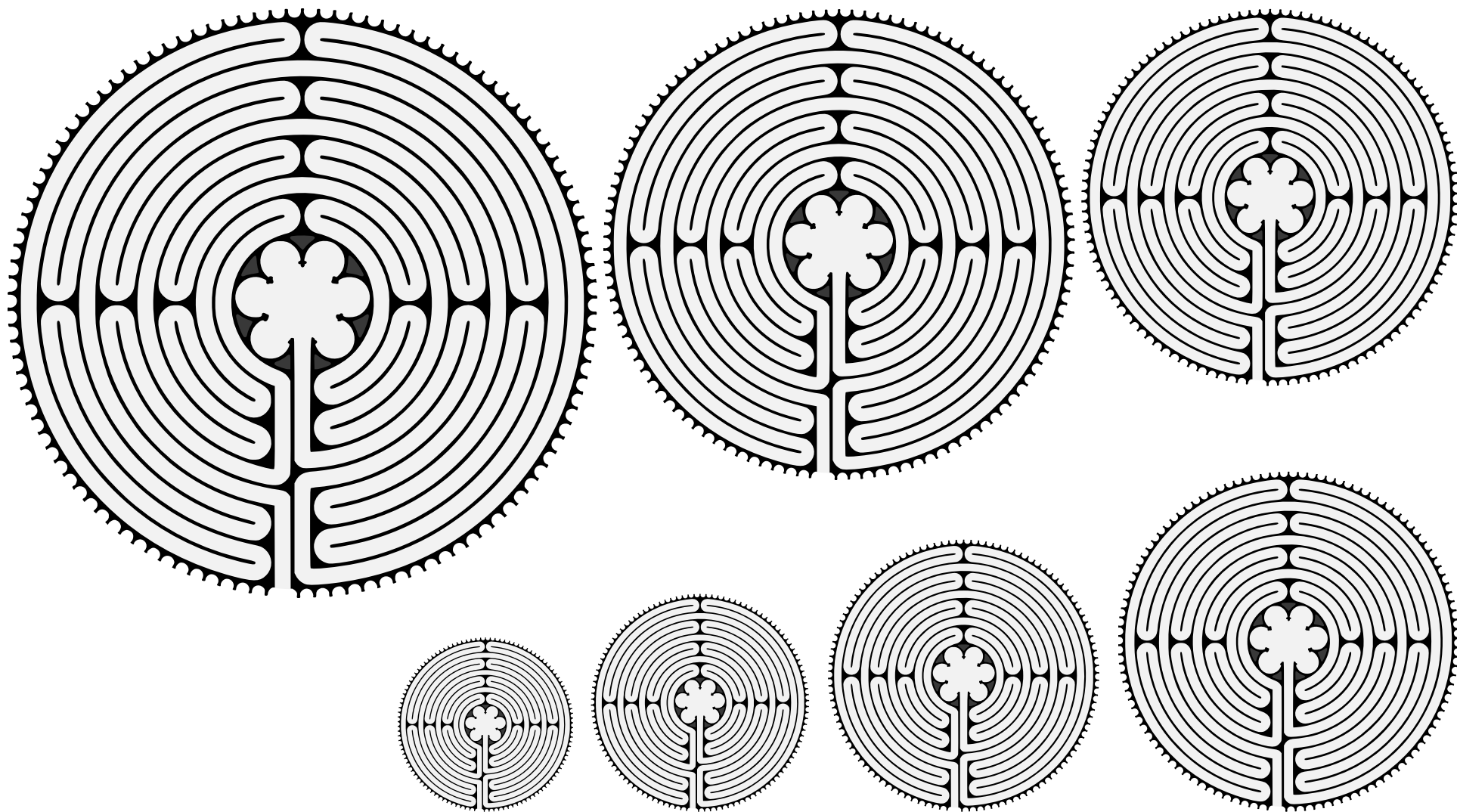


A maze. Depicted as a roundel with a twisting pattern drawn on it.

No default orientation. No proper coloration.

Source: Viking Answer Lady SVG Images For Heraldry. Artist: Gunnvôr silfrahárr.

Labyrinth (2) 🐉 5.344

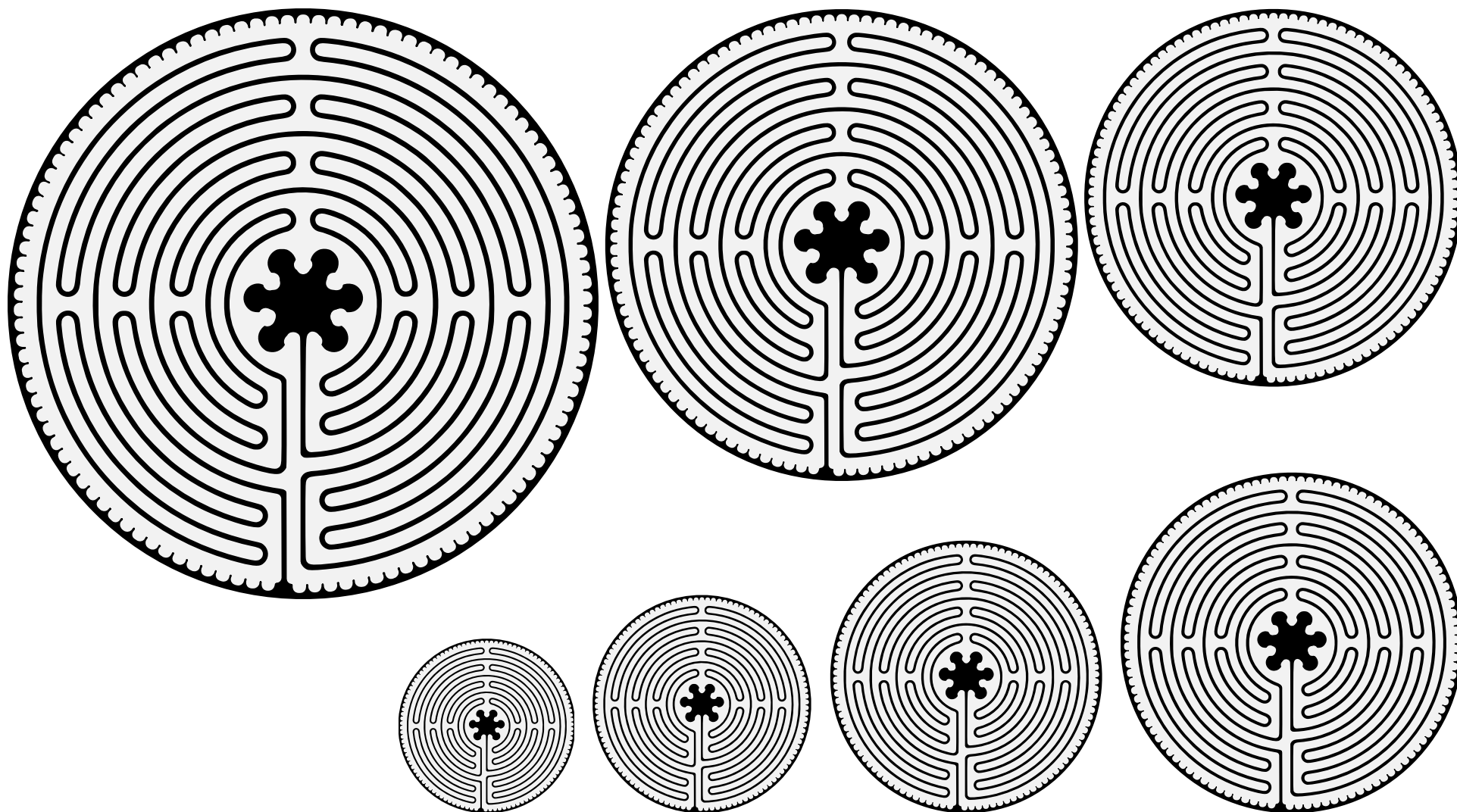


A maze. Depicted as a roundel with a twisting pattern drawn on it.

No default orientation. No proper coloration.

Adapted from a thirteenth-century design on the floor of the cathedral at Chartres.

Labyrinth (3) 🐉 5.345




A maze. Depicted as a roundel with a twisting pattern drawn on it.

No default orientation. No proper coloration.

Adapted from a thirteenth-century design on the floor of the cathedral at Chartres.

Labyrinth (4) 🐉 5.346




A maze. Depicted as a roundel with a twisting pattern drawn on it.

No default orientation. No proper coloration.

Source: Devises Heroiques et Emblemes.

Artist unknown. (Page 124.)

Labyrinth (5) 🐉 5.347




A maze. Depicted as a roundel with a twisting pattern drawn on it.

No default orientation. No proper coloration.

Artist: Iago ab Adam. Adapted from a standard in
"Les Douze Livres de Robert Valturin". (Folio 174r.)

Labyrinth (6) 🐉 5.348

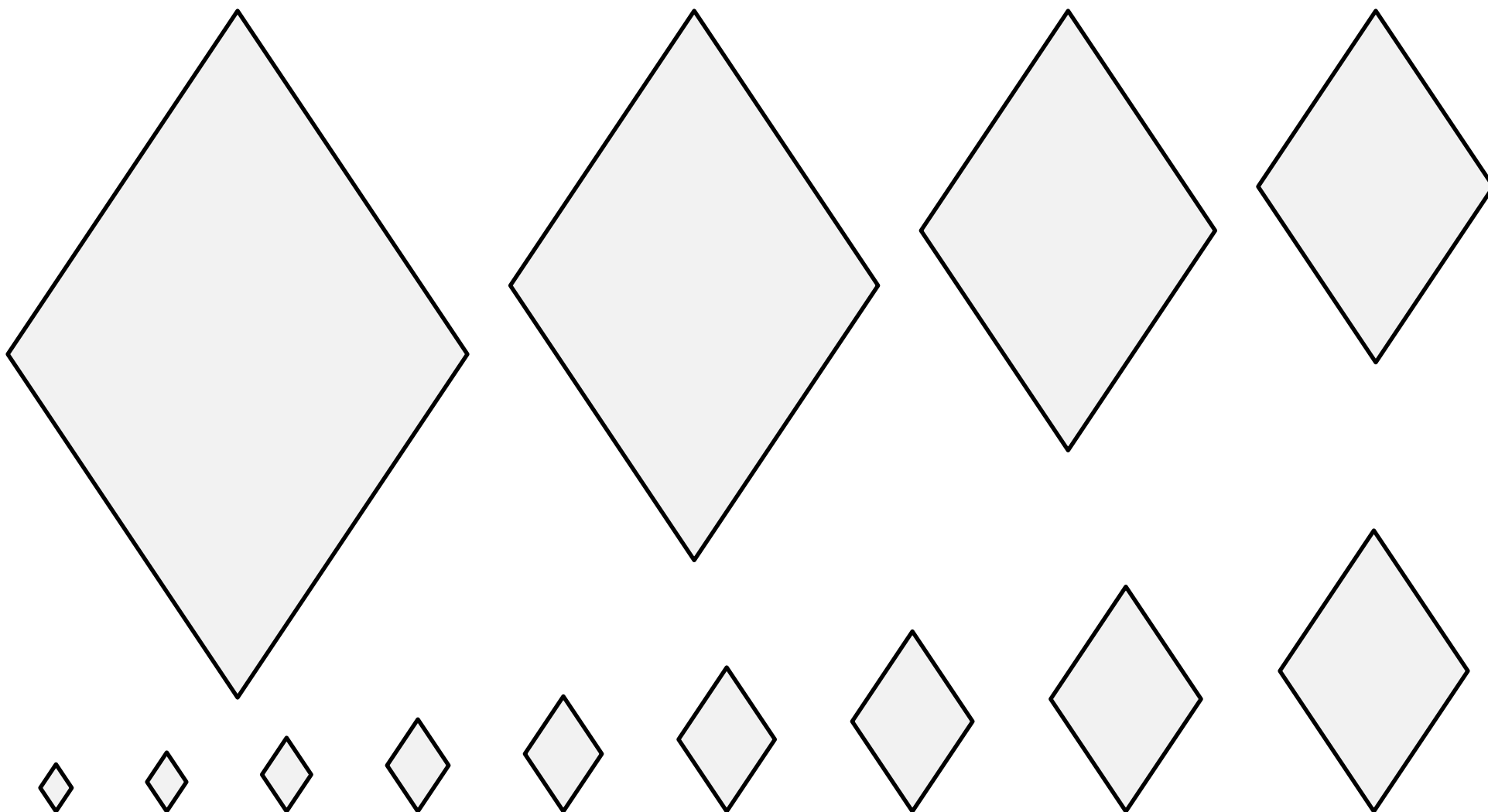


The Lauburu is a pattern made of curvy comma shapes, which is widely found in Basque culture.

This charge has not yet been registered and would require documentation showing its use prior to 1600; most sources indicate that it only became widespread after our period of study.

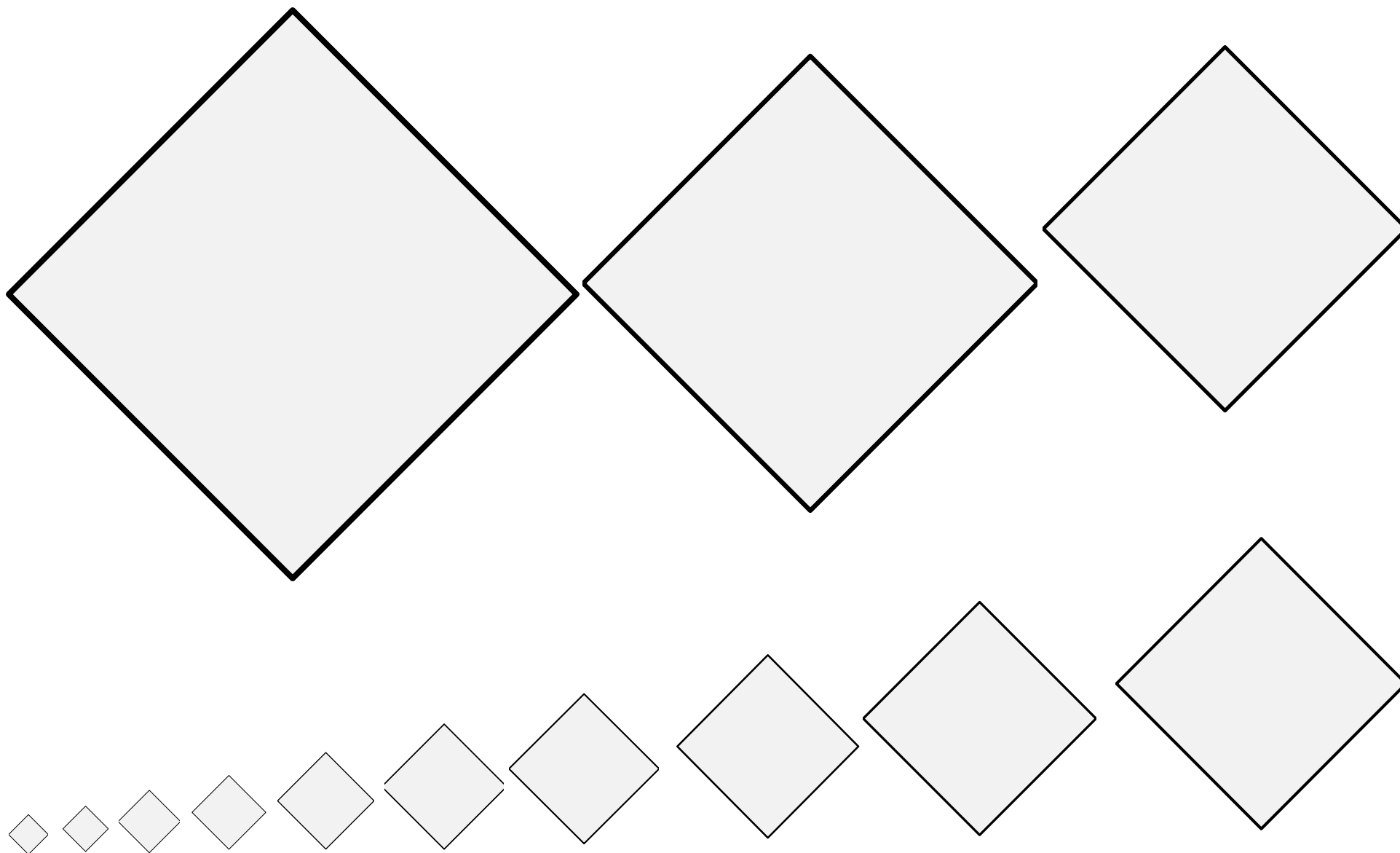
This design is related to the swastika and thus might be considered offensive.

Lauburu 🐉 5.349



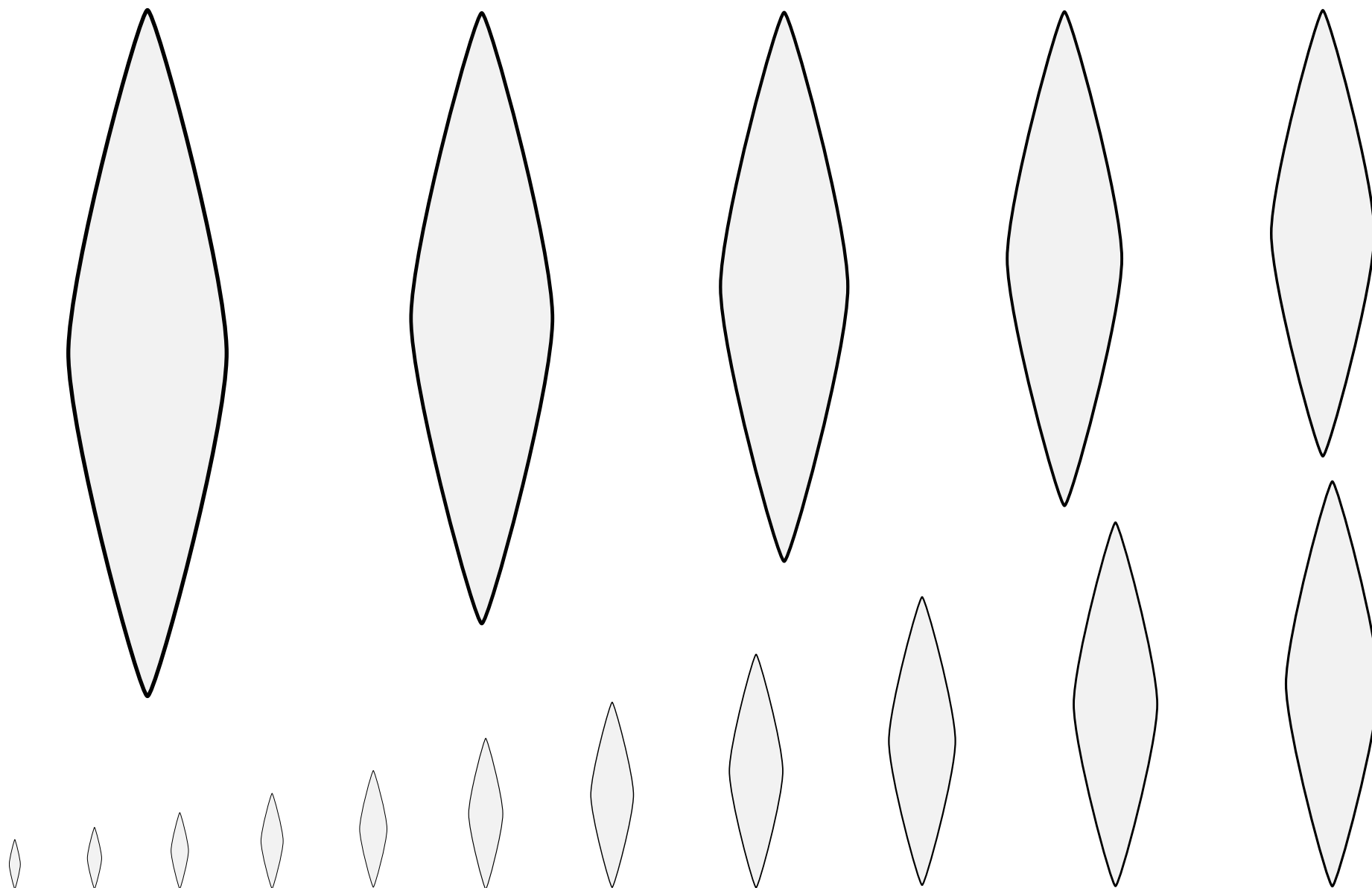
A diamond shape. Sometimes blazoned a “fusil” if the lozenge is especially narrow.
Default orientation: one point to chief.

Lozenge (1) 🦉 5.350



A diamond shape. Sometimes blazoned a “fusil” if the lozenge is especially narrow.
Default orientation: one point to chief.

Lozenge (2) 🦉 5.351

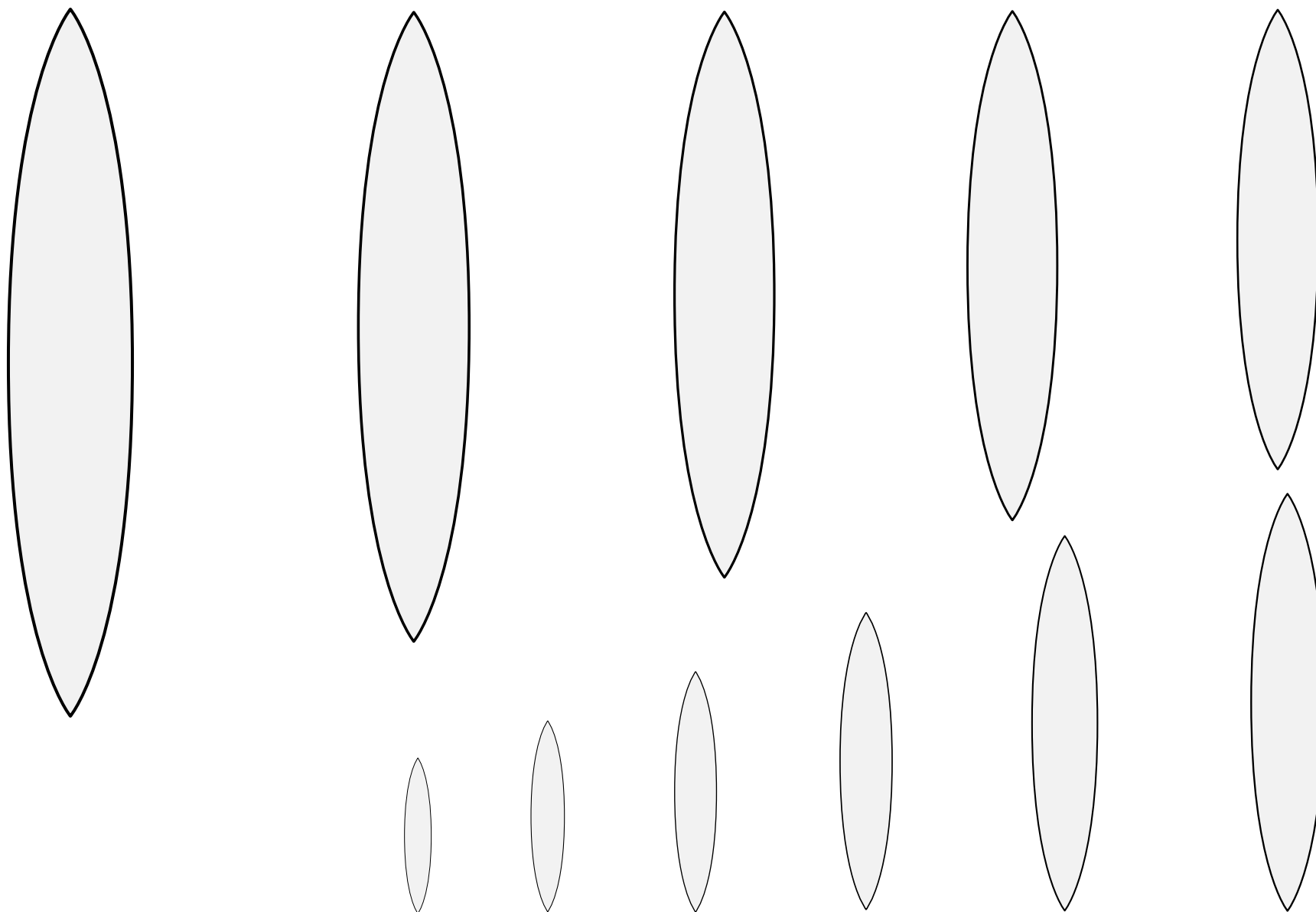


A diamond shape. Sometimes blazoned a “fusil” if the lozenge is especially narrow.

Default orientation: one point to chief.

Source: Le second volume de la premiere partie du blason d'armoiries. Artist unknown.

Lozenge (3) 🦉 5.352

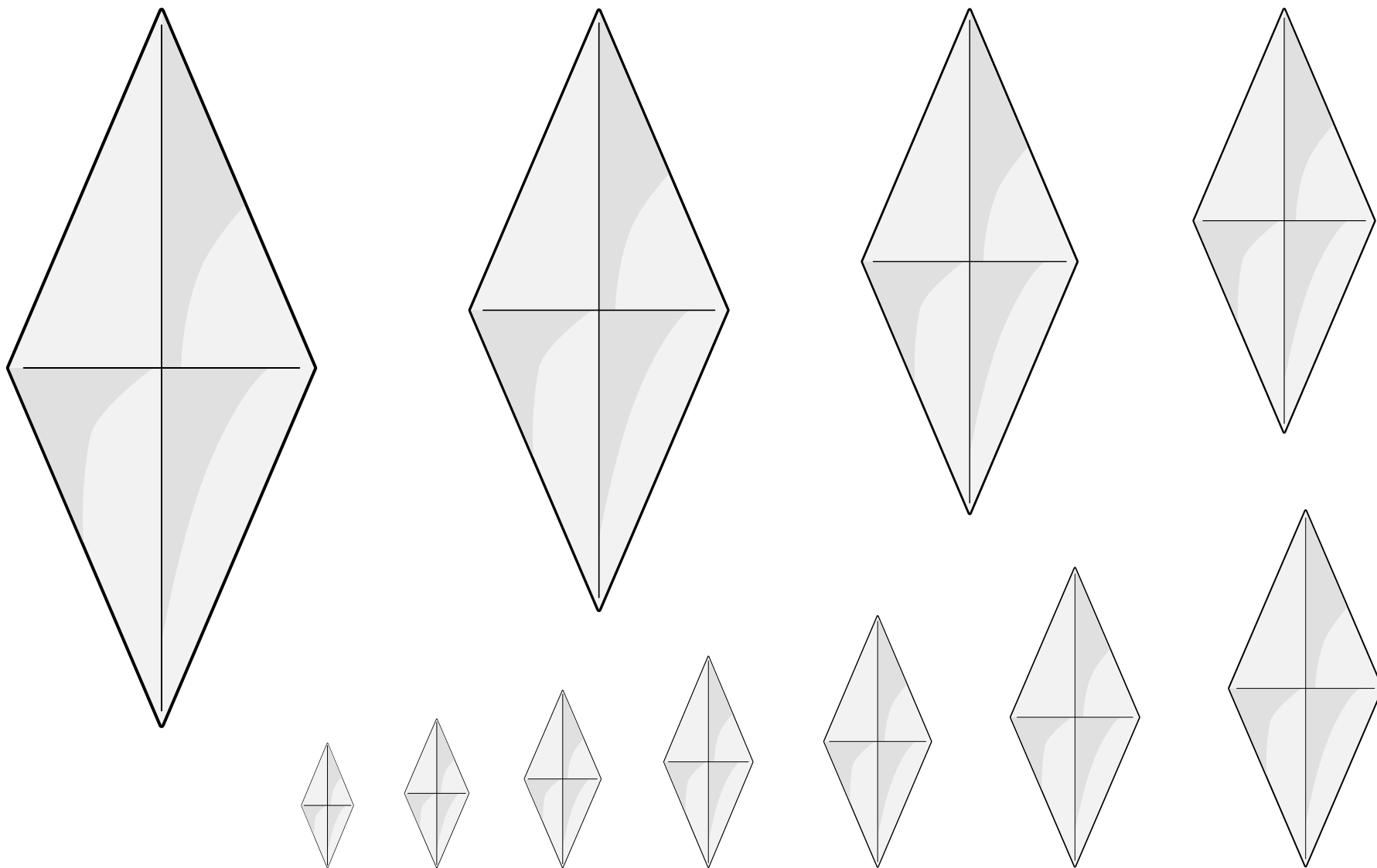


A diamond shape. Sometimes blazoned a “fusil” if the lozenge is especially narrow.

Default orientation: one point to chief.

Source: Nobiliario de Armas de Valencia, Aragón y Cataluña. Artist unknown. (Folio 1v.)

Lozenge (4) 🦁 **5.353**

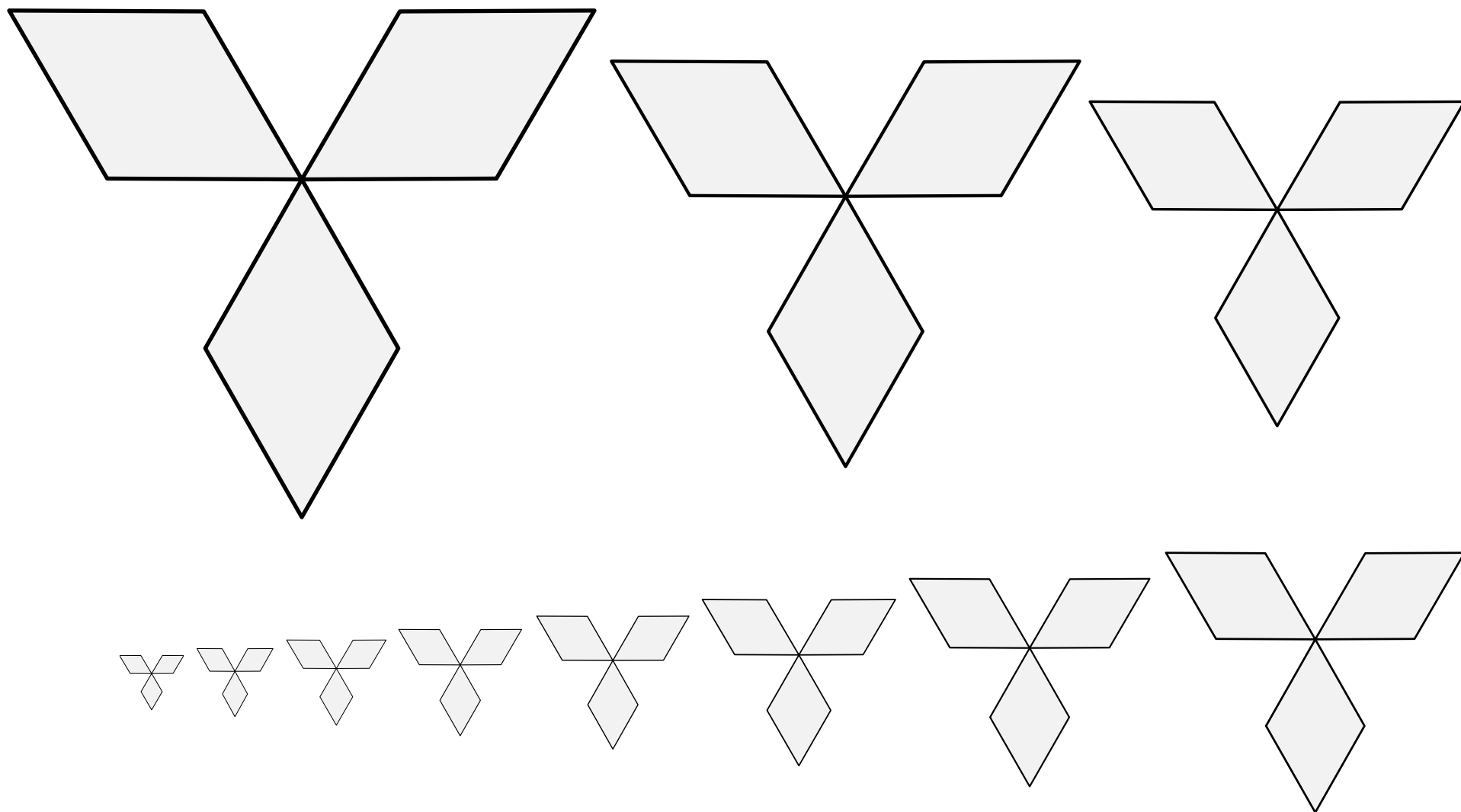


A diamond shape. Sometimes blazoned a “fusil” if the lozenge is especially narrow.

Default orientation: one point to chief.

Source: Sammlung von Wappen aus Verschiedenen. Artist unknown. (Page 270.)

Lozenge (5) 🐉 5.354




A diamond shape.

Default orientation: one point to chief.

Source: Siebmacher's Wappenbuch of 1605. Artist: Johann Siebmacher. (Plate 52, arms of Braun.)

Lozenges, Three, Conjoined In Pall  5.355

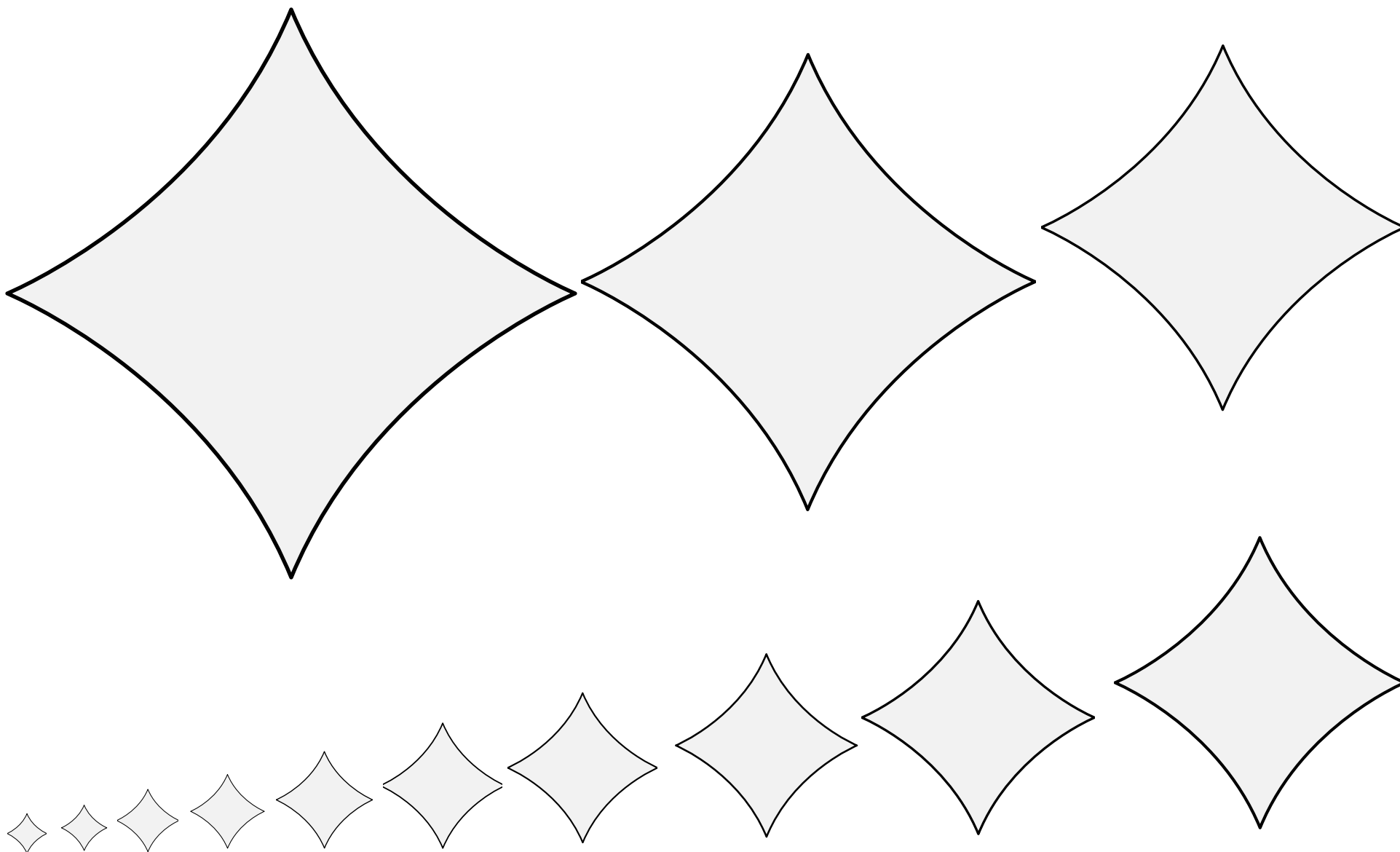


A diamond shape.

Default orientation: one point to chief.

The term “ployé” indicates that the sides are curved in.

Lozenge Ployé (1) 🦉 5.356

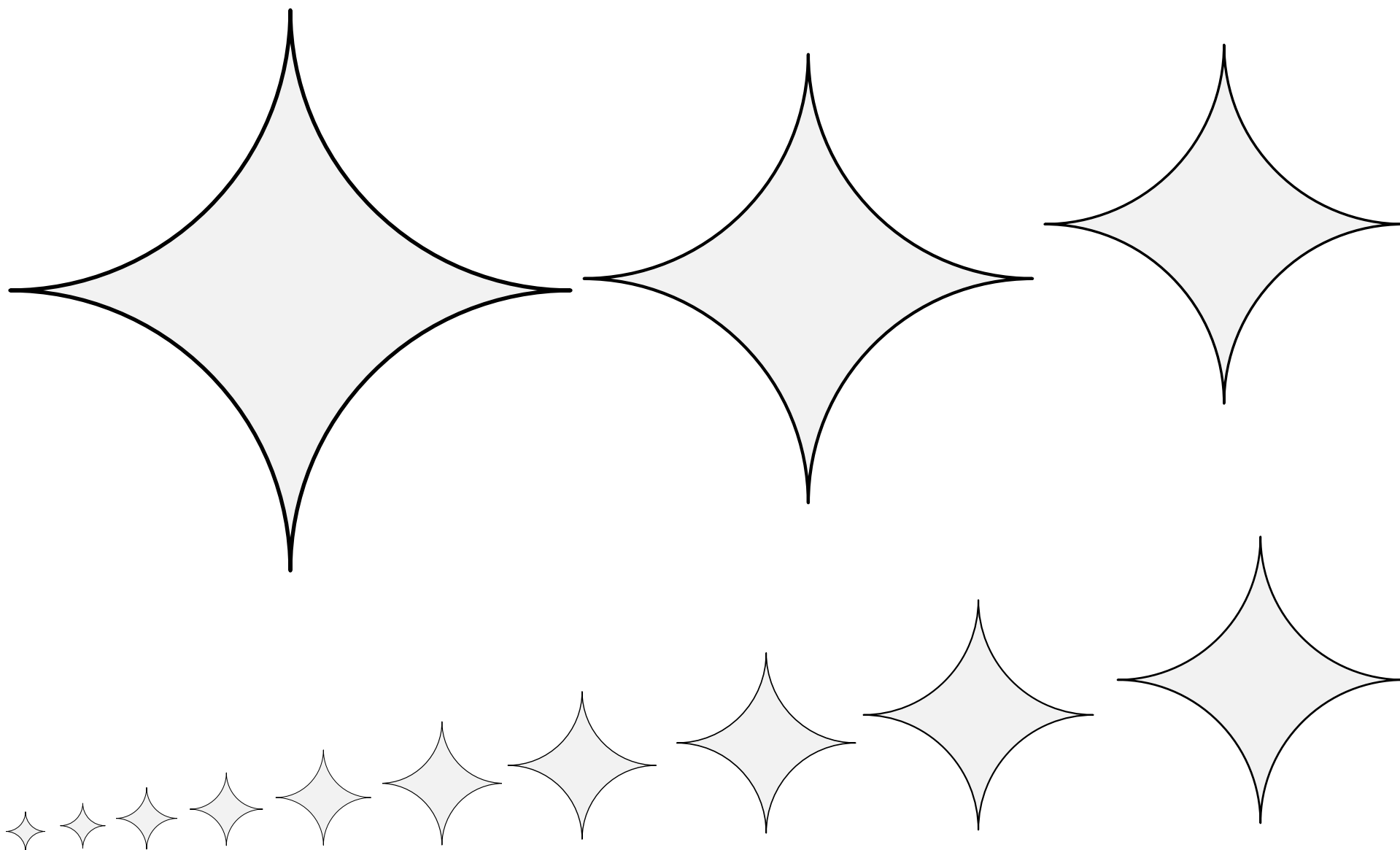


A diamond shape.

Default orientation: one point to chief.

The term “ployé” indicates that the sides are curved in.

Lozenge Ployé (2) 🦉 5.357

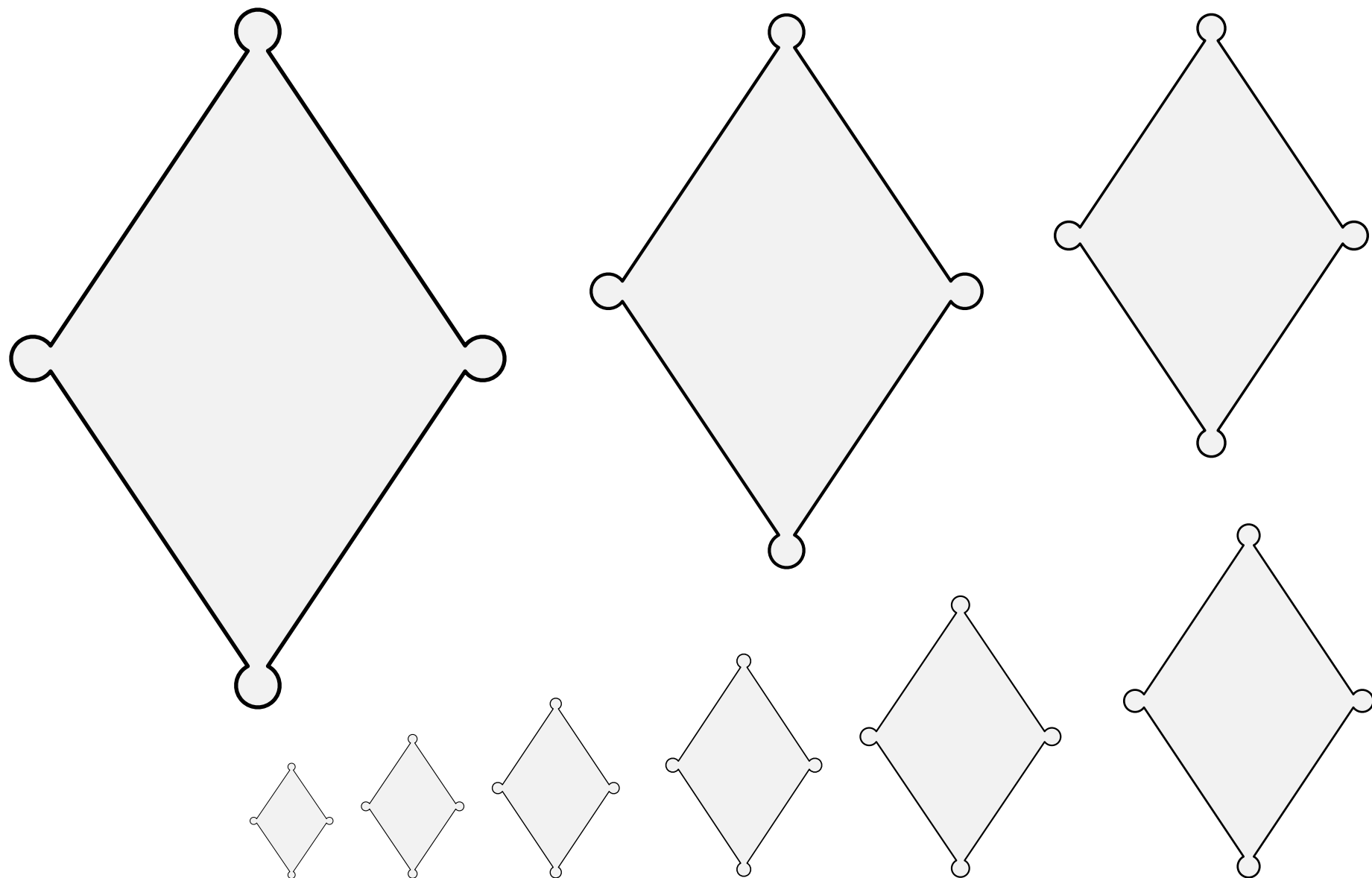


A diamond shape.

Default orientation: one point to chief.

The term “ployé” indicates that the sides are curved in.

Lozenge Ployé (3) 🦉 **5.358**

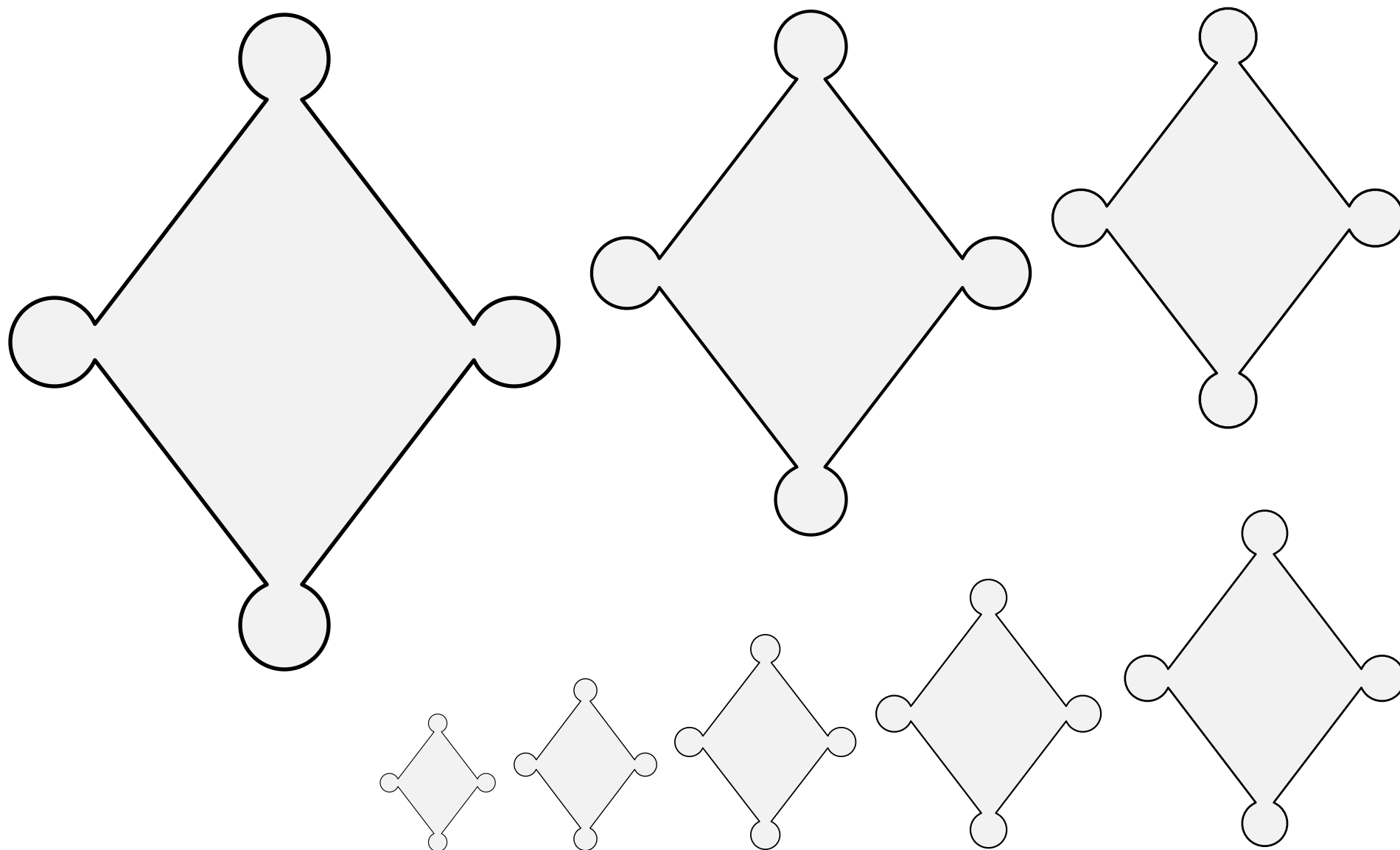


A diamond shape.

Default orientation: one point to chief.

The term “pometty” indicates that a round ball has been added to each corner.

Lozenge Pometty (1) 🦉 5.359

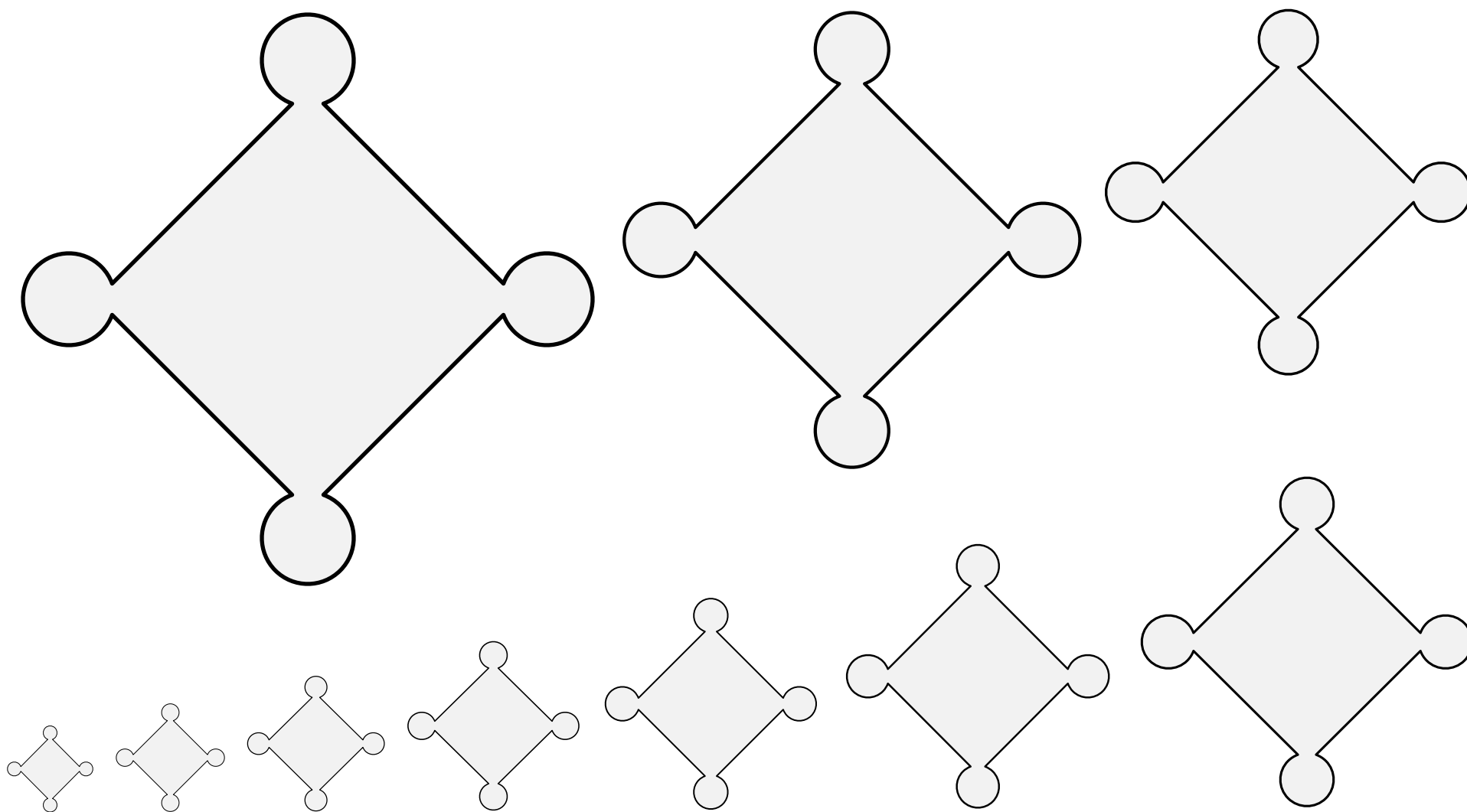


A diamond shape.

Default orientation: one point to chief.

The term “pometty” indicates that a round ball has been added to each corner.

Lozenge Pometty (2) 5.360

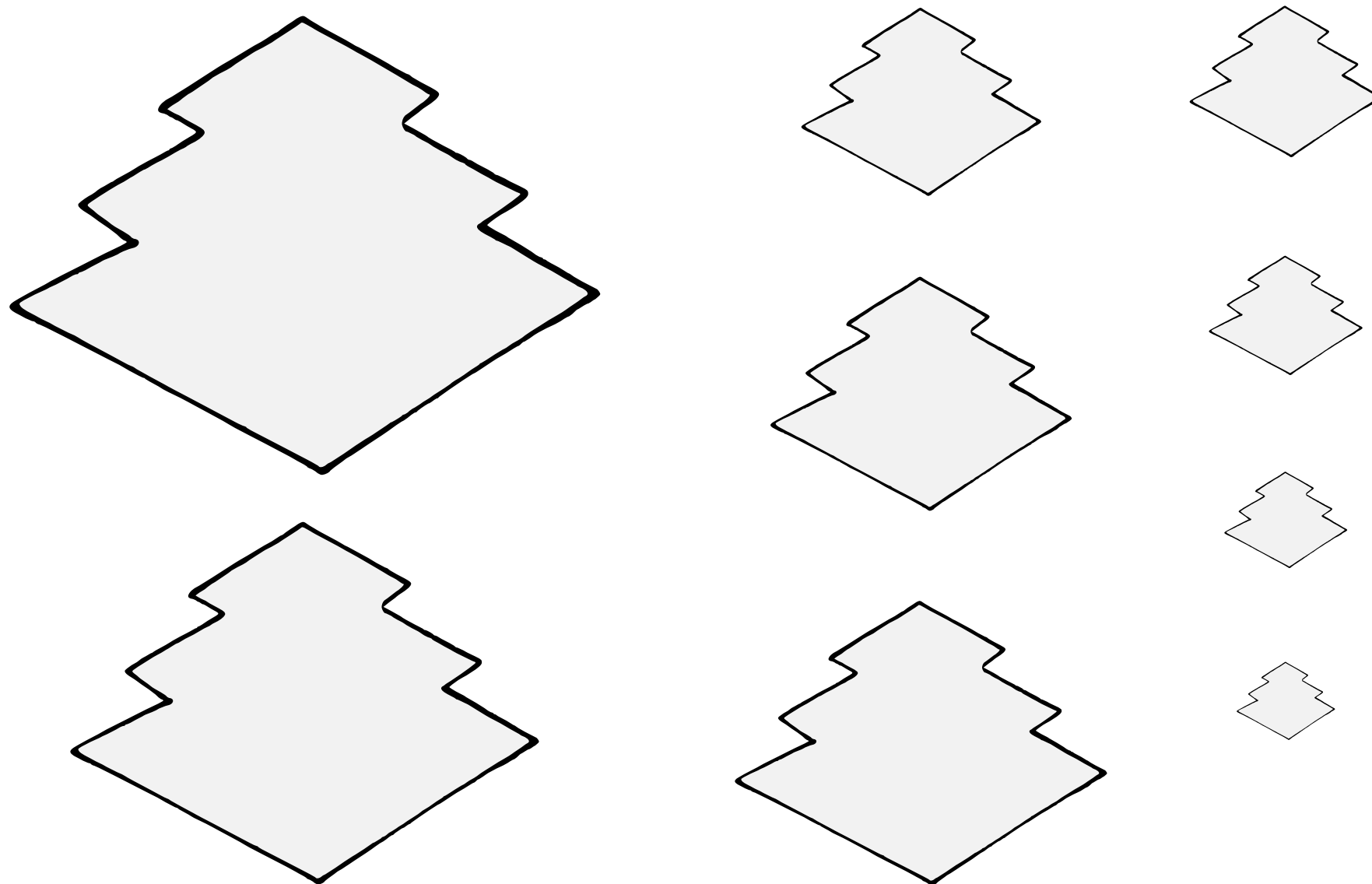


A diamond shape.

Default orientation: one point to chief.

The term “pometty” indicates that a round ball has been added to each corner.

Lozenge Pometty (3) 🦉 5.361



Found in Japanese armory where it is blazoned "Three Story Water Chestnut."

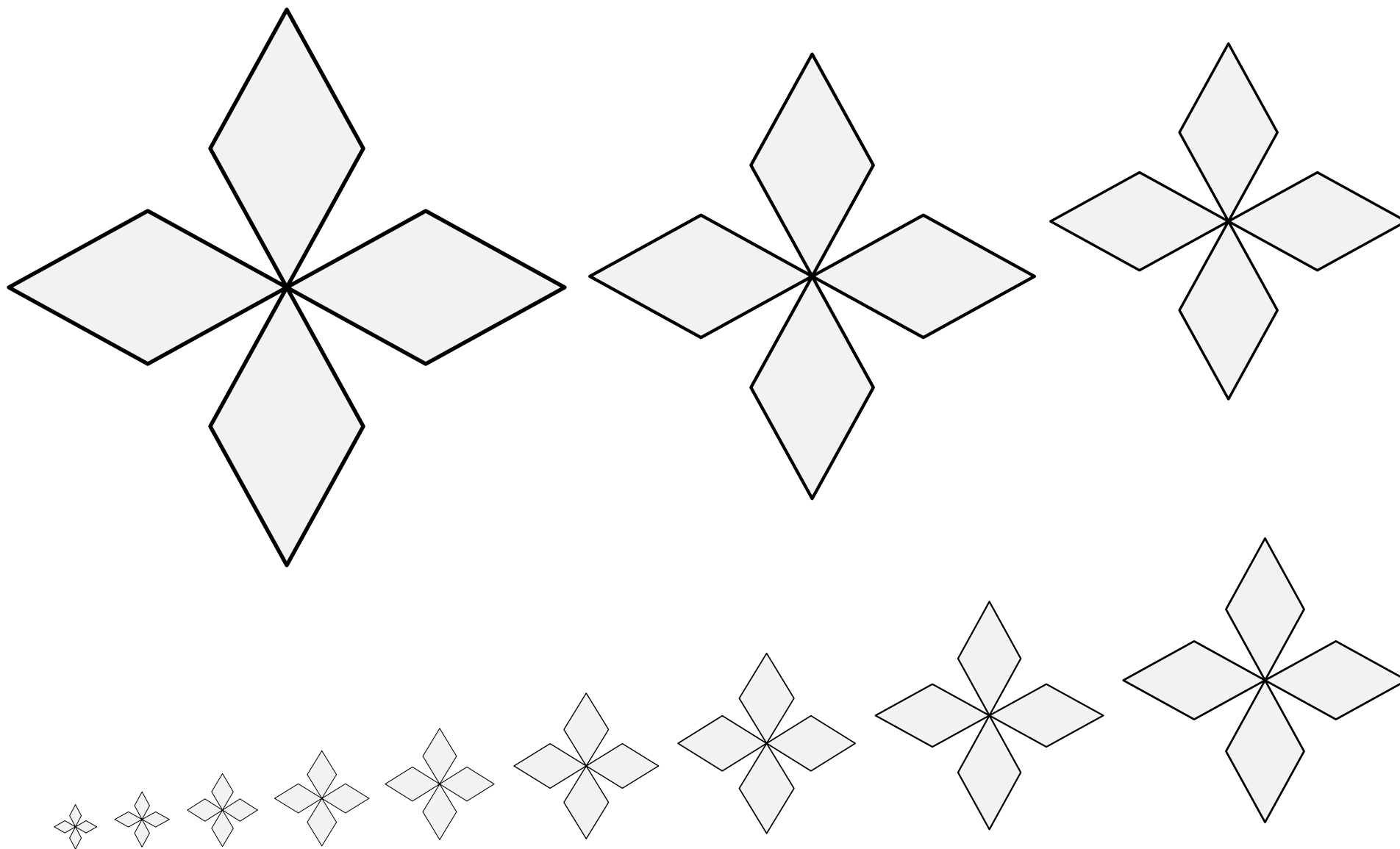
This charge has not yet been registered in the Society.

Source: Kenmon Shokamon. (Japan, 1470)

Artist unknown. (Mon of Ogasawara.)

Adapted by Séamus Uí Chonchobhair.

Lozenges, Three, Conjoined in Pale 🦉 5.362




Four diamond shapes arranged in a cross.

Default orientation: crosswise. No proper coloration.

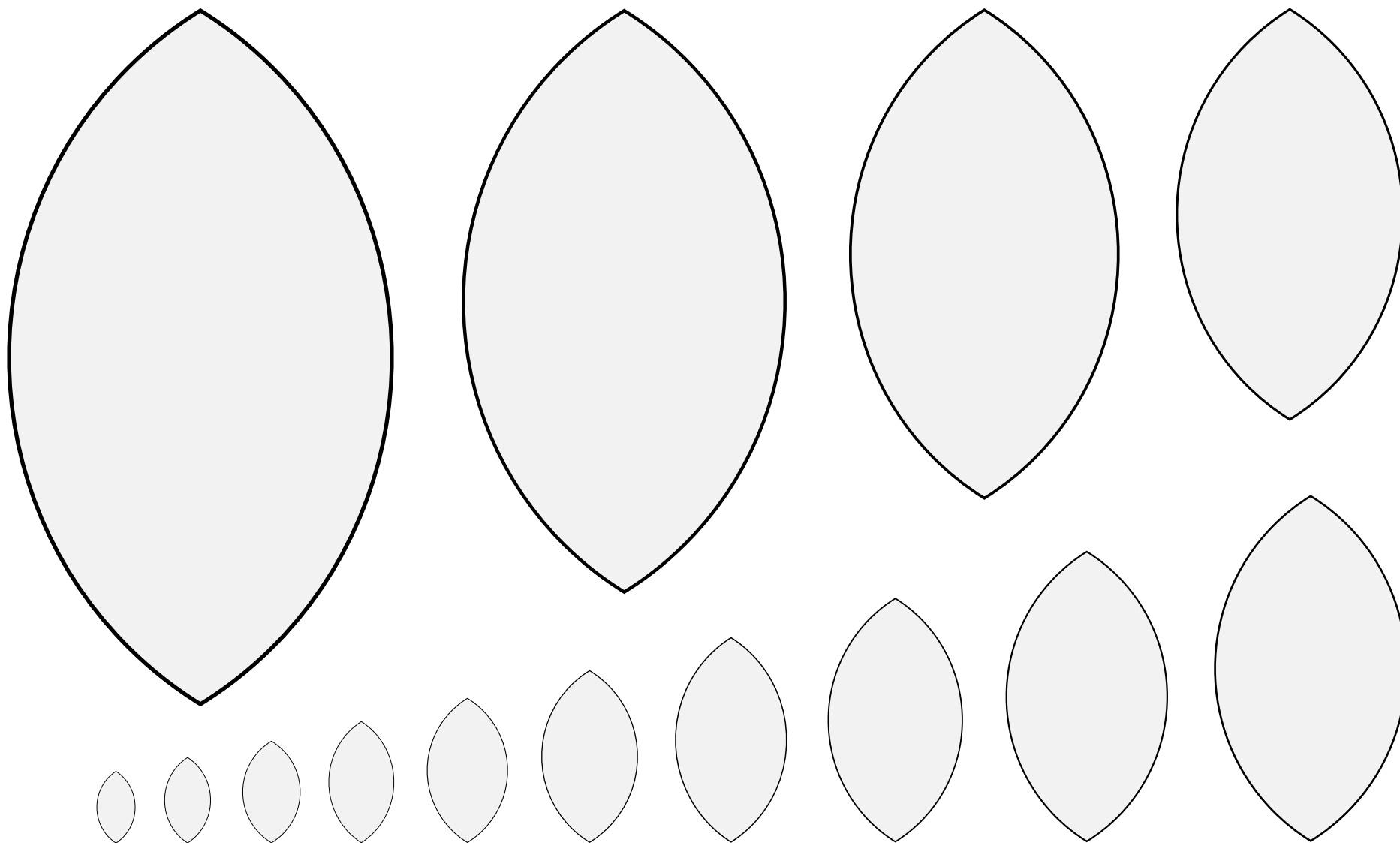
Source: Pennsic Traceable Art. Artist unknown.

Lozenges, Cross of Four (1) 🐉 5.363



Four diamond shapes arranged in a cross.
Default orientation: crosswise. No proper coloration.


Lozenges, Cross of Four (2) 🐉 5.364




A variant of a lozenge with rounded sides.


Default orientation: points to chief and base. No proper coloration.

Source: Wappenbuch der Arlberg-Bruderschaft. Artist: Vigil Raber. (Page 570.)



A diamond shape voided.
 Default orientation: one point to chief.


Masle (1)  5.366



A diamond shape voided.

Default orientation: one point to chief.


Source: Pennsic Traceable Art. Artist: Unknown.



A diamond voided.

Default orientation: one point to chief.









Source: Pennsic Traceable Art. Artist: Unknown.



A diamond voided.

Default orientation: one point to chief.


Mascles, Two, Braced In Pale  5.369



A diamond voided.

Default orientation: one point to chief.

Mascles, Three, Braced In Pale  5.370




A diamond voided.

Default orientation: one point to chief.

The term ploye describes a shape with curved sides.


Source: Pennsic Traceable Art. Artist: Roana d'Evreux.



A diamond voided.

Default orientation: one point to chief.


The term ploye describes a shape with curved sides.



A diamond voided.

Default orientation: one point to chief.


Masle Fleury at the Upper Point (1)  **5.373**



A diamond voided.

Default orientation: one point to chief.


Masle Fleury at the Upper Point (2) • 5.374



A diamond voided.


Default orientation: one point to chief.

Masle Fleury at the Upper Point (3)  5.375



A diamond shape voided with demi fleurs de lys at each corner.
Default orientation: one point to chief.

Masculyn (1) • 5.376




A diamond shape voided with demi fleurs de lys at each corner.

Default orientation: one point to chief.


Source: Fenwick Roll. Artist unknown.

Masculyn (2) • 5.377




A diamond shape voided with demi fleurs de lys at each corner.
Default orientation: one point to chief.

Masculyne (3) • 5.378



A diamond shape voided with demi fleurs de lys at each corner.
Default orientation: one point to chief.

Masculyn (4) • 5.379



A three-armed curving spiral shape. May be drawn with or without an annulet connecting the tails.

Appears in Japanese heraldry. Considered a Step From Core Practice (SFCP).


Also blazoned “three tomoe in annulo.”

No default orientation. No proper coloration.

Source: Pennsic Herald's Point Artists. Artist unknown.

Adapted by Mathghamhain Ua Ruadháin.

Mitsutomoe (1) 🦉 5.380



A three-armed curving spiral shape. May be drawn with or without an annulet connecting the tails.


Appears in Japanese heraldry. Considered a Step From Core Practice (SFCP).

Also blazoned “three tomoe in annulo.”

No default orientation. No proper coloration.

Source: O-umajirushi. Artist: Kyūan.

Mitsutomoe (2) 🌀 5.381



A three-armed curving spiral shape. May be drawn with or without an annulet connecting the tails.

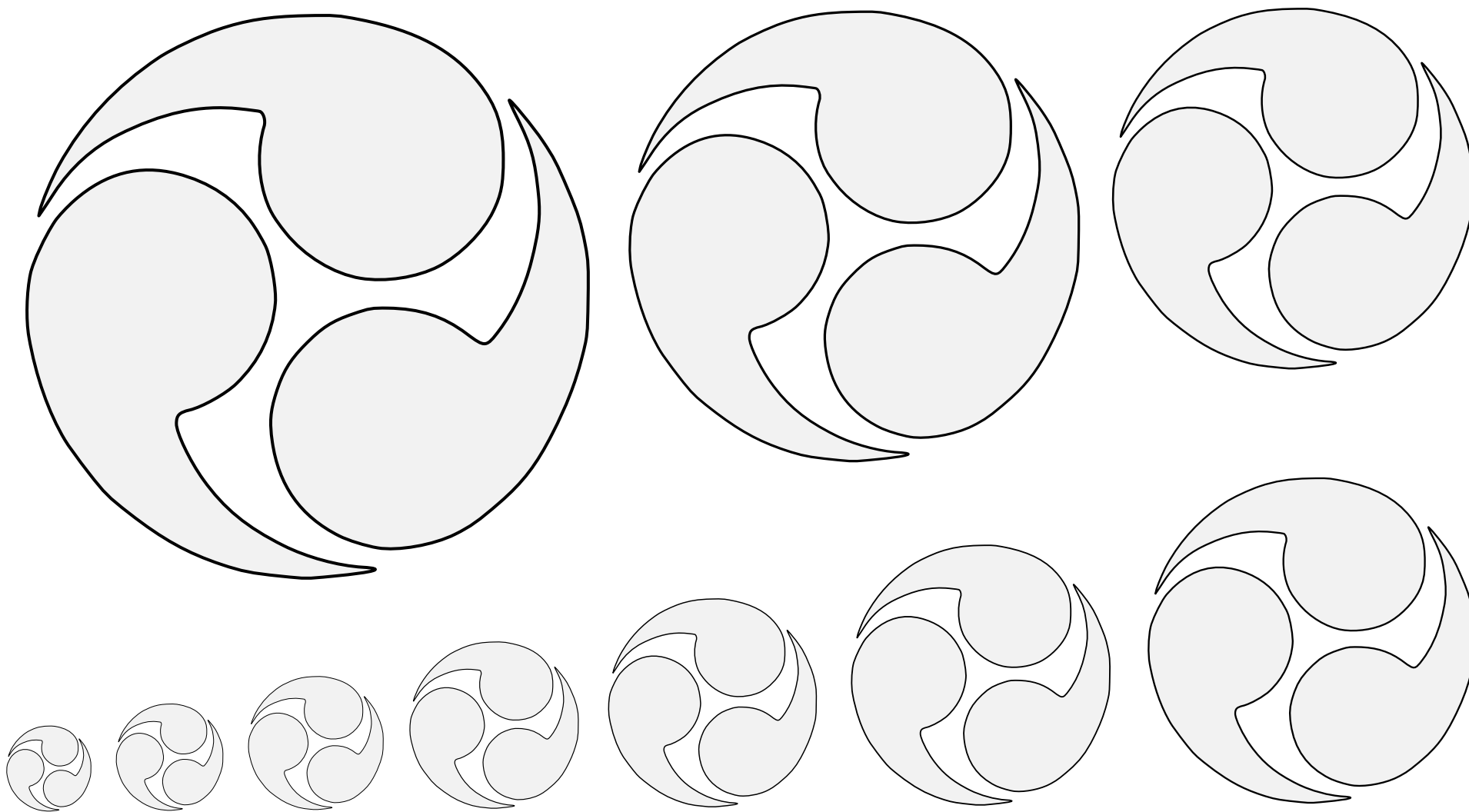
Appears in Japanese heraldry. Considered a Step From Core Practice (SFCP).

Also blazoned “three tomoe in annulo.”

No default orientation. No proper coloration.

Source: O-umajirushi. Artist: Kyūan.

Mitsutomoe (3) 🍷 5.382



A three-armed curving spiral shape. May be drawn with or without an annulet connecting the tails.


Appears in Japanese heraldry. Considered a Step From Core Practice (SFCP).

Also blazoned “three tomoe in annulo.”

No default orientation. No proper coloration.

Artist: Elionora inghean Ui Cheallaigh.

Mitsutomoe (4) 🐉 5.383



A star. Five points by default. Default orientation: one point to chief.

Mullet of 4 Points 🦉 5.384



A star. Five points by default. Default orientation: one point to chief.

This elongated form is occasionally used to depict comets, and is considered a Step From Core Practice (SFCP).


Artist: Lily Morgaine.

Mullet of 4 Elongated to Base 🦉 5.385




A star. Five points by default. Default orientation: one point to chief.

Mullet (of 5 Points, 1) 🦉 5.386



A star. Five points by default. Default orientation: one point to chief.

Mullet (of 5 Points, 2)  **5.387**




A star. Five points by default. Default orientation: one point to chief.

Mullet Pierced 🐉 5.388



A star. Five points by default. Default orientation: one point to chief.

Mullet Voided 🐉 5.389




A star. Five points by default. Default orientation: one point to chief.

Sometimes called a “pentacle,” but not so blazoned.

Source: Viking Answer Lady SVG Images
For Heraldry. Artist: Gunnvör silfrahárr.

Mullet Voided and Interlaced (1) • 5.390



A star. Five points by default.

Default orientation: one point to chief.


Sometimes called a “pentacle,” but not so blazoned.

Source: Siebmacher’s Wappenbuch of 1605.

Artist: Johann Siebmacher.


(Page 119, arms of Degelin von Wangen.)

Mullet Voided and Interlaced (2) 🐉 5.391




A star. Five points by default. Default orientation: one point to chief.

Mullet of 6 Points (1) 🐉 5.392



A star. Five points by default. Default orientation: one point to chief.

Mullet of 6 Points (2) 🦉 5.393




A star. Five points by default. Default orientation: one point to chief.

Source: Wappenbuch der Arlberg-Bruderschaft.


Artist: Vigil Raber. (Page 83.)

Mullet of 6 Points (3) 🦉 5.394



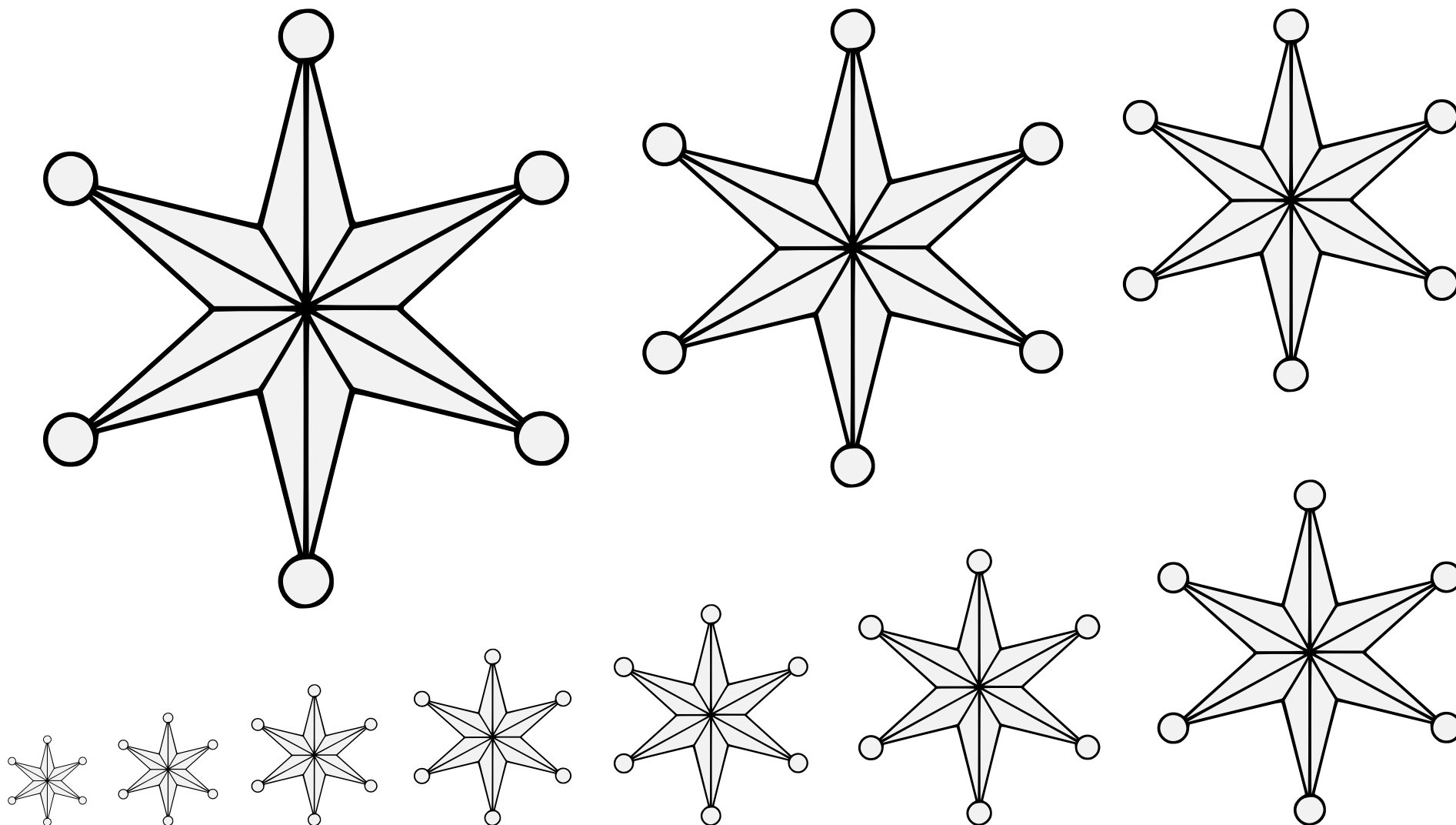
A star. Five points by default. Default orientation: one point to chief.
Source: BnF MS Allemand 304. Artist unknown. (Page 690.)

Mullet of 6 Points (4) 🐉 5.395



A star. Five points by default.
 Default orientation: one point to chief.

Mullet of 6 Points Voided  5.396



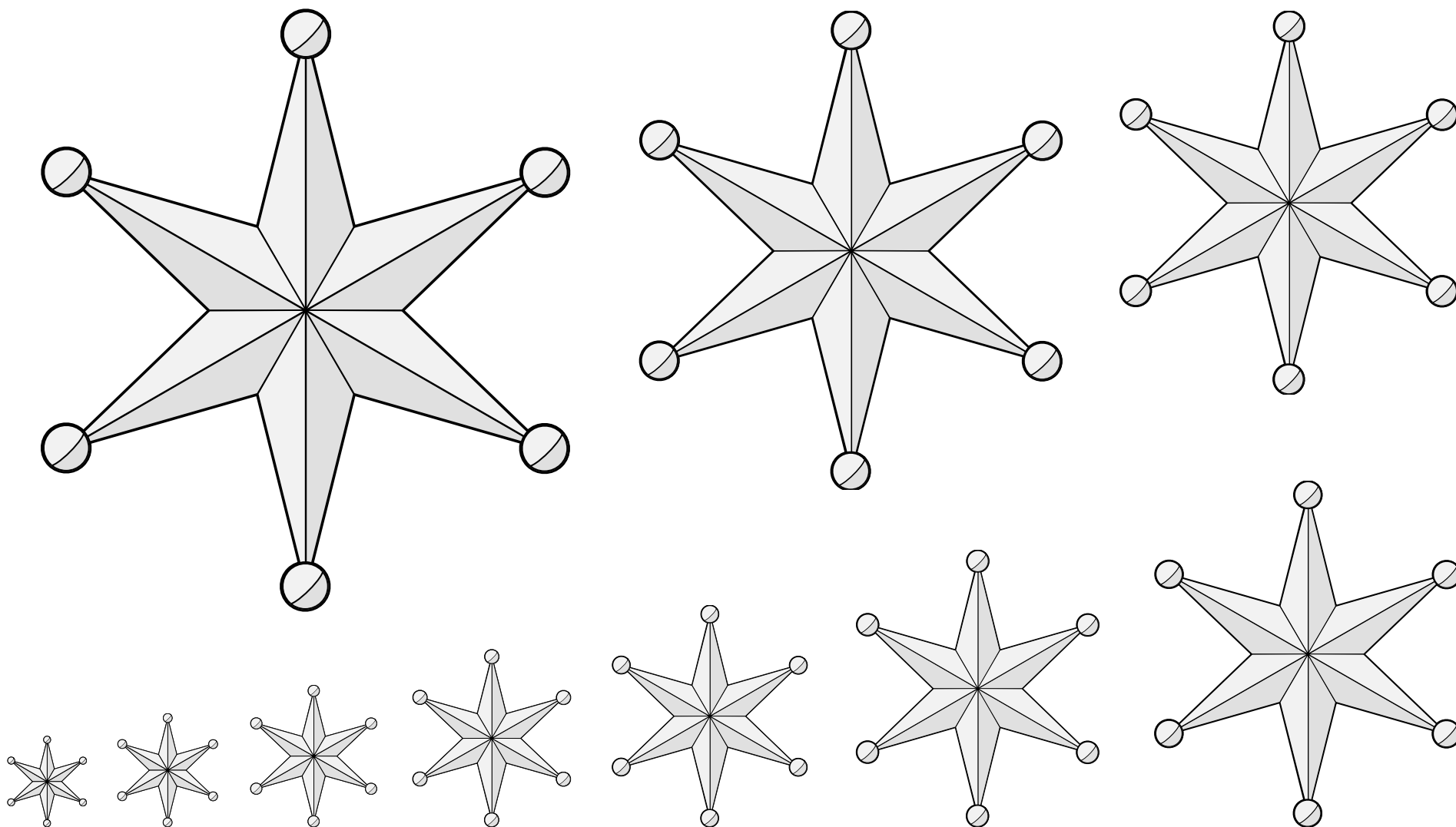
A star. Five points by default. Default orientation: one point to chief.

Source: Insignia Nobilium Patavinorum.

Artist unknown. (Arms of Fazoli, folio 13.)

Adapted by Jessimond of Emerickeskepe.


Mullet of 6 Points Pometty (1) 5.397



A star. Five points by default. Default orientation: one point to chief.


Source: Insignia Nobilium Patavinorum.
Artist unknown. (Arms of Fazoli, folio 13.)

Mullet of 6 Points Pometty (2)  5.398



A star. Five points by default. Default orientation: one point to chief.

Mullet of 7 Points 🐉 5.399




A star. Five points by default.

Default orientation: one point to chief.

Source: Pennsic Traceable Art. Artist: Unknown.


Mullet of 7 Points Voided and Interlaced (1) • 5.400



A star. Five points by default.


Default orientation: one point to chief.

Mullet of 7 Points Voided and Interlaced (2)  5.401



A star. Five points by default. Default orientation: one point to chief.


Mullet of 8 Points (1) 🐉 5.402



A star. Five points by default. Default orientation: one point to chief.

Source: Insignia Florentinorum. Artist unknown. (Arms of Lucardesi, folio 87.) Adapted by Mathghamhain Ua Ruadháin.


Mullet of 8 Points (2) 🦉 5.403



A star. Five points by default. Default orientation: one point to chief.


Source: Lewis Armorial. Artist unknown. (Folio 11v.)

Mullet of 8 Points (3) 🦉 5.404



A star. Five points by default.
Default orientation: one point to chief.


Mullet of 8 Points (4) 🦉 5.405



A star. Five points by default.
Default orientation: one point to chief.

Source: Stemmario Trivulziano. Artist:
Gian Antonio da Tradate. (Page 368.)

Mullet of 8 Points (5) 🍷 5.406




A star. Five points by default.

Default orientation: one point to chief.


Source: Insignia Veneta, Mantuana, Bononiensia, Anconitana, Urbinatia, Perugiensia. Artist unknown. (Page 145r.)

Mullet of 8 Points (6) 🦉 5.407



A star. Five points by default.
 Default orientation: one point to chief.

Mullet of 8 Points Voided  5.408




A star. Five points by default. Default orientation: one point to chief.

Source: Pennsic Bored-Artist Collection. Artist: Unknown.




Mullet of 8 Points Voided and Interlaced (1)  5.409



A star. Five points by default.

Default orientation: one point to chief.

Mullet of 8 Points Voided and Interlaced (2) 5.410

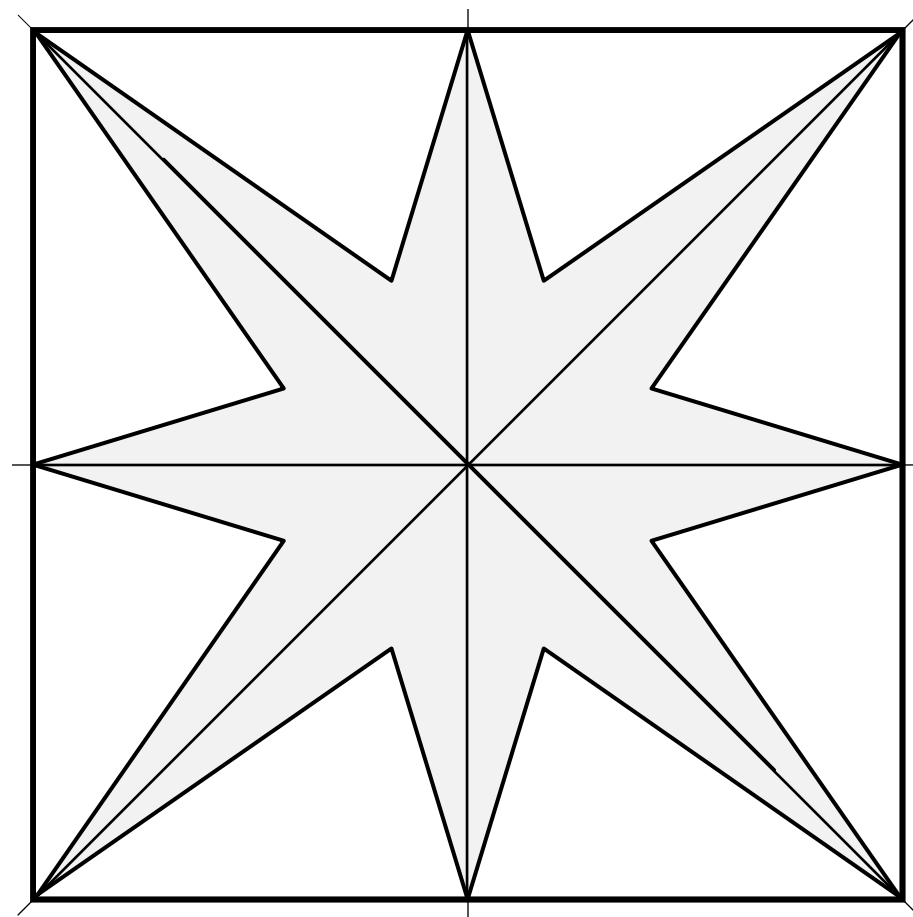
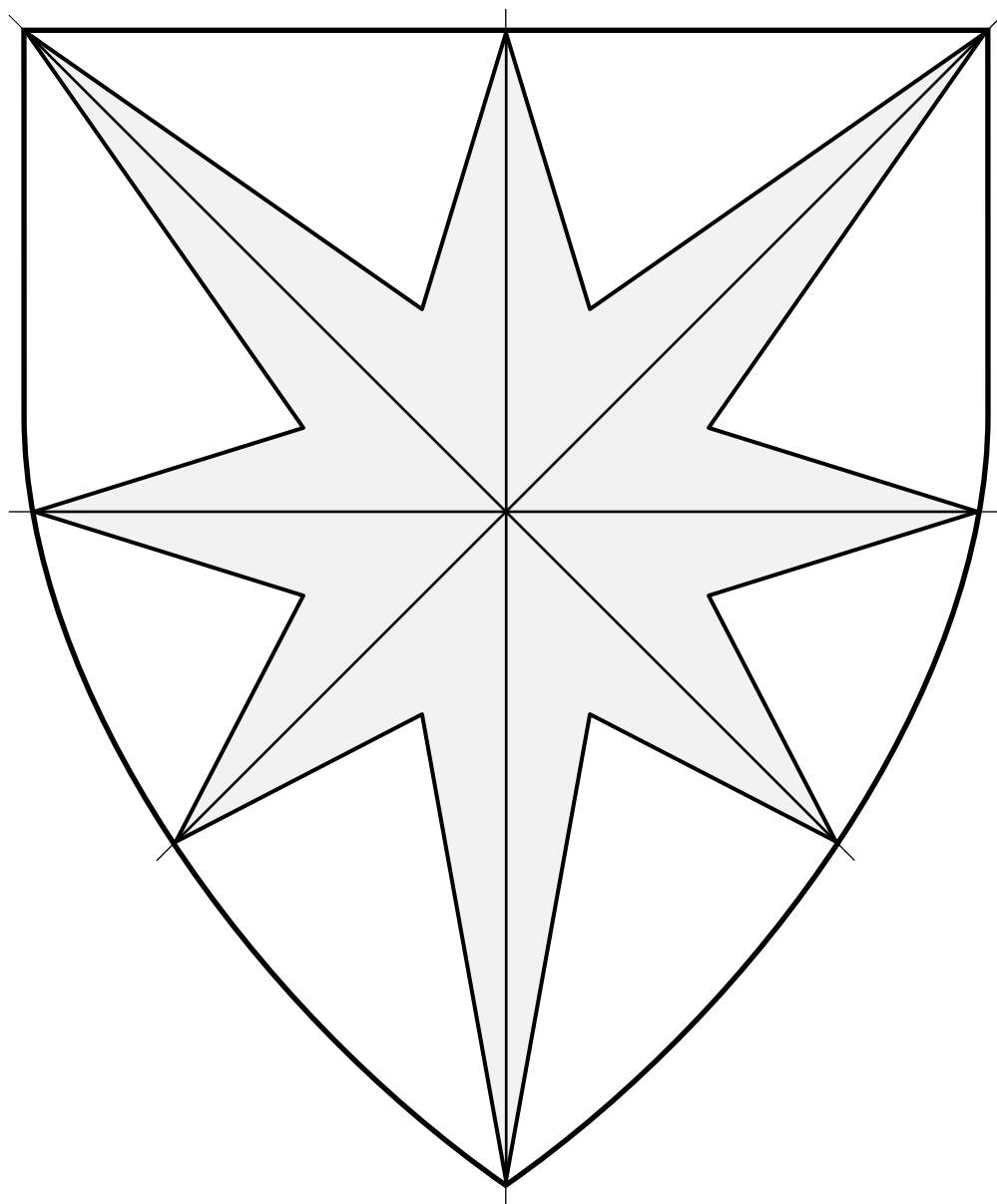


A star. Five points by default.

Default orientation: one point to chief.

This configuration of mascles interlaced is considered a Step From Core Practice (SFCP).

Mullet of 8 Mascles Interlaced  5.411




A star. Five points by default.

Default orientation: one point to chief.


Source: Stemma Veneziane.
Artist unknown. (Folio 36v.)

Mullet of 8 Points Throughout 🦉 5.412




A star. Five points by default. Default orientation: one point to chief.

Mullet of 9 Points • 5.413



A star. Five points by default. Default orientation: one point to chief.


Mullet of 10 Points 5.414



A star. Five points by default. Default orientation: one point to chief.

With 5 greater and 5 lesser points, considered a Step From Core Practice (SFCP).


Mullet of 5 Greater and 5 Lesser Points 🦉 5.415



A star. Five points by default. Default orientation: one point to chief.

Source: Le second volume de la premiere partye du blason d'armoiries. Artist unknown. (Folio 116v.)


Mullet of 10 Points Pierced 🦉 5.416



A star. Five points by default. Default orientation: one point to chief.


Source: Le second volume de la premiere partye du blason d'armoiries. Artist unknown. (Folio 116v.)

Mullet of 12 Points (1) 🐉 5.417



A star. Five points by default. Default orientation: one point to chief.
Source: Dering Roll. Artist unknown.

Mullet of 12 Points (2) 🐉 5.418




A star. Five points by default. Default orientation: one point to chief.

Source: Nobiliario de Armas de Valencia, Aragón y Cataluña.

Artist unknown. (Folio 28v.)


Mullet of 16 Points 🦁 5.419



A star. Five points by default. Default orientation: one point to chief.

Source: English Arms A. Artist unknown.

Mullet of 20 Points 🦉 5.420

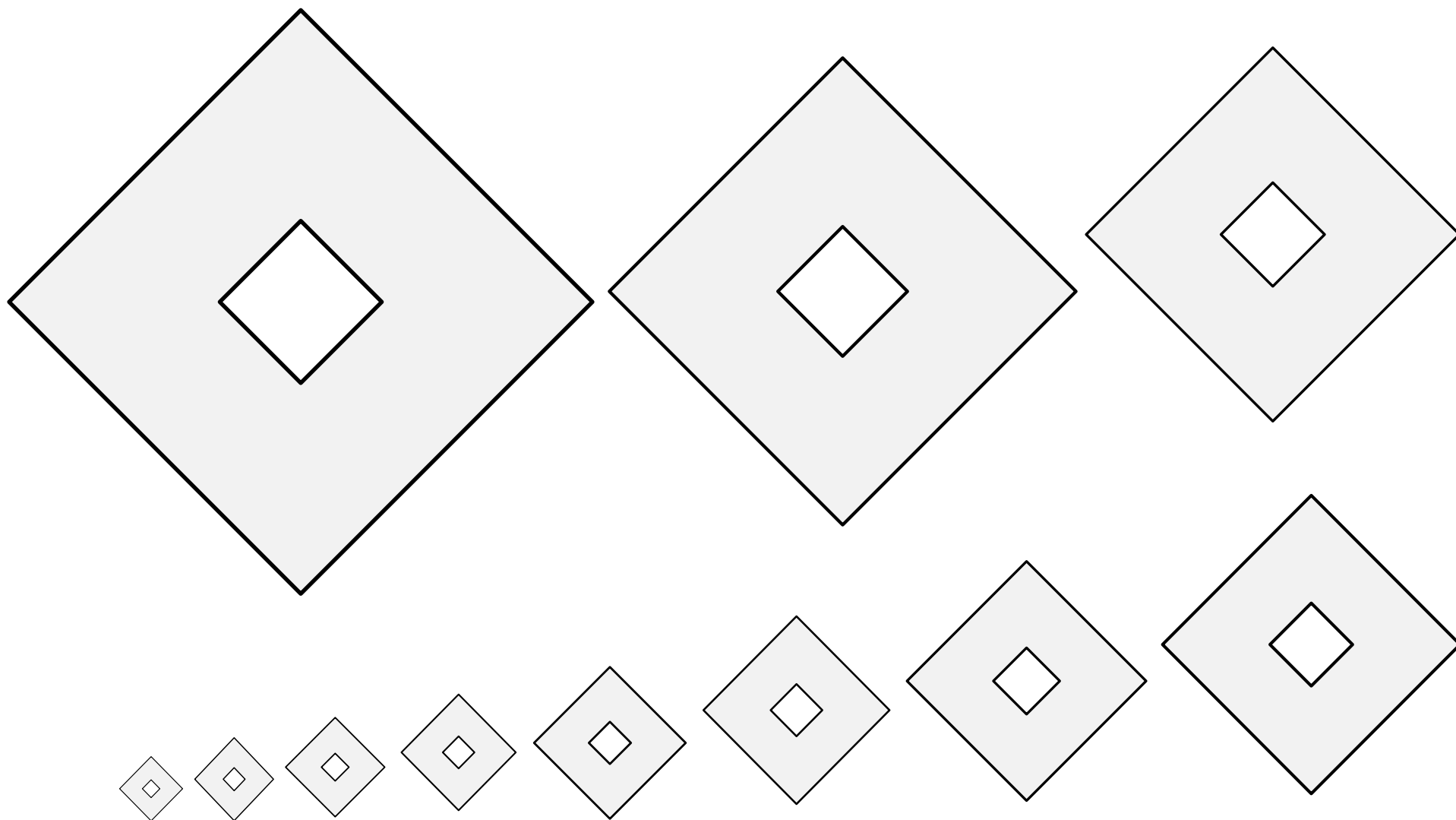


Sometimes referred to as a "pentacle."

Default orientation: one point to chief.

Source: Viking Answer Lady SVG Images For Heraldry. Artist: Gunnvôr silfrahárr.

Mullet Voided and Interlaced Within an Annulet 🦁 5.421



A stylized depiction of a tool used to pry a nail out of wood.

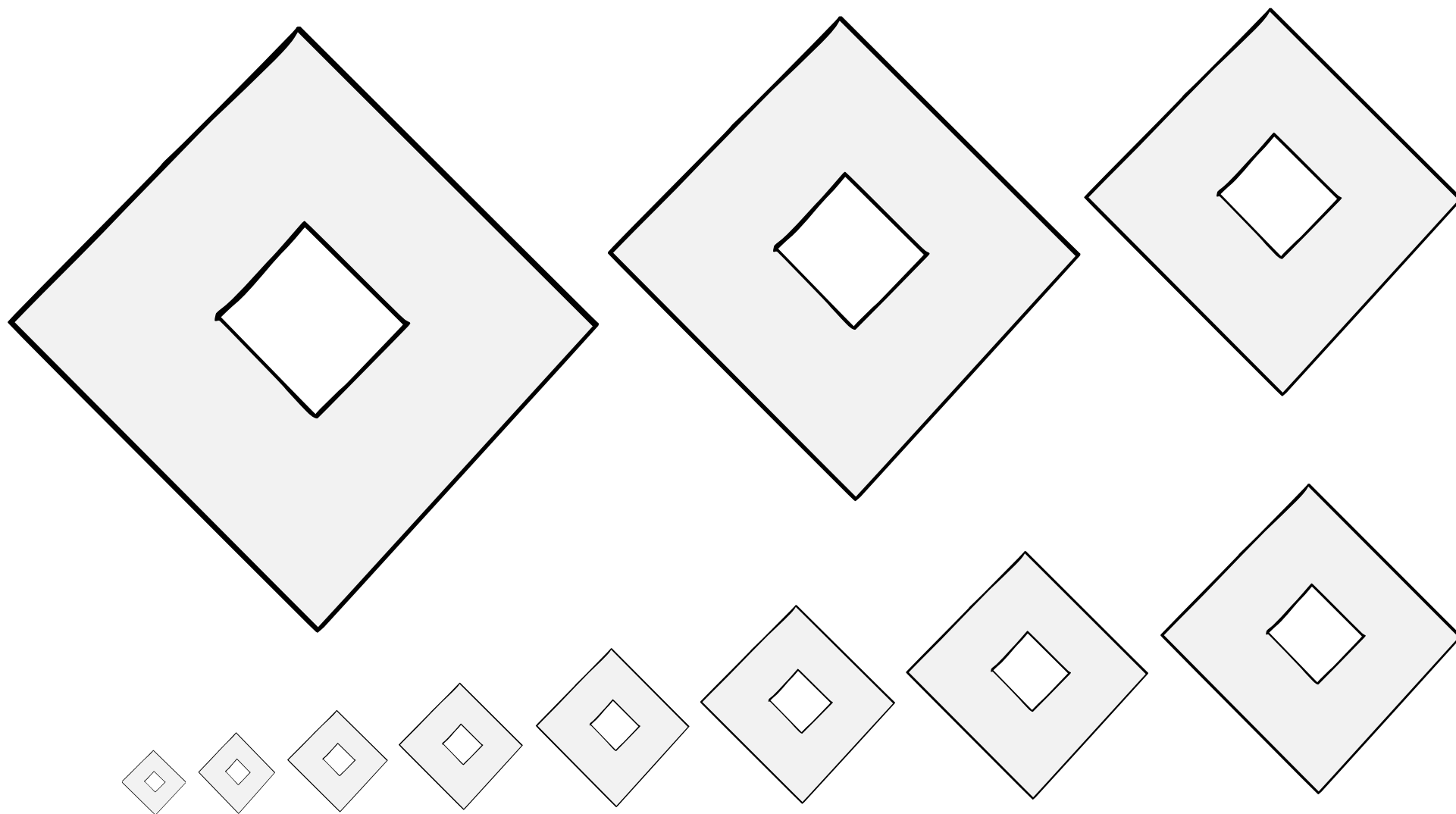
Default orientation: one point to chief. No proper coloration.

Found in Japanese armory, but not considered a step from period practice.

Source: O-umajirushi. Artist: Kyūan.

Adapted by Mathghamhain Ua Ruadháin.

Nailpuller, Japanese (1) 🦉 5.422



A stylized depiction of a tool used to pry a nail out of wood.

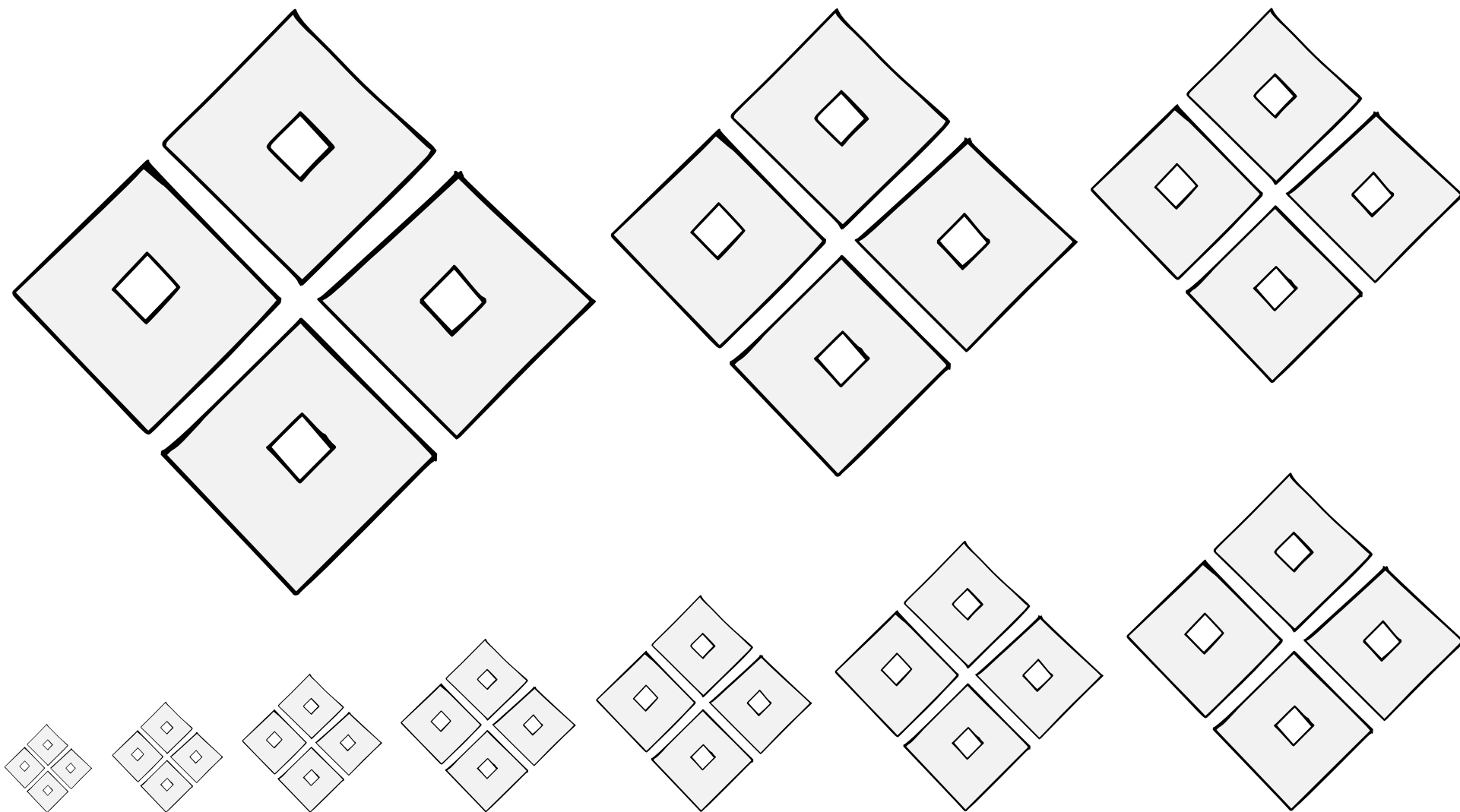
Default orientation: one point to chief. No proper coloration.

Found in Japanese armory, but not considered a step from period practice.

Source: Kenmon Shokamon. Artist unknown. (Page 21.)

Adapted by Jessimond of Emerickeskepe.

Nailpuller, Japanese (2) 🦉 5.423



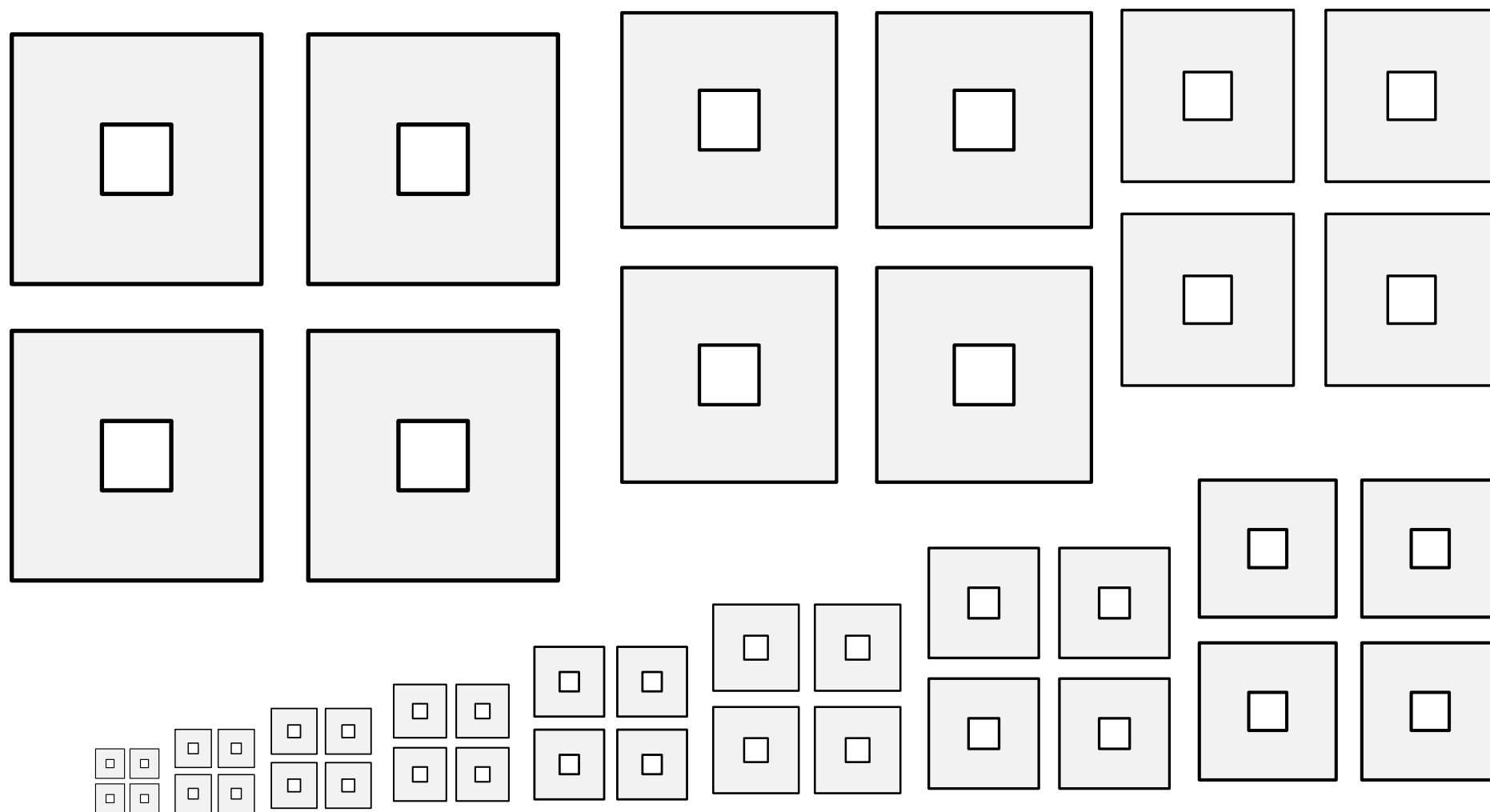
A stylized depiction of a tool used to pry a nail out of wood.

Default orientation: one point to chief. No proper coloration.

Found in Japanese armory, but not considered a step from period practice.

Source: Kenmon Shokamon. Artist unknown. (Page 38.) Adapted by Jessimond of Emerickeskepe.

Nailpullers, Four Japanese, In Cross 5.424



A stylized depiction of a tool used to pry a nail out of wood.

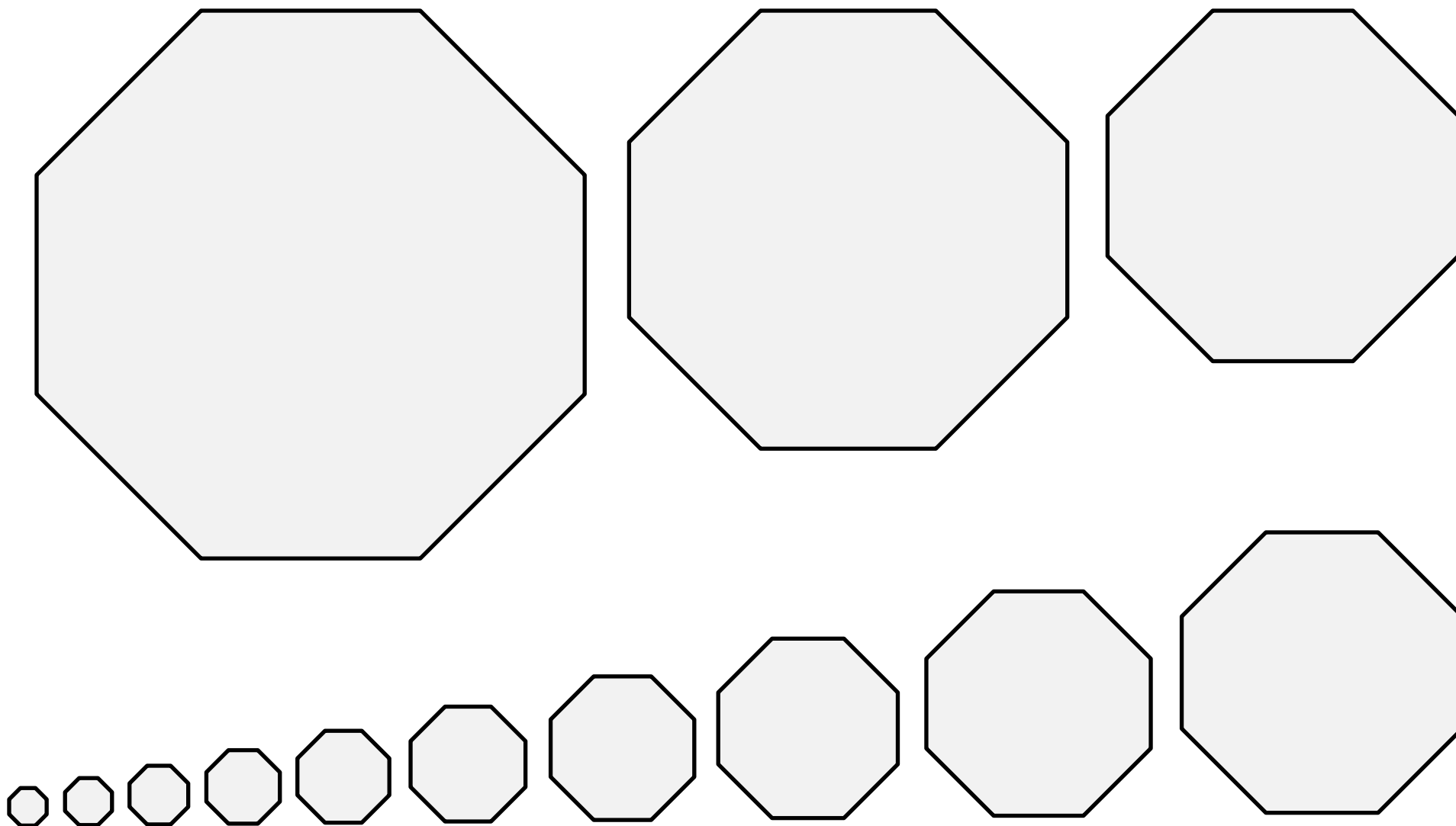
Default orientation: one point to chief. No proper coloration.

Found in Japanese armory, but not considered a step from period practice.

In Japanese blazon this arrangement is called "Four Eyes."

Source: O-umajirushi. Artist: Kyūan. Adapted by Mathghamhain Ua Ruadháin.

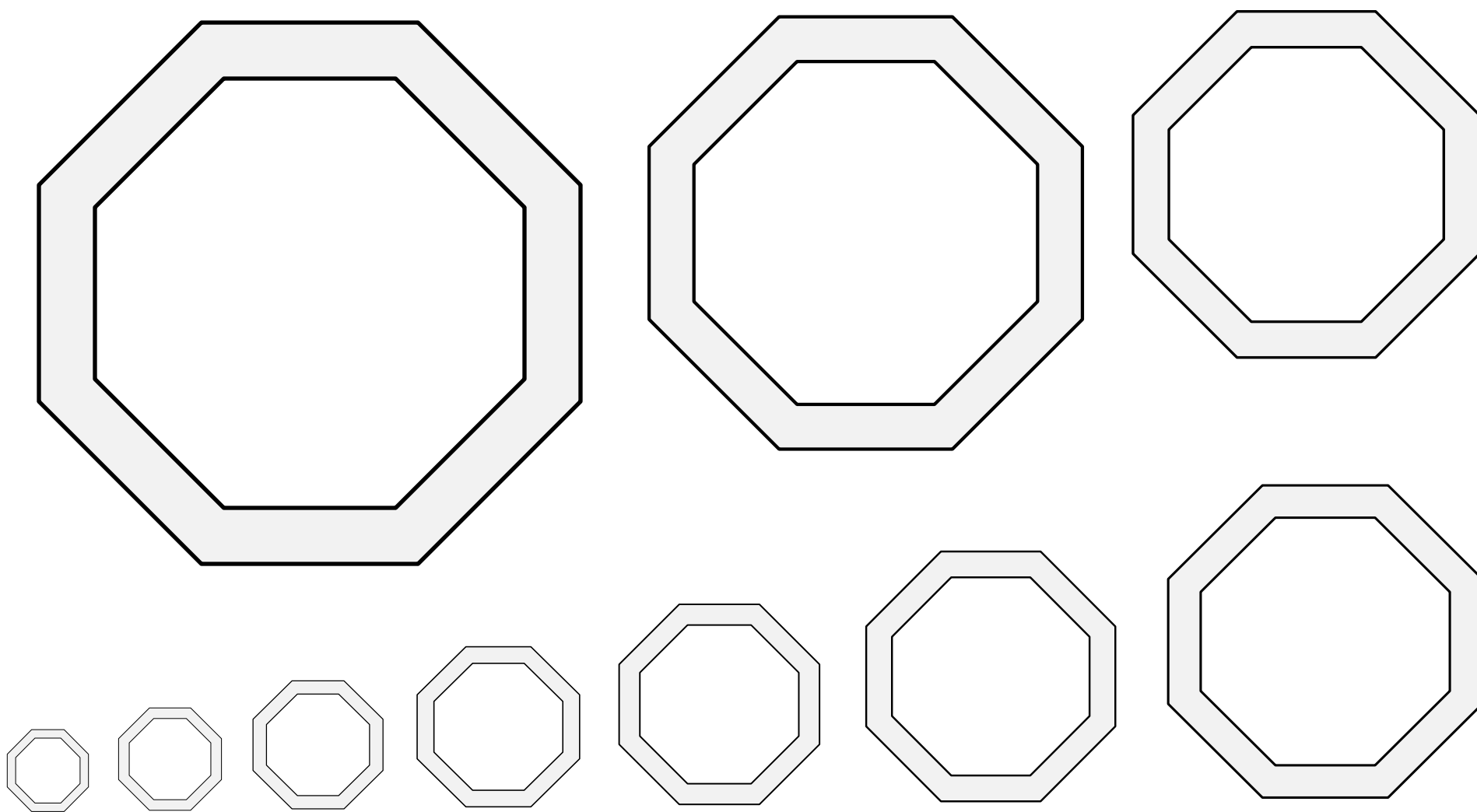
Nailpullers, Four Japanese, Two and Two ♡ 5.425



An equilateral polygon.

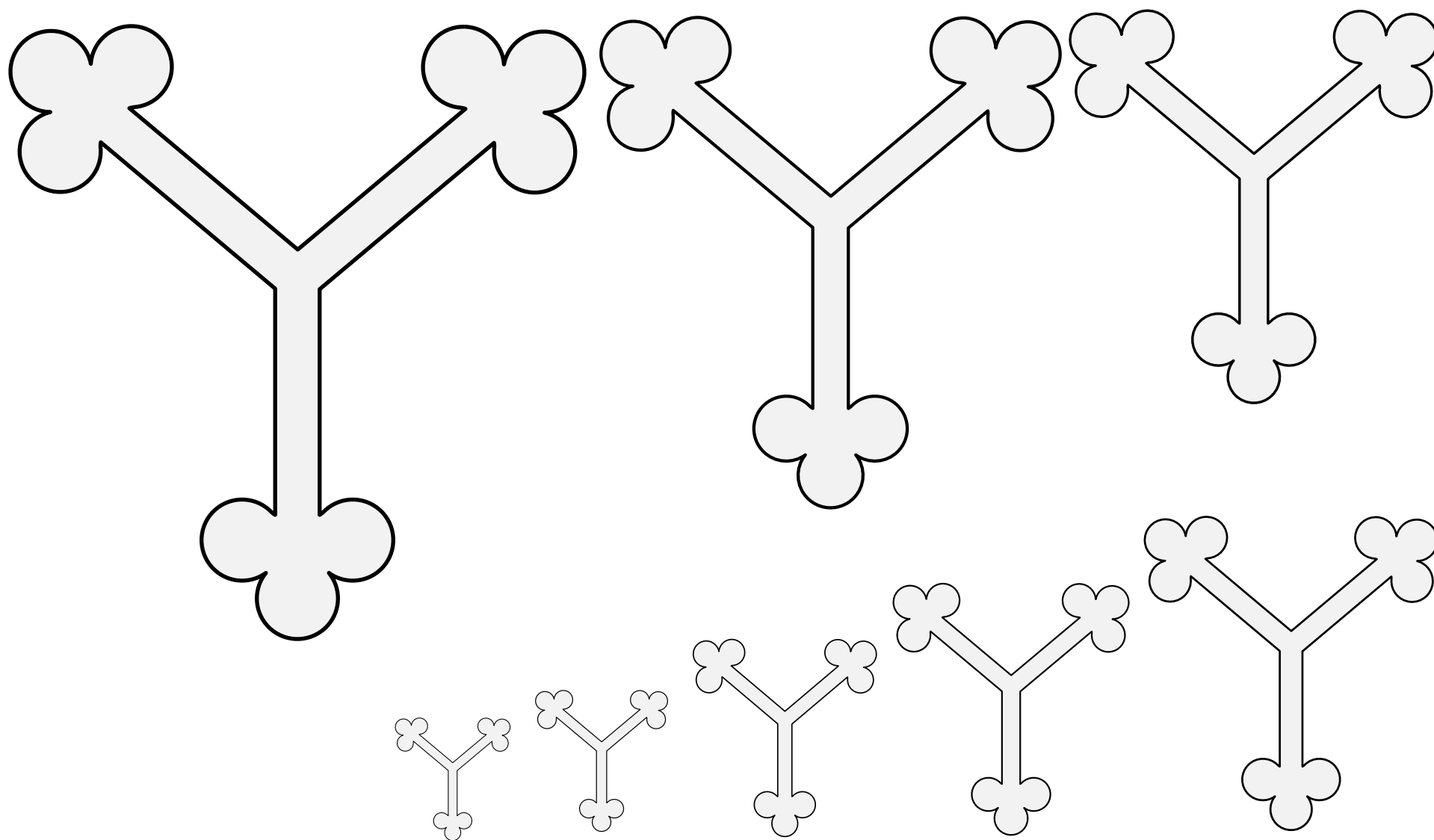
Default orientation: flat side to base.

Octagon 🦉 5.426



An equilateral polygon.
Default orientation: flat side to base.

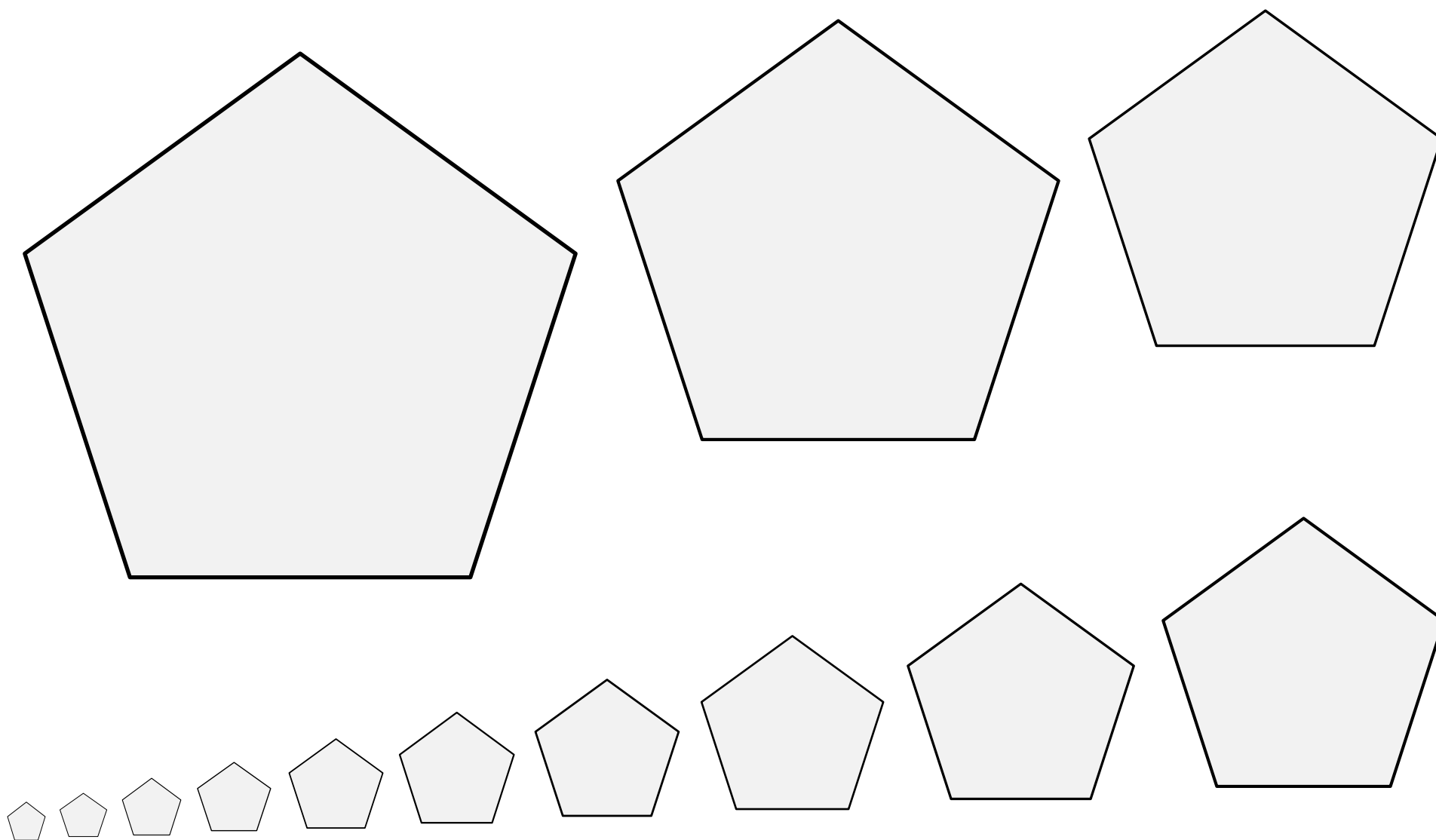
Octagon Voided 🐉 5.427



Couped ordinary.

Source: Rylands MS 2. Artist unknown. (From page 124.)

Pall Bottony • 5.428

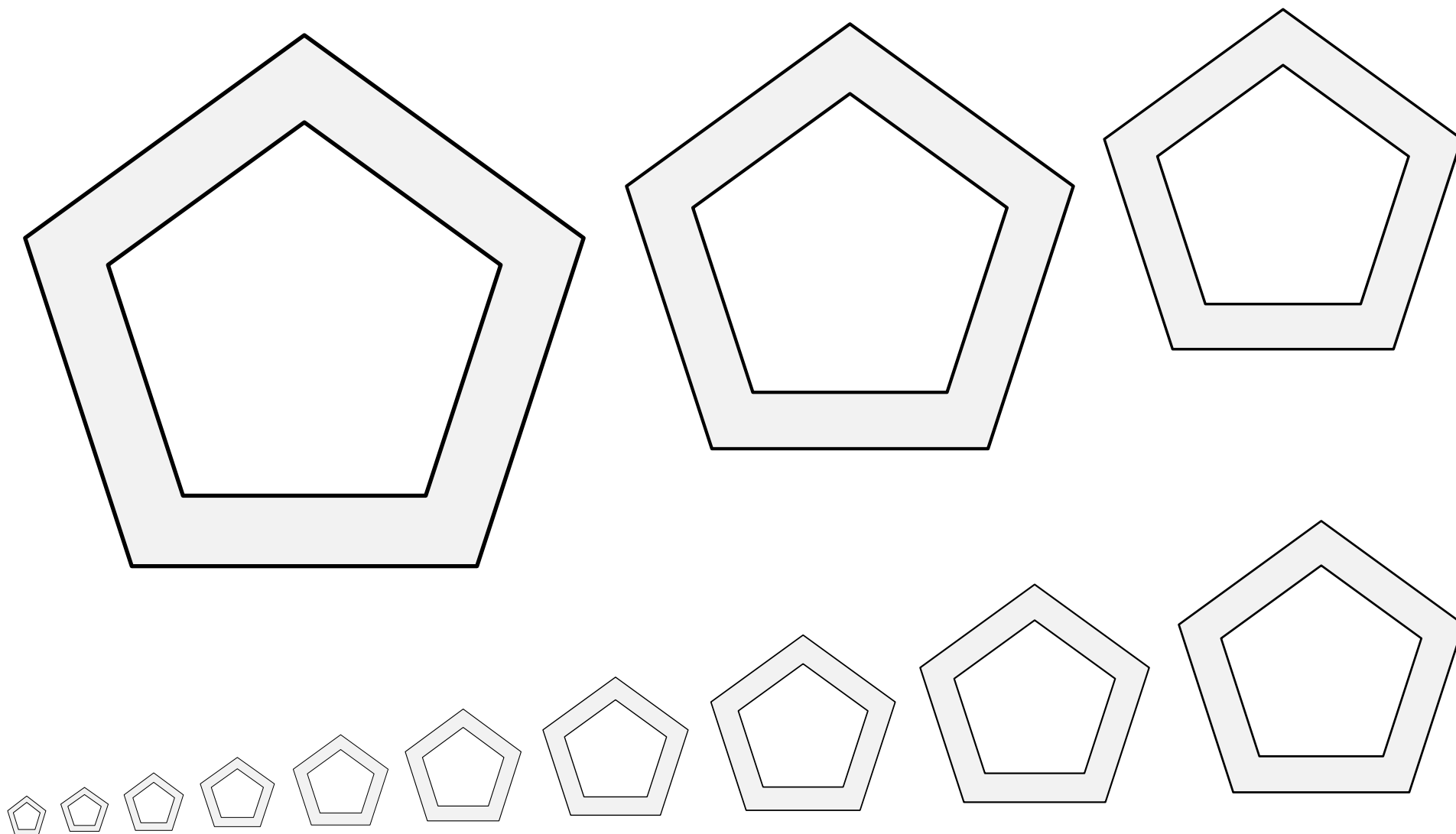


An equilateral polygon.

Considered a Step From Core Practice (SFCP).

Default orientation: flat side to base.

Pentagon 🦉 5.429




An equilateral polygon.

Considered a Step From Core Practice (SFCP).

Default orientation: flat side to base.

Pentagon Voided 🦉 5.430




A rounded four-lobed shape.

Proper coloration: one lobe to chief. No default coloration.

Artist: Elionora inghean Ui Cheallaigh.

Quatrefoil (Shape) 🦉 5.431



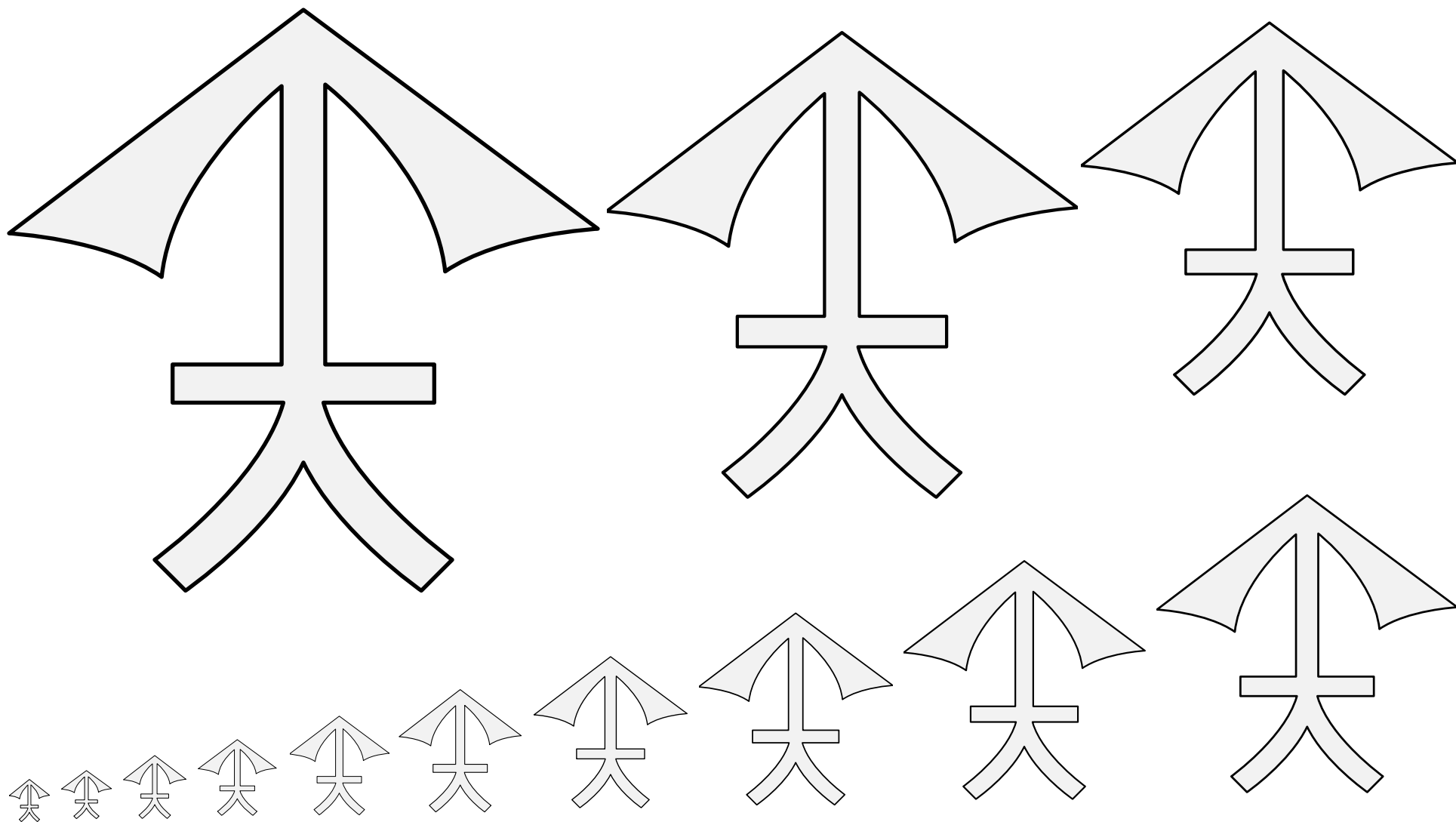
A rounded four-lobed shape.

Proper coloration: crosswise. No default coloration.

Initially accepted for registration as of October 2020, but then ruled to be no longer registrable as of the September 2021 LoAR.

Artist: Elionora inghean Ui Cheallaigh.

Quatrefoil (Shape) Voided 🐉 5.432

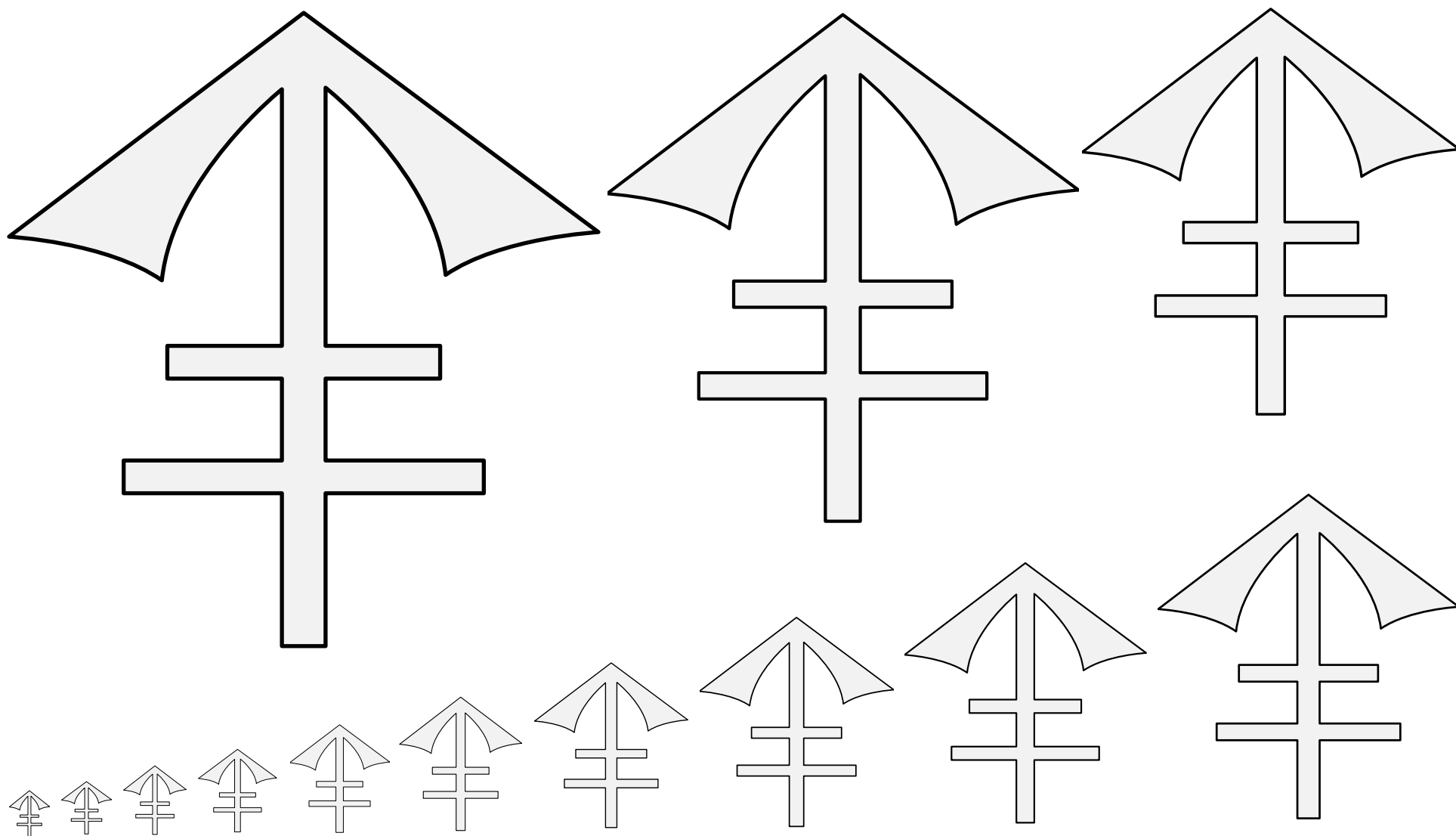


A symbol found in Polish heraldry.

Default orientation: point to chief.

Source: Le Grand Armorial Équestre de la Toison d'Or.
Artist unknown. Adapted by Mathghamhain Ua Ruadháin.

Rogacina Crossed and Fourchy • 5.433




A symbol found in Polish heraldry.

Default orientation: point to chief.

Source: Le Grand Armorial Équestre de la Toison d'Or.
Artist unknown. Adapted by Mathghamhain Ua Ruadháin.

Rogacina Double-Crossed 5.434




A symbol found in Polish heraldry.

Default orientation: point to chief.

Source: Armorial de Gelre. Artist: Claes Heinenzoon.
(Folio 54r.)

Rogacina Double-Pointed 🦉 5.435




A symbol found in Polish heraldry.

Default orientation: point to chief.

Source: Le Grand Armorial Équestre de la Toison d'Or.

Artist unknown. Adapted by Mathghamhain Ua Ruadháin.

Rogacina Issuant From A Cauldron • 5.436

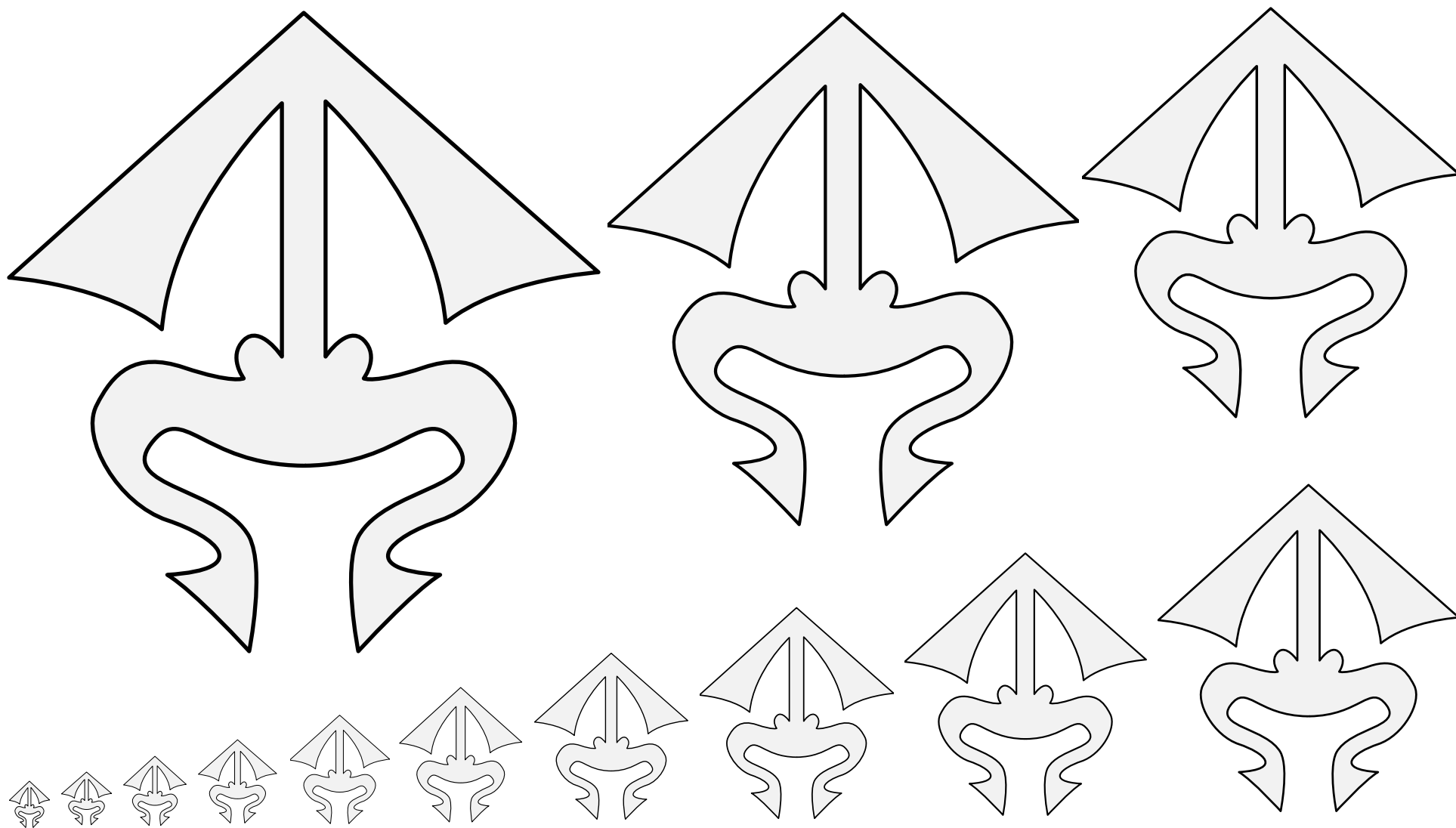


A symbol found in Polish heraldry.

Default orientation: point to chief.

Source: Le Grand Armorial Équestre de la Toison d'Or.
Artist unknown. Adapted by Mathghamhain Ua Ruadháin.

Rogacina Issuant From A Demi-Annulet 🦉 5.437



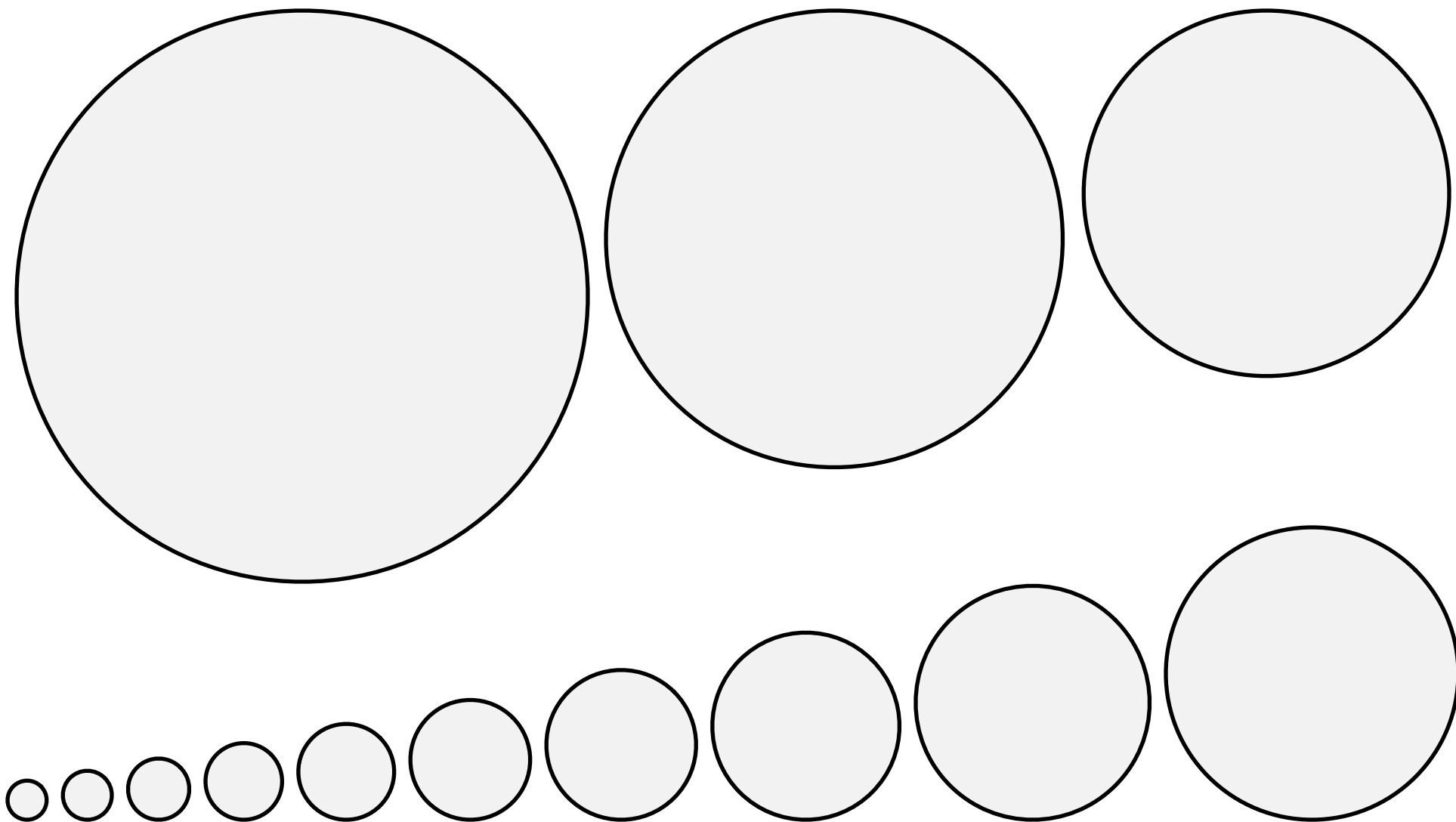
A symbol found in Polish heraldry.

Default orientation: point to chief.

Source: Le Grand Armorial Équestre de la Toison d'Or.

Artist unknown. Adapted by Mathghamhain Ua Ruadháin.

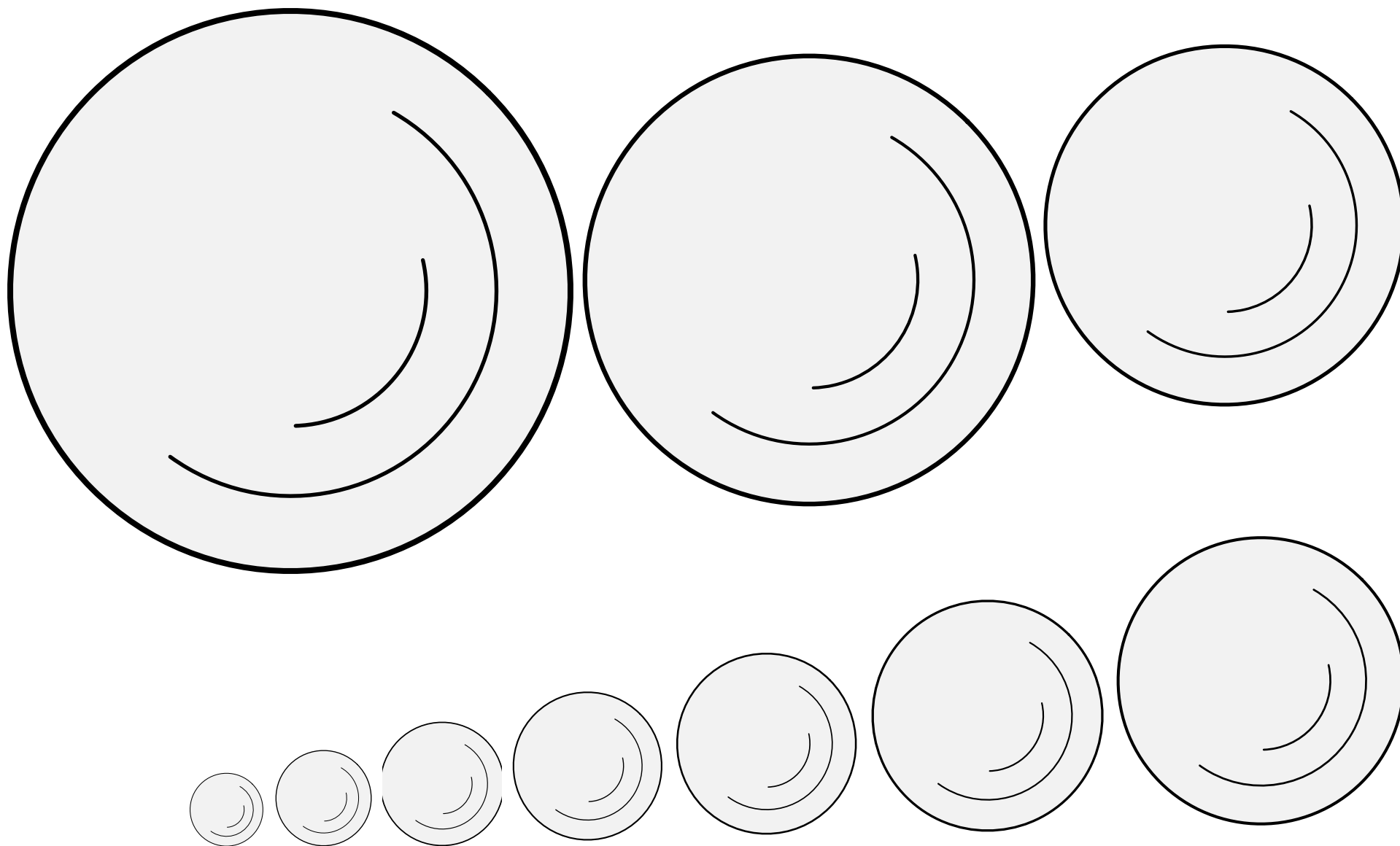
Rogacina Issuant From A Moustache • 5.438



A circle.

There are special terms for each tincture. When gold it may be blazoned a “bezant” (gold coin), when silver a “plate” (silver coin), when gules a “torteau” (cake), when azure a “hurt” (berry), when sable an “ogress” or “pellet” (cannonball), when vert a “pomme” (apple), and when purpure a “golpe” (bruise).


Roundel (1) 🦉 5.439



A circle.

There are special terms for each tincture. When gold it may be blazoned a “bezant” (gold coin), when silver a “plate” (silver coin), when gules a “torteau” (cake), when azure a “hurt” (berry), when sable an “ogress” or “pellet” (cannonball), when vert a “pomme” (apple), and when purpure a “golpe” (bruise).

Source: Baltischer Wappen-Kalender. Artist: M. Kortmann.

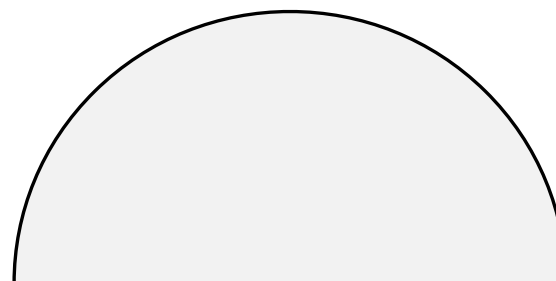
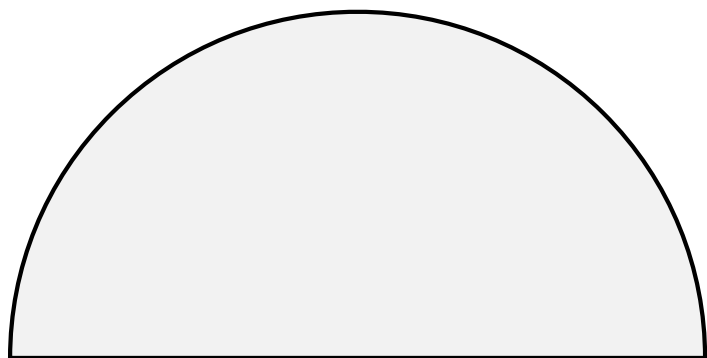
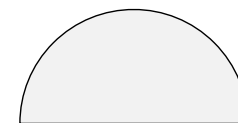
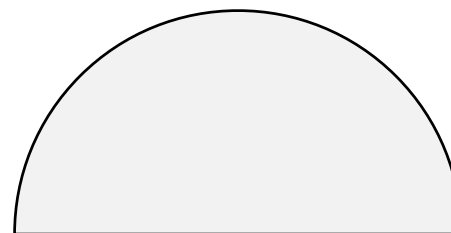
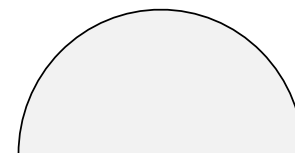
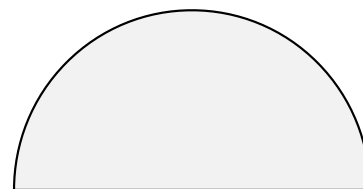
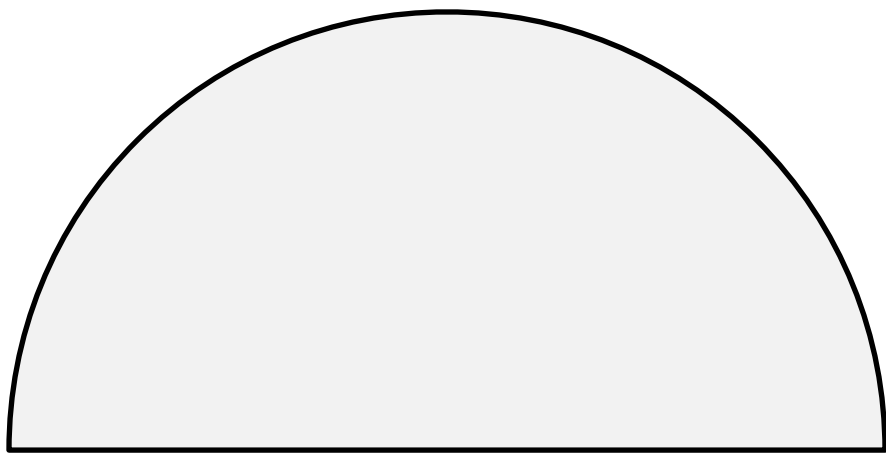


A circle.

There are special terms for each tincture. When gold it may be blazoned a “bezant” (gold coin), when silver a “plate” (silver coin), when gules a “torteau” (cake), when azure a “hurt” (berry), when sable an “ogress” or “pellet” (cannonball), when vert a “pomme” (apple), and when purpure a “golpe” (bruise).

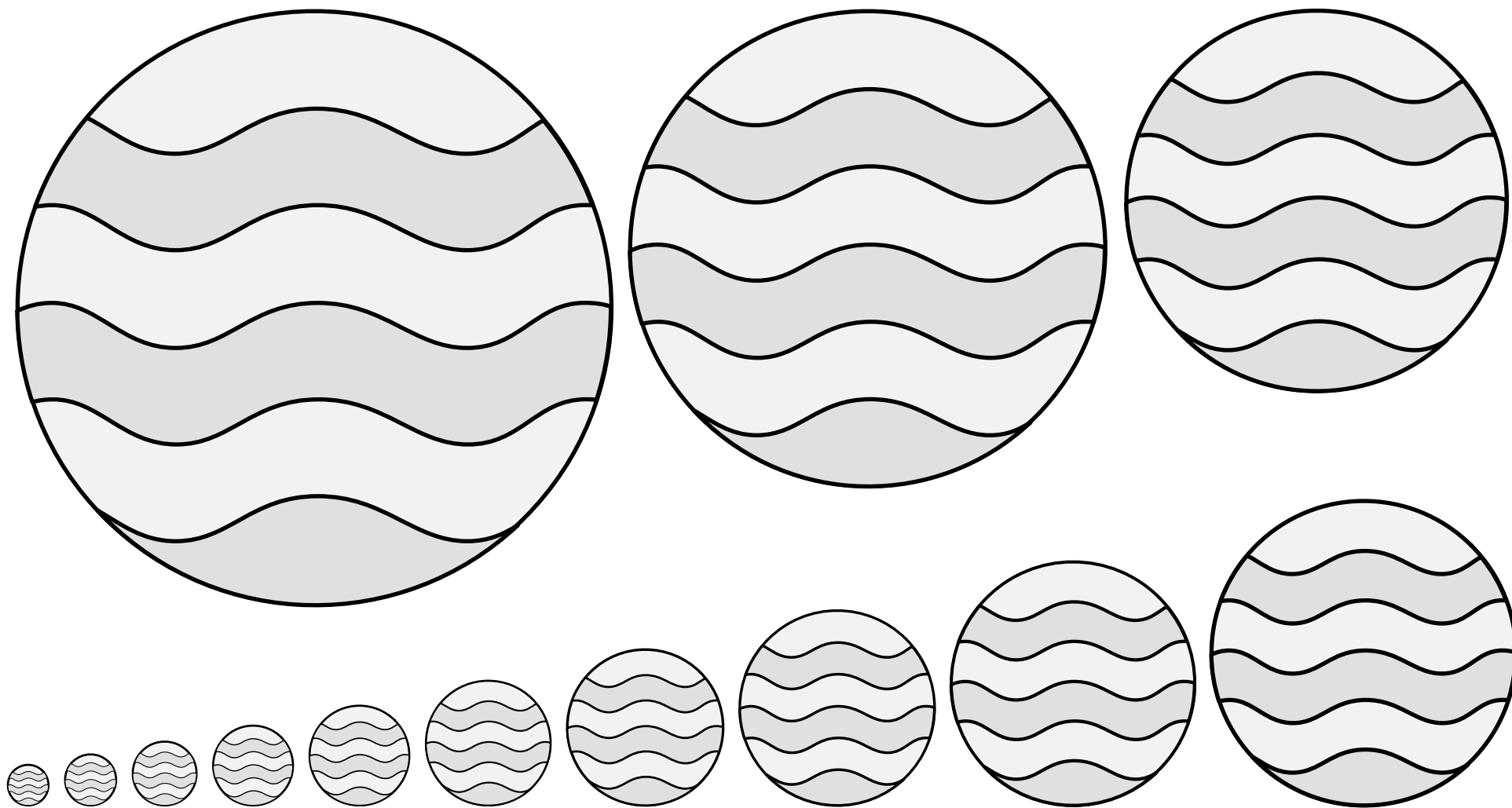
Source: The Elements of Armories. Artist unknown. (Page 181.)

Roundel (3) 🦉 5.441



A circle.

Roundel, Demi- • 5.442



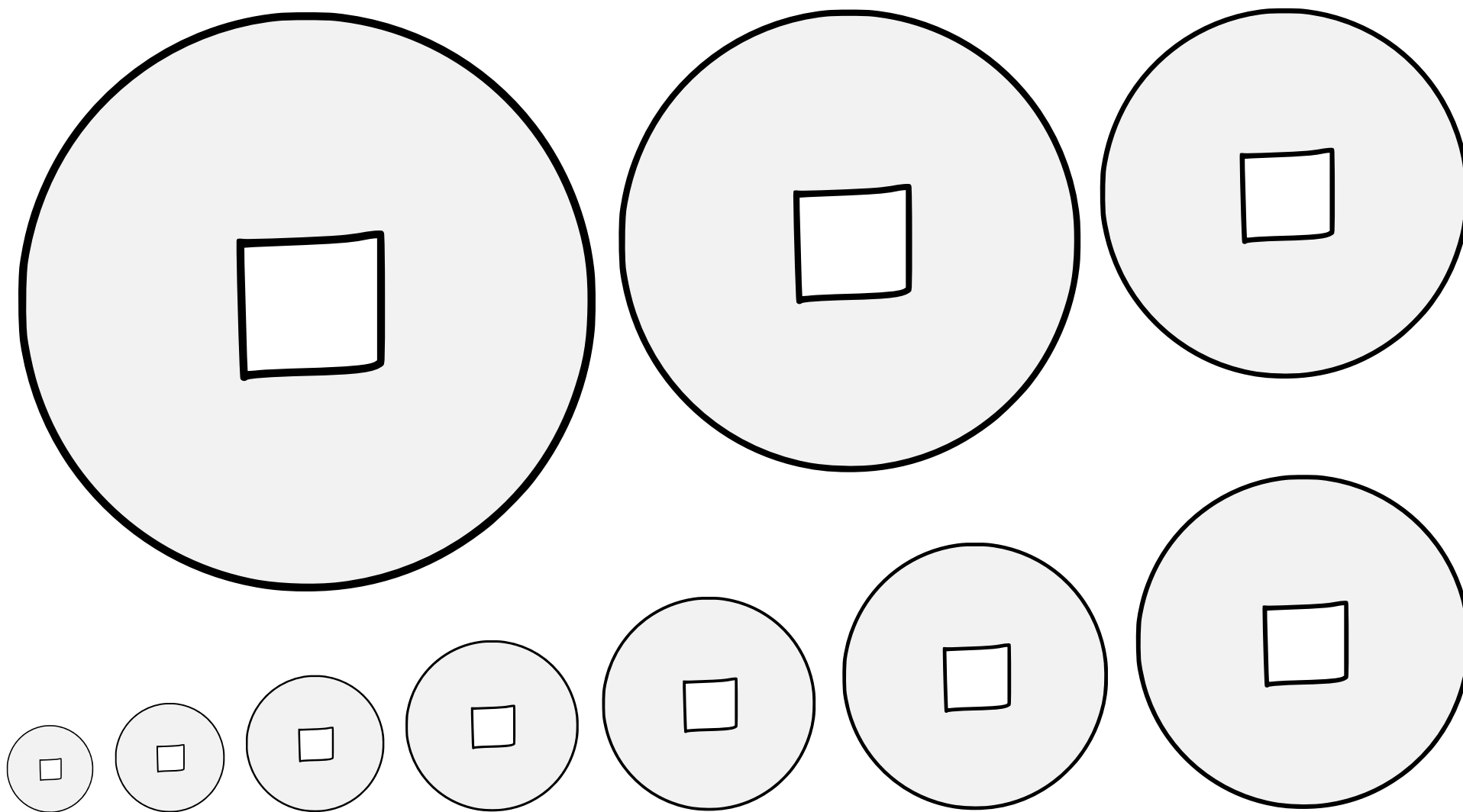
A circle.

Barry wavy means it is divided into wavy stripes.

If tinctured blue and white, said to represent water and may be blazoned a “fountain.”

Source: A Complete Guide to Heraldry.
Artist: Graham Johnston.

Roundel Barry Wavy, or Fountain 🦉 5.443



A circle.


In Japanese armory, blazoned "a coin."

Default orientation: delf with flat side to base. No proper coloration.

Source: Kenmon Shokamon. Artist unknown. (Page 18.)


Adapted by Jessimond of Emerickeskepe.


Roundel Pierced of a Delf ♣ 5.444



A diamond pierced by a circle.

Default orientation: one point to chief. No proper coloration.


Rustre (1)  5.445



A diamond pierced by a circle.

Default orientation: one point to chief. No proper coloration.

Rustre (2) 🦉 5.446




A diamond pierced by a circle.

Default orientation: one point to chief.
 No proper coloration.

Rustre Fleury at the Upper Point (1)

5.447





A diamond pierced by a circle.

Default orientation: one point to chief.
 No proper coloration.

Rustre Fleury at the Upper Point (2)

5.448




A snail. A spiral issuant from an edge of the field that makes between one and two turns as it reaches the center.

Seen in period German heraldry.

Source: Siebmacher's Wappenbuch of 1605. Artist:
Johann Siebmacher. (Arms of von Rordorf, page 198.)

Schnecke Issuant from Chief 🐌 5.449

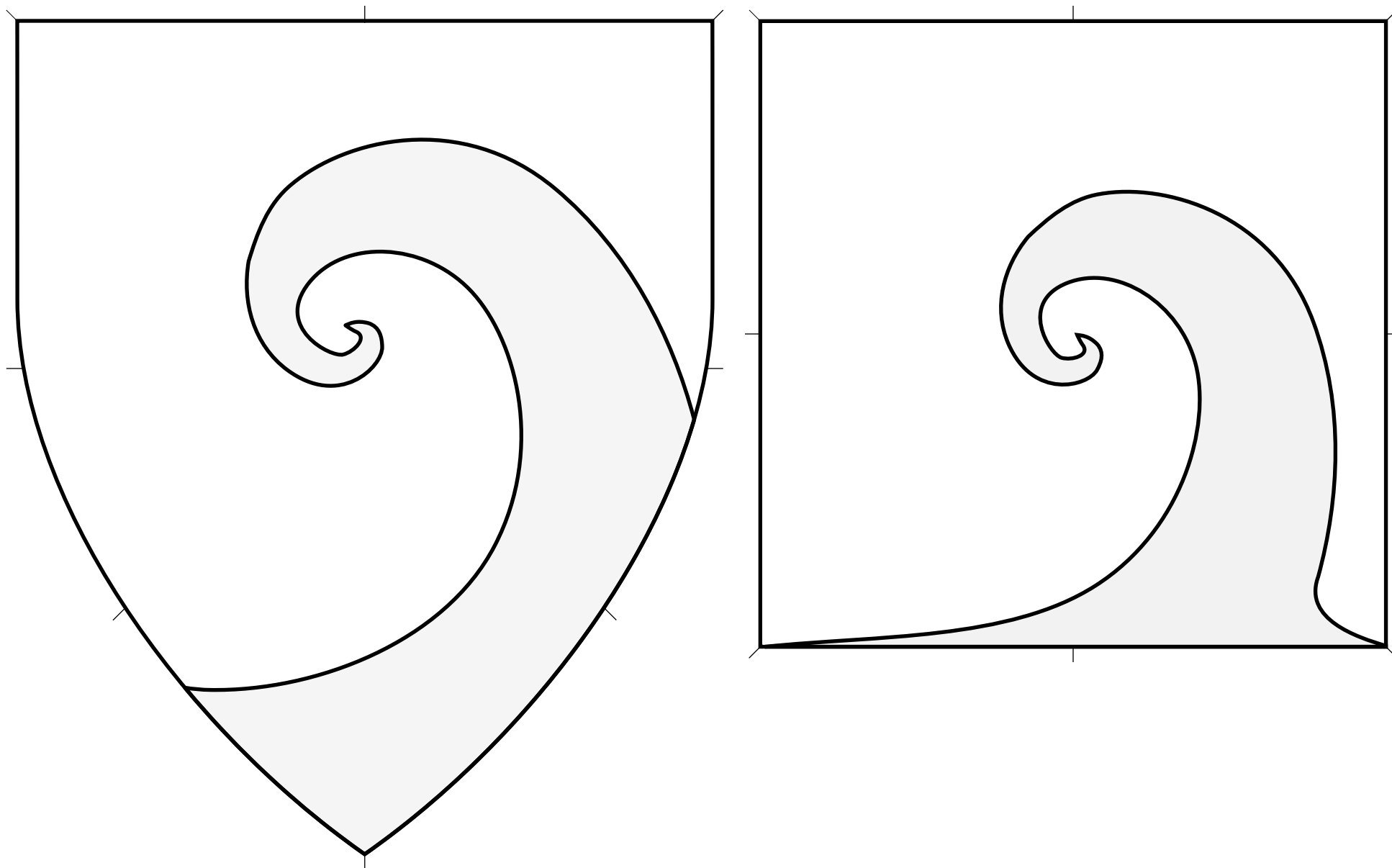


A snail. A spiral issuant from an edge of the field that makes between one and two turns as it reaches the center.

Seen in period Mesoamerican heraldry.

Source: Florentine Codex. Artist unknown.
(Book 8, folio 34r.)

Schnecke Issuant from Chief (2) 🐌 5.450

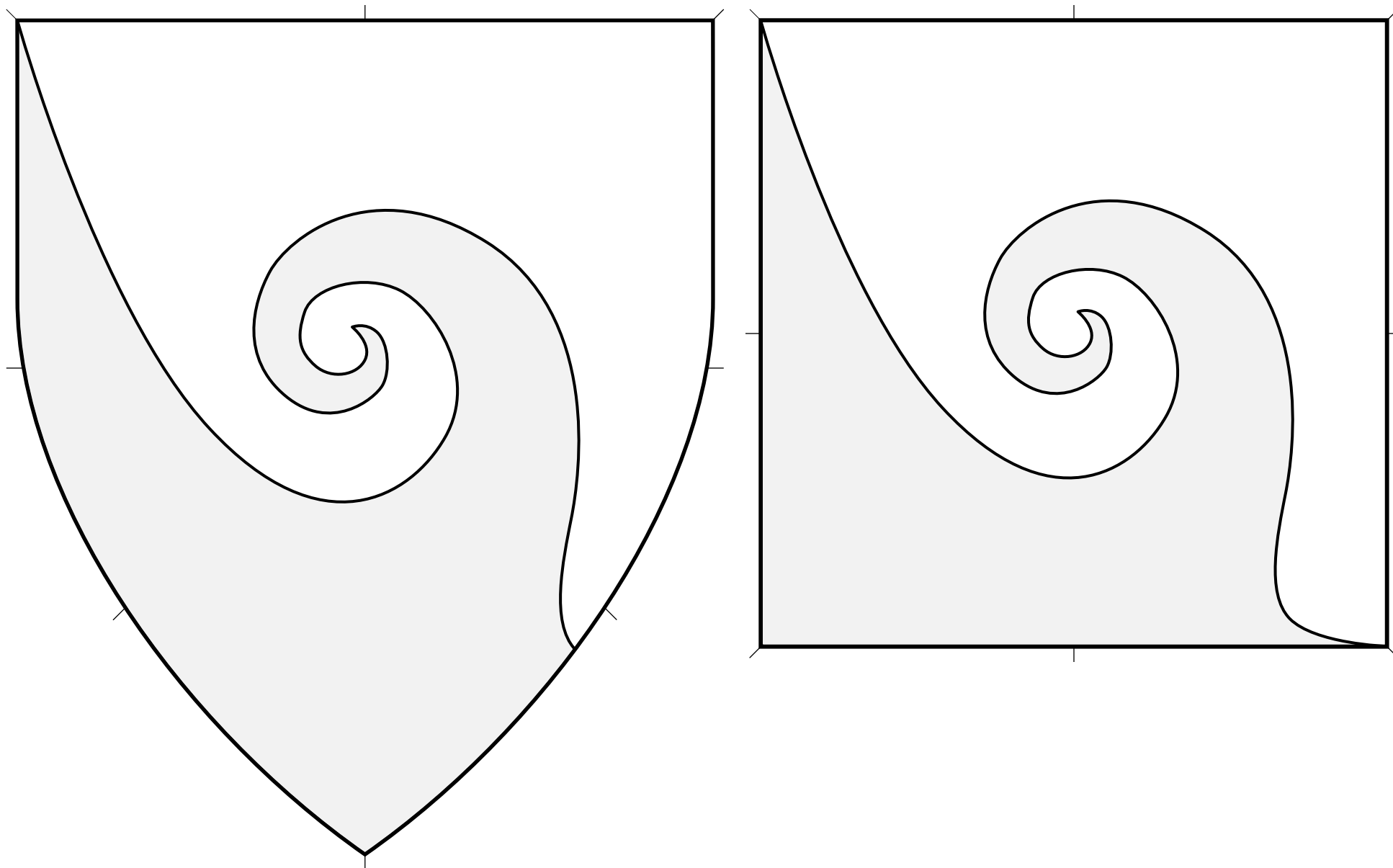


A snail. A spiral issuant from an edge of the field that makes between one and two turns as it reaches the center.

Seen in period German heraldry.

Source: Siebmacher's Wappenbuch of 1605. Artist: Johann Siebmacher.

Schnecke Issuant from Base 🐉 5.451



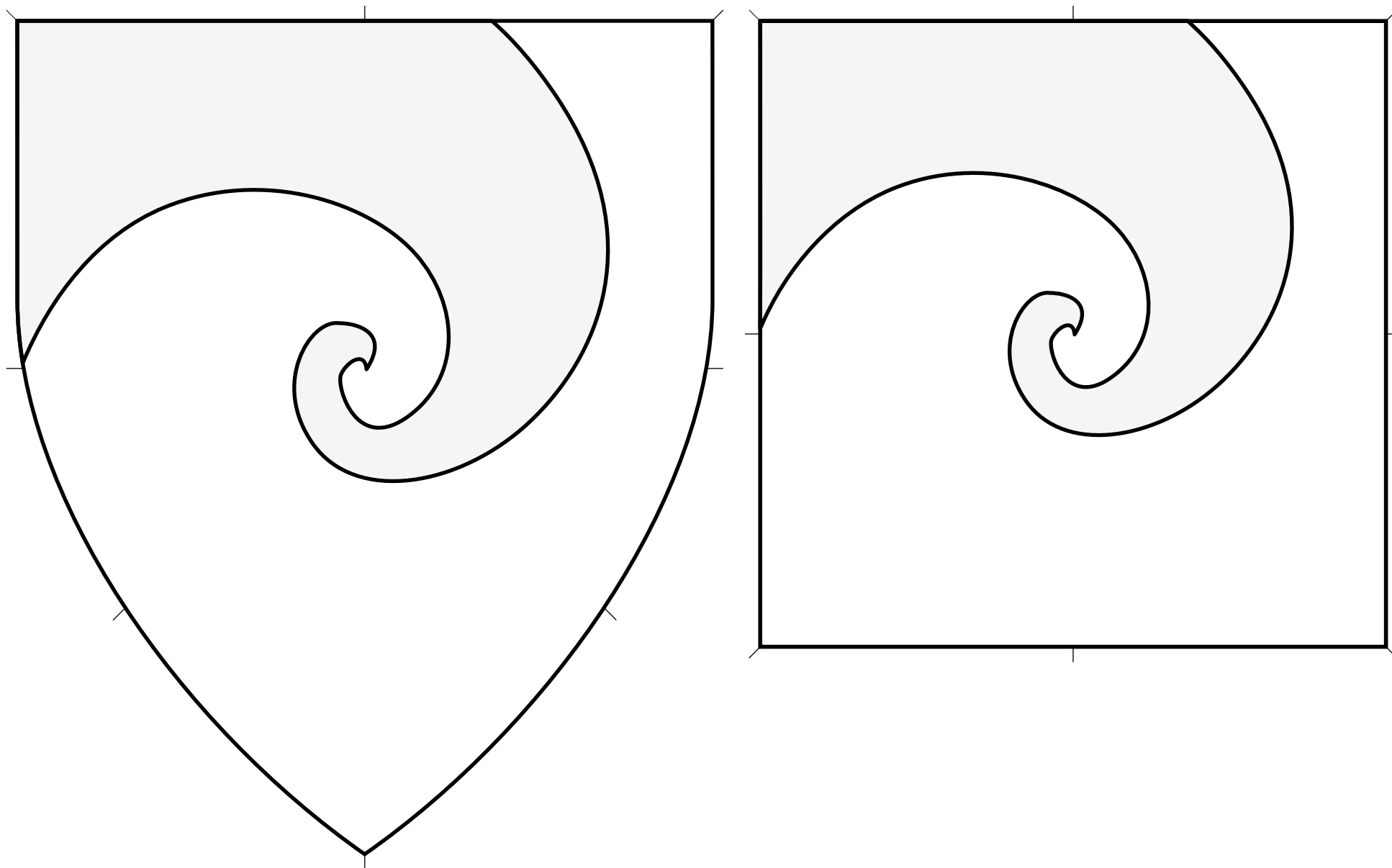
A snail. A spiral issuant from an edge of the field that makes between one and two turns as it reaches the center.

Seen in period German heraldry.

Source: Neustifter Wappenbuch.

Artist: Vigil Raber. (Page 46.)

Schnecke Issuant from Dexter Base • 5.452

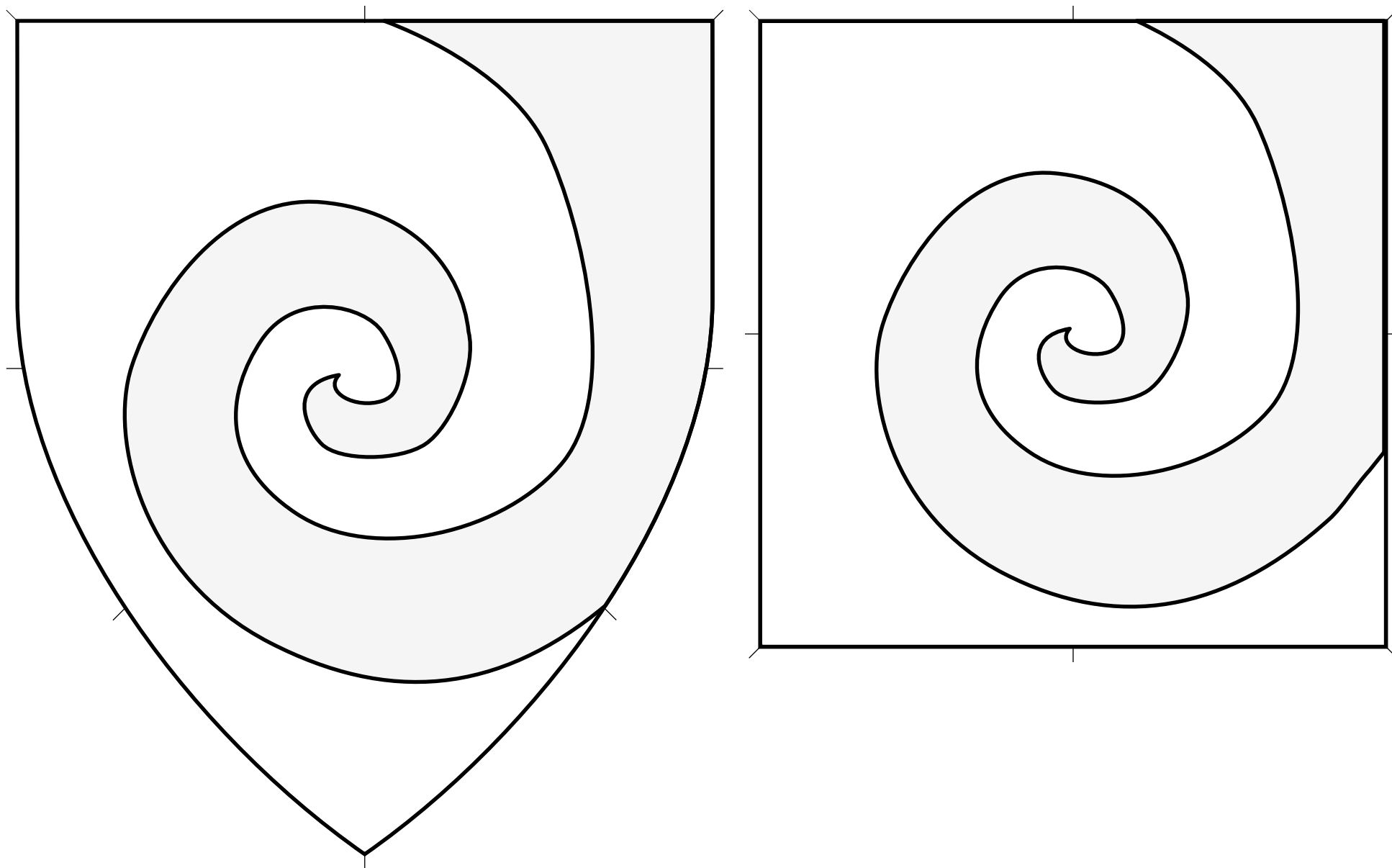


A snail. A spiral issuant from an edge of the field that makes between one and two turns as it reaches the center.

Seen in period German heraldry.

Source: Siebmacher's Wappenbuch of 1605. Artist: Johann Siebmacher.

Schnecke Issuant from Dexter Chief 🐌 5.453





A snail. A spiral issuant from an edge of the field that makes between one and two turns as it reaches the center.

Seen in period German heraldry.

Source: Siebmacher's Wappenbuch of 1605. Artist: Johann Siebmacher.

Schnecke Issuant from Sinister Chief 🐌 5.454




A snail.
A spiral issuant from
an edge of the field that
makes between one and two
turns as it reaches the center.

Seen in period German heraldry.


Source: Bellenville Armorial.
Artist: Unknown. (Folio 50r.)

Schnecke Maintaining Three Schnecks 🐌 5.455



A mullet of 6 points, pieced by a roundel.
Default orientation: one point to chief.

Spur-Rowel (1) 🦉 5.456




A mullet of 6 points, pieced by a roundel.

Default orientation: one point to chief.

Source: Viking Answer Lady SVG Images For Heraldry.


Artist: Gunnvör silfrhárr.

Spur-Rowel (2) 🦉 5.457



A star of six points, formed from two equilateral triangles voided and braced.
Default orientation: one point to chief.

Star of David (1) 🐉 5.458



A star of six points, formed from two equilateral triangles voided and braced.

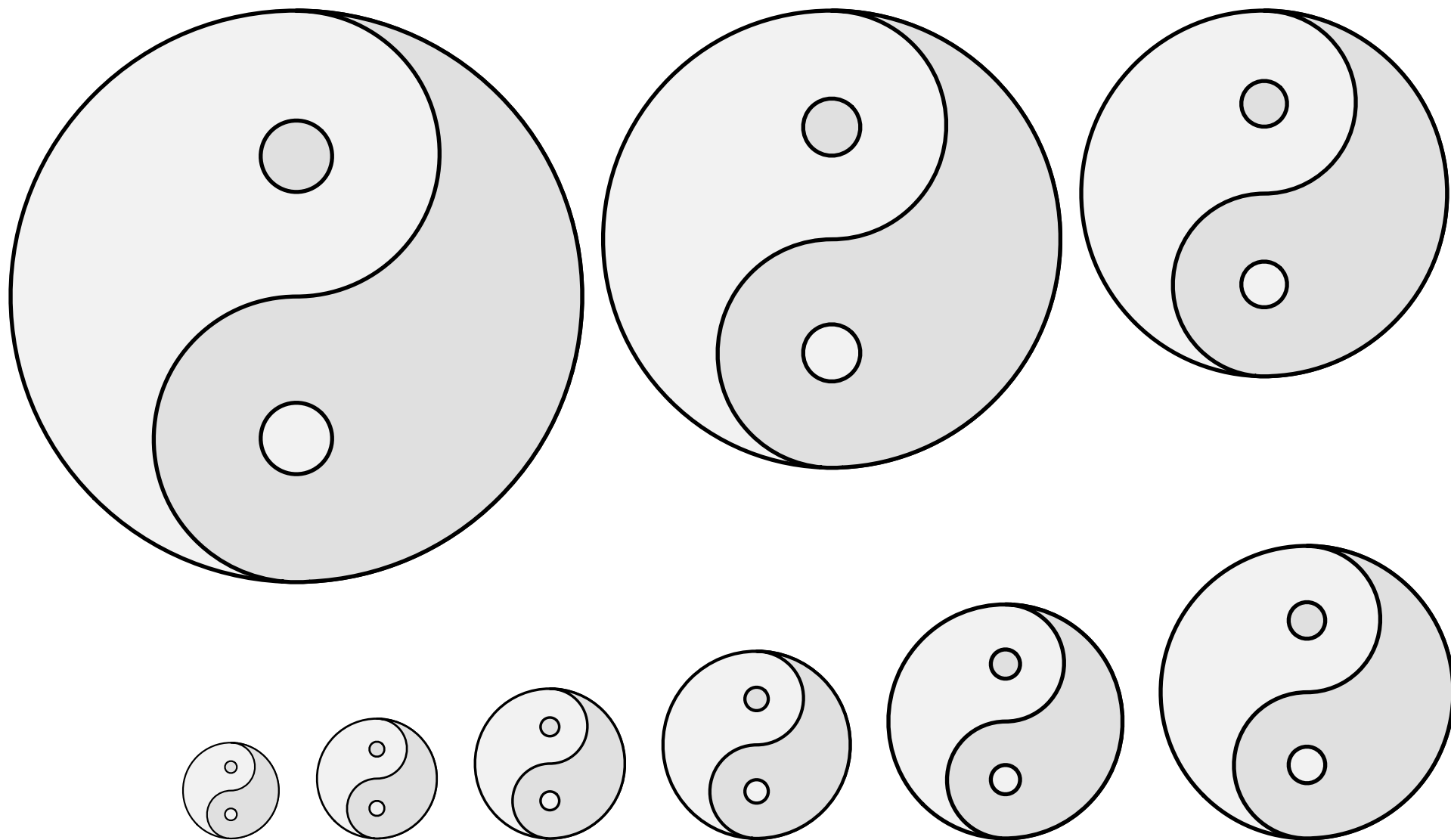
Default orientation: one point to chief.

This version with the triangles interlaced may be called a “Seal of Solomon”.

Source: Viking Answer Lady SVG Images For Heraldry.

Artist: Gunnvôr silfrahárr.


Star of David (2) 🐉 5.459



A circle divided into two comma-shaped regions. Widespread in East Asia. Often referred to as the “yin-yang symbol.”

This symbol was not used in period heraldry and is unregistrable without further documentation as of the June 2018 LoAR.

No default orientation. Typically argent and sable.




A hexagon voided. Used as an enclosure in Japanese mon.

Default orientation: point to chief. No proper coloration.

Source: Kenmon Shokamon. Artist unknown. (Page 24.)


Adapted by Jessimond of Emerickeskepe.

Tortoise-Shell Plate (1) 🦔 5.461




A hexagon voided. Used as an enclosure in Japanese mon.
Default orientation: point to chief. No proper coloration.
Source: Kenmon Shokamon. Artist unknown. (Page 24.)

Tortoise-Shell Plate (2) 🦔 5.462



A hexagon voided. Used as an enclosure in Japanese mon.
Default orientation: point to chief. No proper coloration.

Tortoise-Shell Plate (3) 🐢 5.463

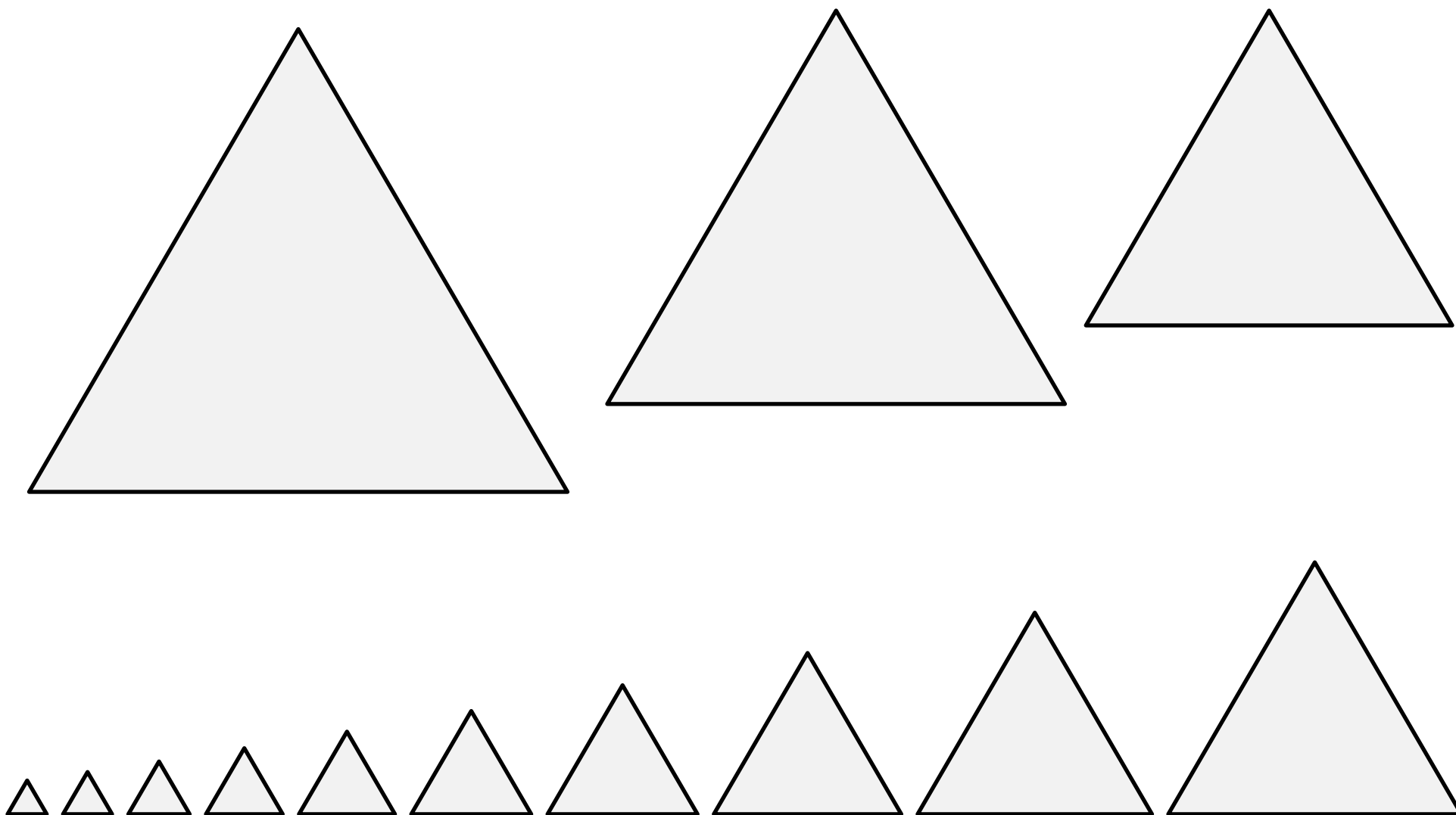


A hexagon voided. Used as an enclosure in Japanese mon.

Default orientation: point to chief. No proper coloration.

Source: Kenmon Shokamon. Artist unknown. (Page 26.)


Tortoise-Shell Plates, Three, One and Two 🐉 5.464



An equilateral polygon.

Default orientation: one point to chief. No proper coloration.

Triangle 🦉 5.465

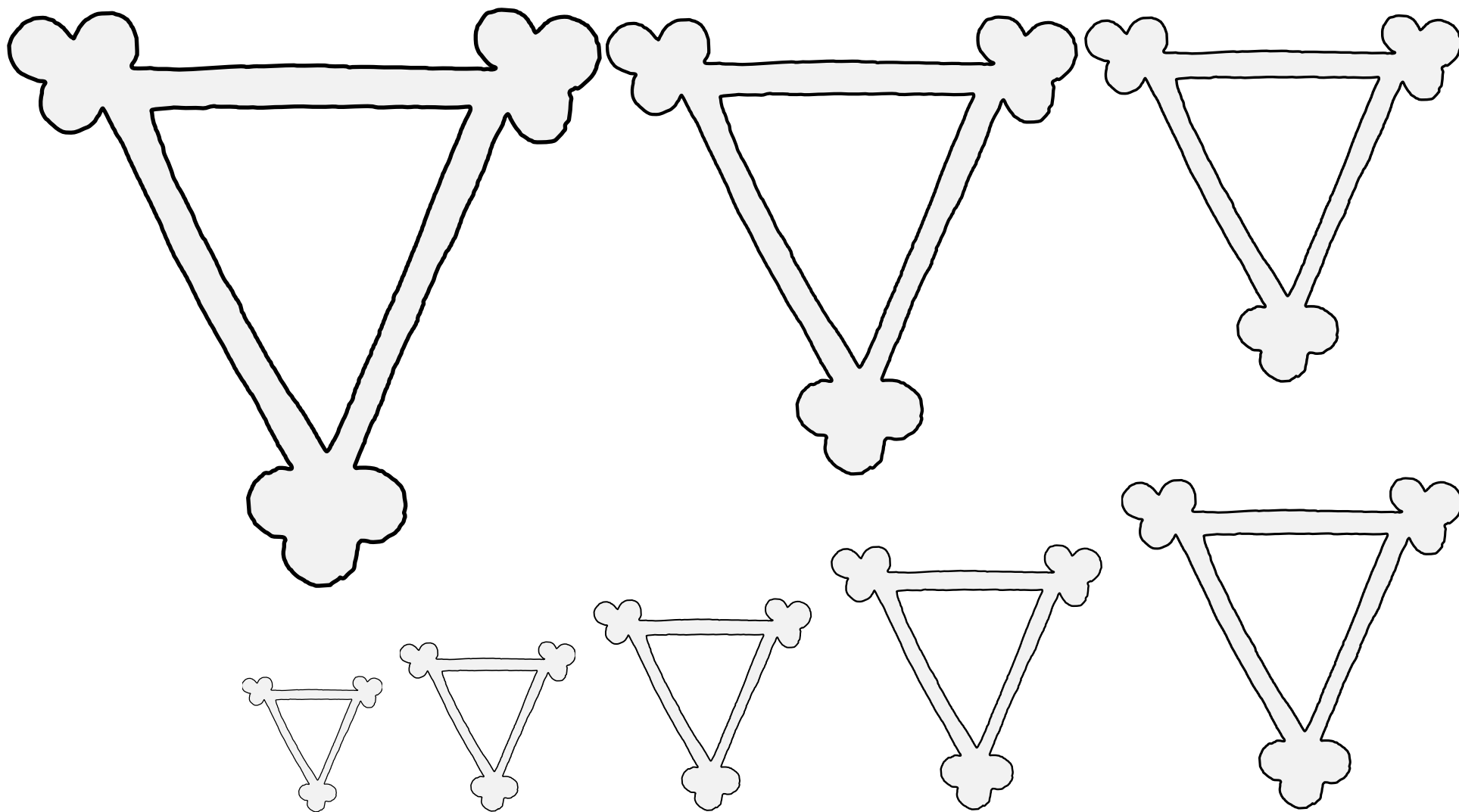


An equilateral polygon.

Default orientation: one point to chief. No proper coloration.

Voided charges may only appear as part of the primary charge group.

Triangle Voided 5.466



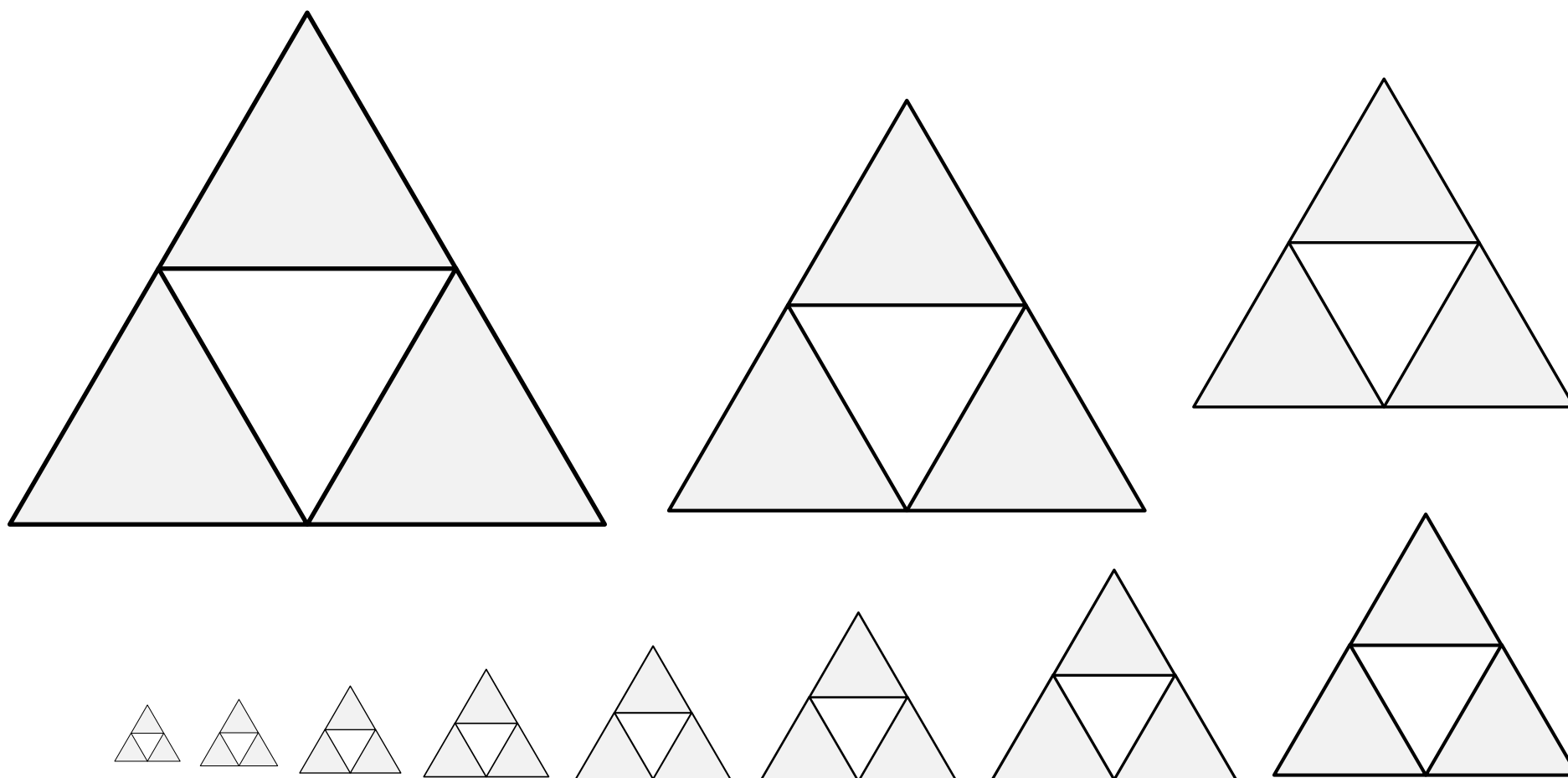
An equilateral polygon.

Default orientation: one point to chief. No proper coloration.

Voided charges may only appear as part of the primary charge group.

Source: Des Kaiserlichen Kammergerichts zu Speier Kammerrichter. Artist unknown. (Page 88.)

Triangle Inverted Voided Bottony • 5.467




An equilateral polygon.

Default orientation: flat side to base.

In Japan, this was the kamon for the Hojo clan, and would be blazoned "mitsu uroko," or "three scales."

This symbol appears in the Zelda games as "the golden triforme," and submissions run the risk of being returned if they contain multiple overt references to that game franchise, but its use in the Society is allowed if those references are not overpowering.

Triangles, Three, One and Two Conjoined 🦉 5.468




An equilateral polygon.

Default orientation: flat side to base.

Source: Wappenbuch der Arlberg-Bruderschaft. Artist: Vigil Raber. (Page 100.)

Triangles, Three, Two and One Conjoined 5.469




A length of cord interlaced into a stylized knot. See also the trefoil knot.

Default orientation: one point to chief. No proper coloration.

Source: Viking Answer Lady SVG Images For Heraldists. Artist: Gunnvôr silfrhárr.

Triquetra (1) 🦁 5.470




A length of cord interlaced into a stylized knot. See also the trefoil knot.

Default orientation: one point to chief. No proper coloration.

Source: Pennsic Traceable Art. Artist: Unknown.

Triquetra (2) 5.471




A length of cord interlaced into a stylized knot. See also the trefoil knot.

Default orientation: one point to chief. No proper coloration.


Source: Wikimedia Commons. Artist: AnonMoos.

Triquetra (3) 5.472



A length of cord interlaced into a stylized knot. See also the trefoil knot.
Sometimes called a “Carolingian cross” due to its use by Charlemagne.
Source: Wikimedia Commons. Artist: AnonMoos.

Triquetras, Cross of 5.473




A length of cord interlaced into a stylized knot.

Default orientation: one point to chief. No proper coloration.

Source: Viking Answer Lady SVG Images For Heraldry. Artist: Gunnvôr silfrhárr.

Triquetra Interlaced With An Annulet • 5.474




A three-armed curving spiral shape. Also blazoned a “triskelion arrondi.”

Considered a Step From Core Practice (SFCP).

No default orientation. No proper coloration.

Triskele (1) 🦉 5.475



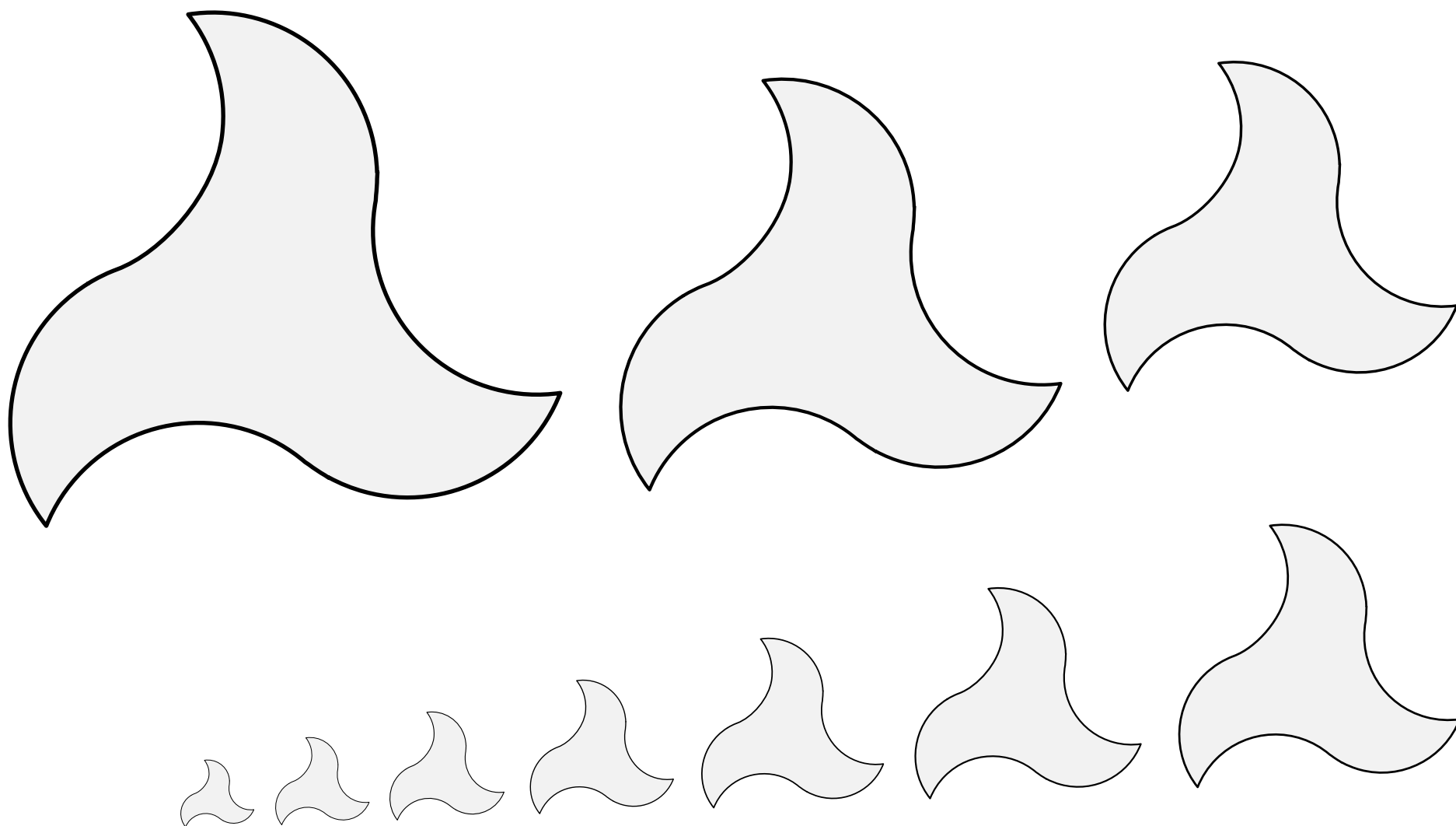
Three curves in pall. Also blazoned a “triskelion arrondi.”

No default orientation. No proper coloration.

Considered a Step From Core Practice (SFCP).

Source: Viking Answer Lady SVG Images For Heraldry. Artist: Gunnvôr silfrhárr.

Triskele (2) 🦉 5.476




Three curves in pall. Also blazoned a “triskelion arrondi.”

Considered a Step From Core Practice (SFCP).

No default orientation. No proper coloration.

Triskele (3) • 5.477




A three-armed curving shape with knobs on the ends of the arms.

No default orientation. No proper coloration.

Source: Pennsic Heralds' Point Artists. Artist unknown.

Triskelion Pometty 🦉 **5.478**




A three-armed curving spiral shape.

No default orientation. No proper coloration.

Considered a Step From Core Practice (SFCP).

Source: Pennsic Herald's Point Artists. Artist unknown.

Triskelion of Spirals (1) 🦁 5.479



A three-armed curving spiral shape.

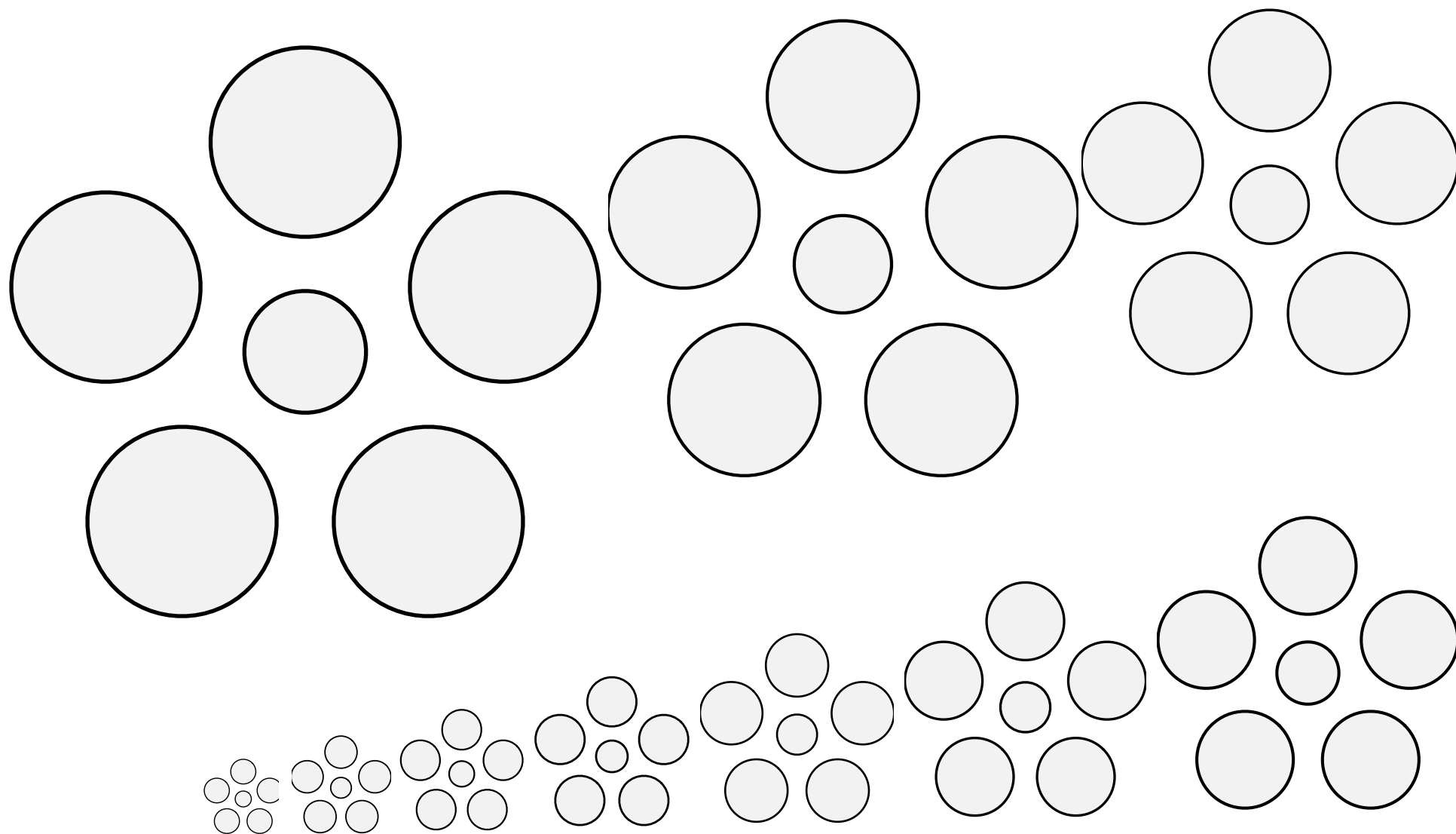
No default orientation. No proper coloration.

Considered a Step From Core Practice (SFCP).

Source: Viking Answer Lady SVG Images For Heraldry.

Artist: Gunnvôr silfrahárr.

Triskelion of Spirals (2) 🐉 5.480



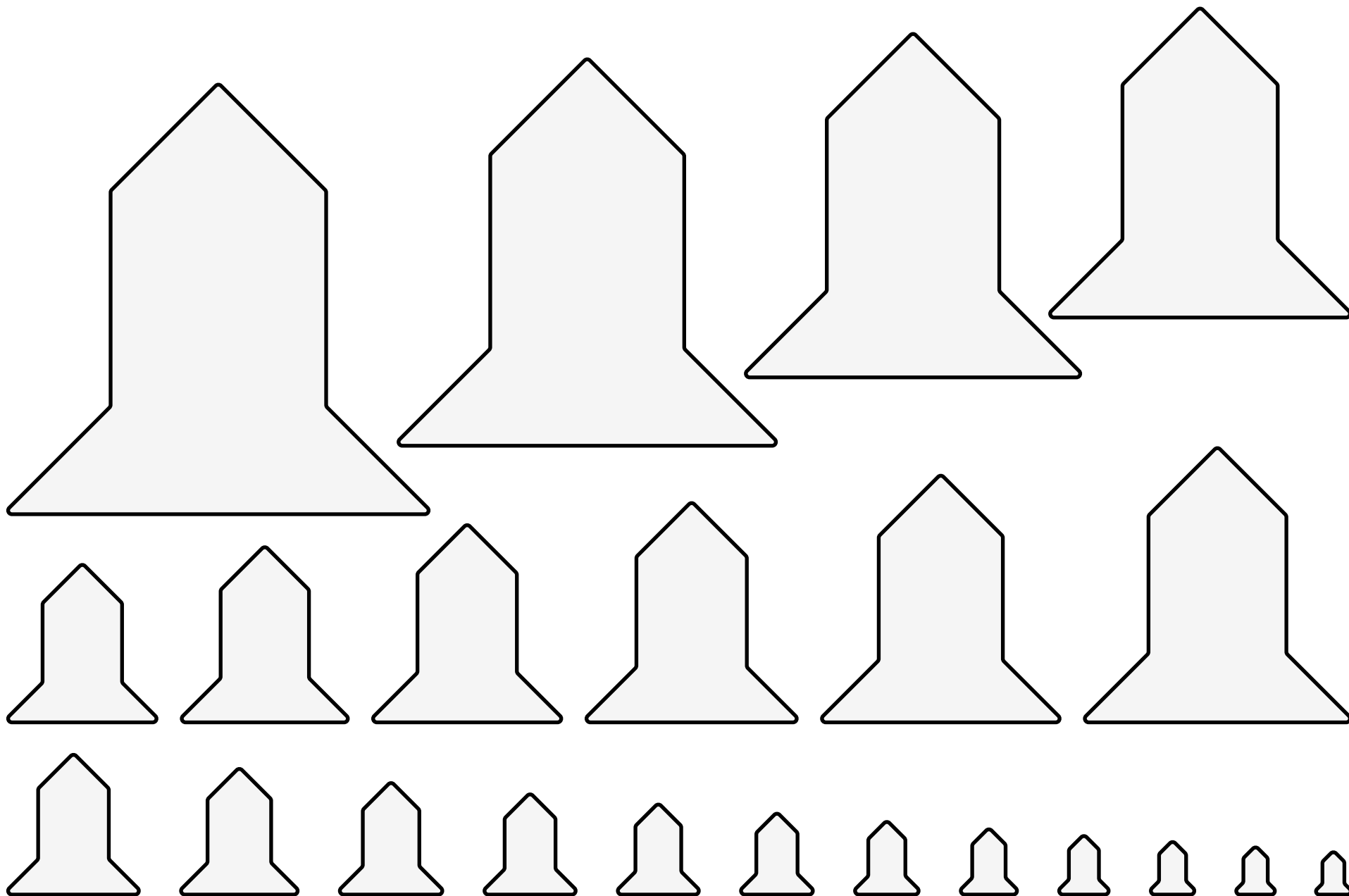
A highly-stylized depiction of a plum blossom.

Default orientation: one circle to chief. No proper coloration.

Found in Japanese armory. Requires an IAP to register.


Source: O-umajirushi. Artist: Kyūan.

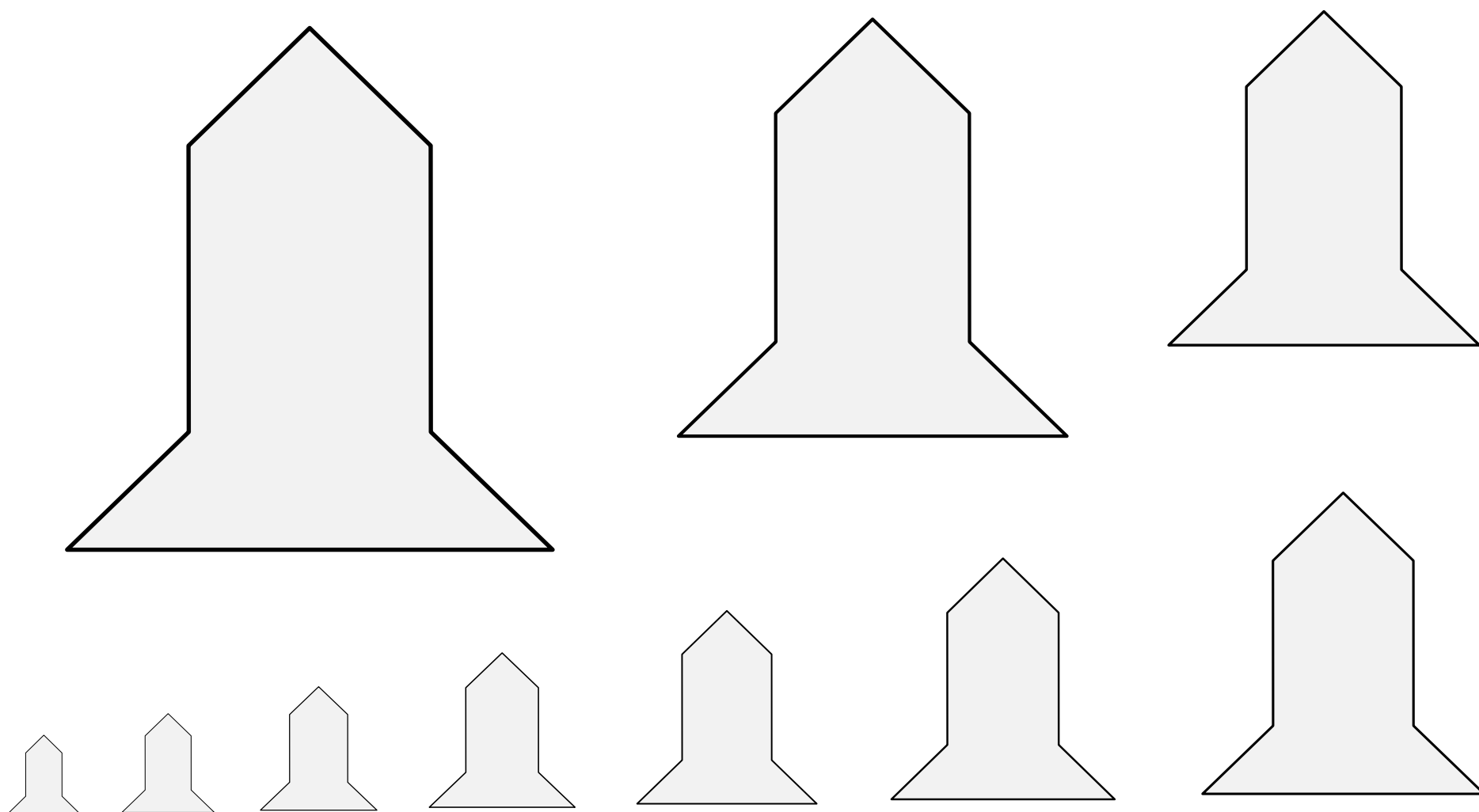
Umebachi 🍷 5.481



A single instance of the shape used to create vair fur.

No longer registrable as a separate charge as of April 2010.

Vair Bell (1)  **5.482**




A single instance of the shape used to create vair fur.

No longer registrable as a separate charge as of April 2010.

Source: Viking Answer Lady SVG Images For Heraldry. Artist: Gunnvôr silfrahárr.

Vair Bell (2) 🦉 5.483




Three interlinked triangles. This design is found in Viking-age Scandinavian and Germanic sites, and is said to be associated with Odin, Valkyries, and fate or the death of warriors, although its original name and its precise meaning in period are both uncertain.

Submitters should be aware that this symbol is popular with white supremacists and may prompt additional scrutiny.

Default orientation: points to chief. No proper coloration.

Source: Viking Answer Lady SVG Images For Heraldry. Artist: Gunnvör silfrahárr.

Valknut (1) 🦁 5.484

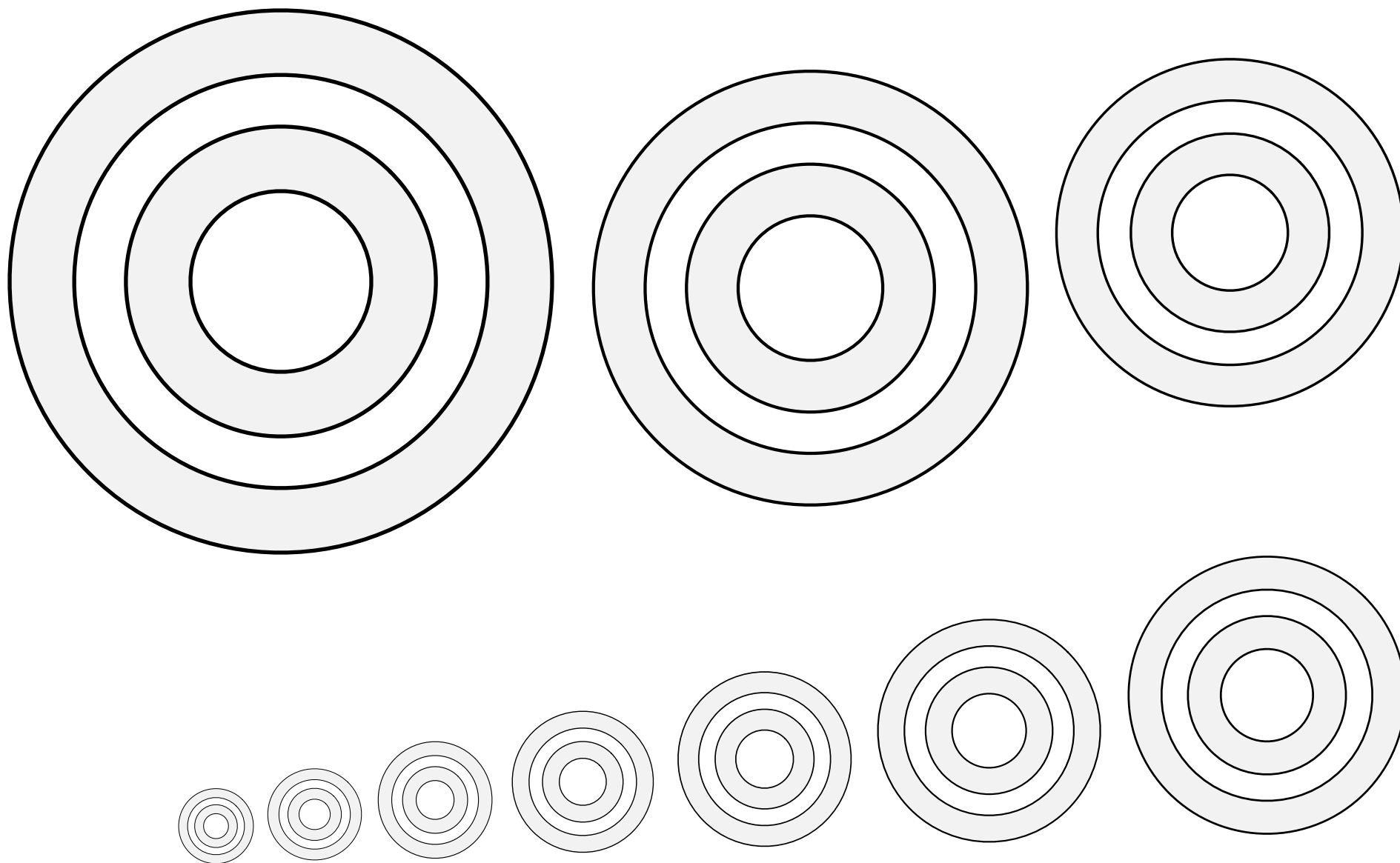


Three interlinked triangles. This design is found in Viking-age Scandinavian and Germanic sites, and is said to be associated with Odin, Valkyries, and fate or the death of warriors, although its original name and its precise meaning in period are both uncertain.

Submitters should be aware that this symbol is popular with white supremacists and may prompt additional scrutiny.

Default orientation: points to chief. No proper coloration.


Valknut (2) 🐉 5.485



Concentric annulets. May also be blazoned a gorges, as this was an early way of depicting whirlpools.

Source: Insignia Urbium Italiae Septentrionalis.
Artist unknown. (Arms of de Caponis, folio 109r.)

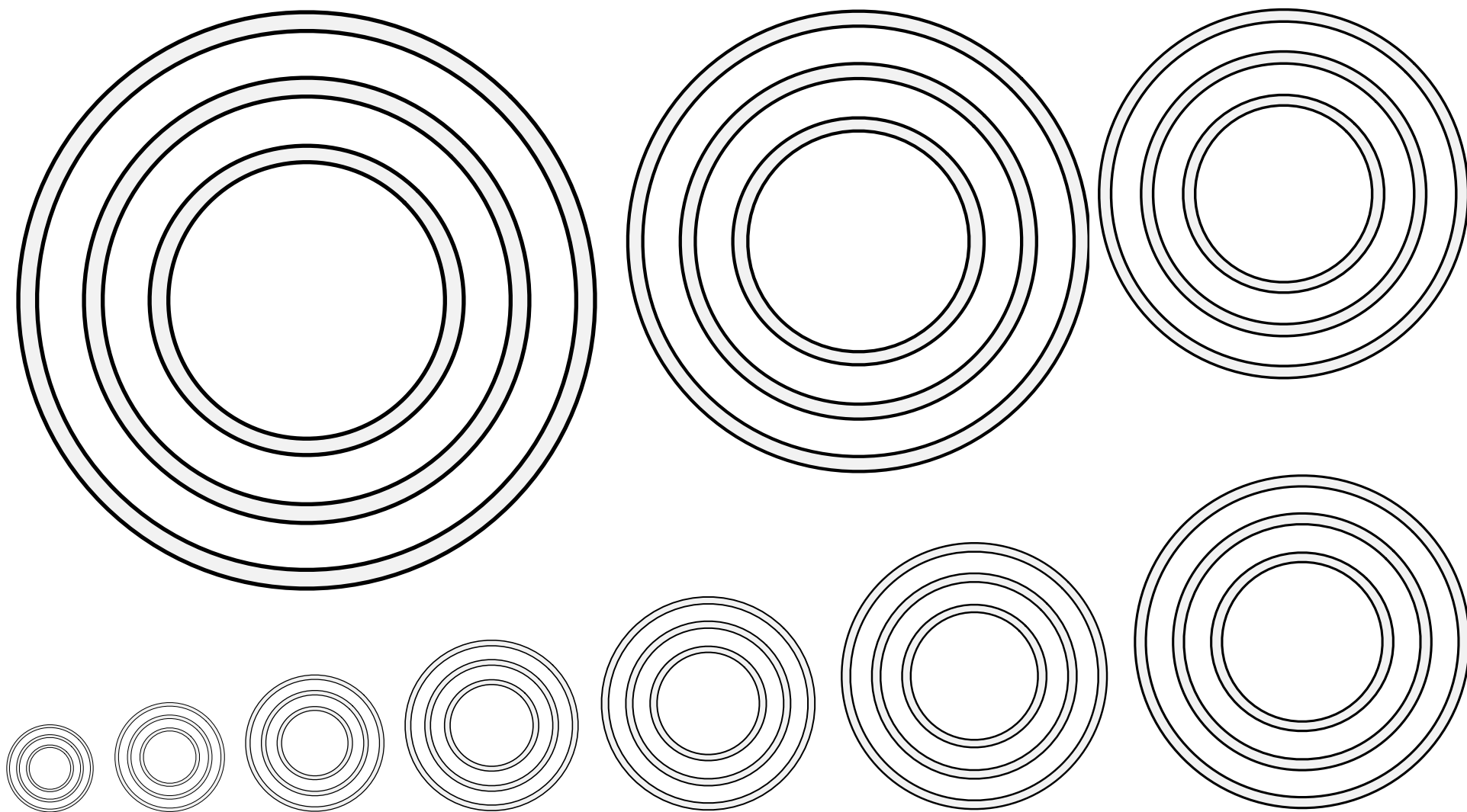
Vires, Two 🦉 5.486



Concentric annulets. May also be blazoned a gorges, as this was an early way of depicting whirlpools.

Source: Insignia Florentinorum.
Artist unknown. (Arms of Landini.)

Vires, Threë (1) 🦉 5.487




Concentric annulets. May also be blazoned a gorges, as this was an early way of depicting whirlpools.

Source: Stemmario Trivulziano.

Artist: Gian Antonio da Tradate.(Page 194.)


Vires, Three (2) 🦉 5.488



Concentric annulets. May also be blazoned a gorges, as this was an early way of depicting whirlpools.

Source: Insignia Veneta, Mantuana, Bononiensia, Anconitana, Urbinatia, Perugiensia. Artist unknown. (Arms of Grissendi, folio 188r.)

Vires, Four 🦉 **5.489**




A highly-stylized depiction of the wooden frame erected around a water well.

Default orientation: one corner to chief. No proper coloration.

Found in Japanese armory.

Source: O-umajirushi. Artist: Kyūan. Adapted by Mathghamhain Ua Ruadháin.

Well Frame (1) 5.490



A highly-stylized depiction of the wooden frame erected around a water well.


Default orientation: one corner to chief. No proper coloration.

Found in Japanese armory.

Source: Kenmon Shokamon. Artist unknown. (Page 22.)

Adapted by Jessimond of Emerickeskepe.

Well Frame (2) ♣ 5.491



A highly-stylized depiction of the wooden frame erected around a water well.

Default orientation: one corner to chief. No proper coloration.

Found in Japanese armory.

Source: Kenmon Shokamon. Artist unknown. (Page 24.)

Adapted by Jessimond of Emerickeskepe.

Well Frame (3) 5.492